



**CONSTRUCTION
SAFETY
ACTIVITY BOOK**
STAY CLEAR. STAY SAFE!

**CAUTION
DO NOT
ENTER**




THE CITY OF
DUBUQUE
Masterpiece on the Mississippi

Bee Branch Watershed Flood Mitigation Project



Upper Bee Branch Creek construction is starting soon!

Construction is expected to begin in spring 2015 and be completed in late 2016.



Notes for Teachers & Parents

What is going to happen?

The Bee Branch Creek currently runs through culverts underground. To help prevent flooding, the City of Dubuque is restoring the creek to an open waterway. The process of taking the creek out of the concrete channel is called daylighting. Daylighting the creek will help move stormwater more safely through the floodprone area and improve water quality.

What is most important?

The City of Dubuque places the highest priority on construction safety. We realize the creek restoration project is in a residential area where children play and walk to and from school everyday. Please review each of the following pages with your student or child to help them understand the dangers of construction zones and the importance of practicing safe behavior.

Make sure they know that construction zones are not playgrounds. Help them remember to: "Stay clear. Stay safe."

Where is it?

The Upper Bee Branch will be a 2,300-foot long creek and green space from where the Lower Bee Branch Creek ends just south of Garfield Avenue north to East 24th Street. Construction will start at the railroad tracks by Dubuque Furniture and Flooring and proceed up Knies St. and Elm St. to Comiskey Park.

THIS ACTIVITY BOOK BELONGS TO:



My school's name: _____

My teacher's name: _____

My notes about the Upper Bee Branch construction:

**Construction zones are
any location where active
construction is underway
and where construction
equipment is stored.**



CONSTRUCTION SAFETY TIPS

Stay clear. Stay safe.

Staying clear of construction zones will help keep you safe.
Follow these 10 construction safety tips at all times.



10 Construction Safety Tips You Need To Know



Stay clear of construction zones whenever possible. Big machines, dirt and rocks in the area are very dangerous. Stay clear and stay safe!

Do not walk, run, ride, climb or play in or around construction trucks, equipment, fences or dirt piles.

Stay outside orange cones, construction fences and barricades at all times.

Red, yellow and orange signs mean something is very dangerous. Do not enter the area. Stay away!

Sometimes the sidewalk or path you use to walk to school, the playground or a friend's house will be closed. Obey the signs and go a different way. Not following the signs is very dangerous and could result in you getting seriously hurt.

Never take a shortcut through a construction zone. Always stay outside the fence and walk around the construction site.

Slow down and follow signs that tell you where to walk, skateboard or bicycle. The signs will show you the safe way to go.

Stop, look and listen for moving construction equipment like bulldozers and dump trucks. Stay as far away from them as possible.

Only cross the street at crosswalks. Look both ways and listen carefully for cars and trucks before crossing. Never cross in front of a moving vehicle or between parked cars.

If you see a child climbing on construction trucks, equipment, fences or dirt piles, tell an adult. If you can't find an adult, call 9-1-1 to report what you see.

Did You Know?

BEE BRANCH WATERSHED FUN FACTS



A **watershed** is an area of land that drains to the same place. The Bee Branch Watershed drains to the Bee Branch Creek which goes to the Mississippi River.



The Bee Branch Watershed is approximately **6.5 square miles**.



Over 50% of the people in Dubuque either work or live in the Bee Branch Watershed.



During construction of the Upper Bee Branch Creek over **200,000 cubic yards** of soil will be removed from the site. That is **22,000 dump trucks** full of dirt!



The Bee Branch Creek is currently **buried underground**. The water flows through large concrete tunnels called **storm sewers**. Through a process called “**daylighting**” the creek will be restored to flow above ground like it did over **100 years ago**.



Most of the time the Bee Branch Creek water level will be **1 1/2 to 2 feet deep**, but when it rains the water will be deeper and flow faster. **DO NOT play in or near the creek** when it rains and the water is high.



The Upper Bee Branch Creek will be **2,300-foot long**. That's the same as **6 football fields!**



The Upper Bee Branch Creek will be **home** to many types of **fish and other cool critters!**

CONSTRUCTION ZONE

The map below shows where the construction zone will be located.





**Stay clear.
Stay safe.**



Bike Safety Tips

- ▶ Be sure to obey traffic signs, signals and road markings.
- ▶ Always wear your helmet when you ride.
- ▶ Be seen! Wear bright colors and use reflectors when riding.
- ▶ When riding on the street always ride in a straight line and in the same direction as traffic.
- ▶ Never ride your bike through a construction zone.
- ▶ Do not ride in ditches or over potholes. You may fall down and get hurt.
- ▶ Watch out for opening doors from parked cars!
- ▶ Be smart! Do not wear headphones or earbuds near construction zones.
- ▶ Get off and walk your bike when riding near a construction zone.



CONSTRUCTION SIGNS

Learn to recognize construction signs.
Understand what they mean.



Road Closed

Stay outside the barricade.
Do not walk, ride your bike
or skateboard on the road.



Orange Cones

The area is dangerous. Do not
enter the construction zone.
Always stay outside orange cones.



Stop/Do Not Enter

Red signs means danger. Stop! Do not enter the area.



Sidewalk Closed

Do not use this sidewalk. Find the nearest crosswalk
and look both ways before crossing the street to use a
different sidewalk.



Caution! Do Not Enter

Red tape also means danger. Stop! Do not enter the area.



Pedestrian Detour

When the sidewalk is
closed you will need
to go a different way.
These signs show you
the safe way to walk
or bicycle.



Road Work Ahead

A construction zone is located
up the road. Pay attention and
be very careful.



Detour

The road or sidewalk is
closed. People and cars will
need to go a different way.

Chain Link and Orange Construction Fences


Do not enter the area. Do not climb on the fence.

A side-view illustration of a dump truck. The cab is blue with a single headlight visible on the left. The dump body is orange with vertical ridges. The truck has a black chassis, a black fuel tank on the left side, and dual rear wheels. The background is a solid light blue.

**Always remember:
Stay clear. Stay Safe.**

WORD SEARCH

Find the words listed in the word bank below. Hint: They can be found horizontally and vertically.



WORD BANK

Detour
Sign
Zone

Safety
Obey
Look

Road
Cone
Bulldozer

Stop
Fence
Listen

Sidewalk
Bee Branch

B	R	S	A	F	E	T	Y	H	O	T
E	K	I	U	O	B	E	Y	C	S	L
E	M	D	E	T	O	U	R	D	I	X
B	L	E	G	H	B	R	F	E	G	F
R	I	W	Q	S	X	O	Z	O	N	E
A	S	A	P	T	J	A	K	T	B	N
N	T	L	O	O	K	D	U	G	V	C
C	E	K	L	P	Z	W	C	O	N	E
H	N	B	U	L	L	D	O	Z	E	R

Bee Branch Creek Safety Quiz



Take the quiz to see how much you know about construction safety.

MULTIPLE CHOICE

(Circle the correct answer.)

1. When should you play near construction sites?
 - a. On the weekends
 - b. After School
 - c. Never
2. When is it okay to run, skateboard, play loud music or talk on a cell phone near construction zones?
 - a. When school's out
 - b. When work has stopped
 - c. Never
3. Where should you cross the street near a construction zone?
 - a. In the middle of the street
 - b. Only at crosswalks
 - c. Anywhere you want
4. Crossing only at crosswalks will:
 - a. Keep you safe
 - b. Cause an accident
 - c. Get you lost
5. Which of the following is safe and will not cause harm?
 - a. Playing near exposed wires
 - b. Taking a shortcut through a construction zone
 - c. None of the above

SAFE OR UNSAFE

(Circle the correct answer.)

1. Alyssa and Cody decide to ride their bikes through a construction zone as a shortcut to school. **SAFE / UNSAFE**
2. Brayden and his friends jump inside a construction vehicle. **SAFE / UNSAFE**
3. Nora needs to cross the street. She knows she should use the crosswalk and wait for the walk light, but crossing now would be faster. She looks to make sure there are no cars coming and then runs across the street.
SAFE / UNSAFE


FILL IN THE BLANK

1. Stay clear. Stay _____.



SAFE OR UNSAFE?

Read each sentence and decide if the action was safe or unsafe.



1

Looking both ways before crossing the street is:

☐

SAFE

☐

UNSAFE

6

Listening to instructions given by a construction worker wearing a safety vest is:

☐

SAFE

☐

UNSAFE

2

Staying away from construction zones when walking to school is:

☐

SAFE

☐

UNSAFE



7

Two friends playing near a construction zone are being:

☐

SAFE

☐

UNSAFE

3

Climbing the fence that blocks off the construction zone is:

☐

SAFE

☐

UNSAFE

4

Ignoring flaggers and warning signals is:

☐

SAFE

☐

UNSAFE



8

Crossing at a crosswalk before the signal said it was okay to cross is:

☐

SAFE

☐

UNSAFE

5


Getting off your bike and walking it when you're near a construction zone is:

☐

SAFE

☐

UNSAFE



STAY CLEAR. STAY SAFE.

Safety Maze

Help the kids get to school safely.
Remember: Stay Clear. Stay Safe!




Start Here





COLORING PAGE

Color the construction cones and signs below. Talk about the meanings of each sign.




STAY CLEAR. STAY SAFE!

Do not walk, bike or play near construction zones.
Always obey construction signs to stay safe.



Answers

Find the answers to the safety activities and quizzes below.
How did you do?



Safety Crossword Puzzle

Down

1. Orange
3. Crosswalks
5. Listen
7. Pay
9. Phones

Across

2. Obey
4. Construction
6. Stay
8. Play
10. Signs

Word Search



Safety Quiz

Multiple Choice

1. c. Never
2. c. Never
3. b. Only at crosswalks
4. a. Keep you safe
5. c. None of the above

Safe or Unsafe

1. Unsafe
2. Unsafe
3. Unsafe

Safe or Unsafe

1. Safe
2. Safe
3. Unsafe
4. Unsafe
5. Safe
6. Safe
7. Unsafe
8. Unsafe





I'm staying
outside the fence.
If I stay clear I
will stay safe.

STOP
AUTHORIZED
VEHICLES
ONLY

City of Dubuque
50 West 13th Street
Dubuque, Iowa 52001
Ph: 563.690.6068
www.cityofdubuque.org/beebranch

 www.facebook.com/beebranchdbq
 www.twitter.com/beebranchdbq

