

# **Five Flags Civic Center**

This page intentionally left blank.

## FIVE FLAGS CIVIC CENTER DIVISION

<b>Budget Highlights</b>	<b>FY 2018 Actual</b>	<b>FY 2019 Budget</b>	<b>FY 2020 Requested</b>	<b>% Change From FY 2019 Budget</b>
<u>Expenses</u>				
Employee Expense	21,841	22,026	21,949	-0.3%
Supplies and Services	807,103	885,474	1,019,108	15.1%
Machinery and Equipment	—	74,000	15,000	-79.7%
Total Expenses	828,944	981,500	1,056,057	7.6%
Debt on Projects paid with Sales Tax Fund (30%)	46,960	51,970	52,063	0.2%
Property Tax Support	828,944	981,500	1,056,057	74,557
Percent Increase (Decrease)				7.6%
<b>Personnel - Authorized FTE</b>	<b>0.15</b>	<b>0.15</b>	<b>0.15</b>	

\*Actual Benchmark for FY 2019 is \$920,395.

### Improvement Package Summary

#### **1 of 2**

This decision package provides for 36 surveillance cameras to be placed inside and outside Five Flags Civic Center. The traffic cameras in the area cover very little of the Five Flags sidewalks. The safety and security of the many citizens and visitors to Five Flags is of utmost importance. There also are no cameras in the areas where cash is taken, counted and prepared for deposit. The management company handles city funds and city accounts. The addition of cameras is important for internal controls mechanisms. There is no security monitoring system for common public areas as well as entrances and exits to the building. SMG, the management company, performed a risk assessment audit with police, fire and the Department of Homeland Security. The assessment recommended cameras in specific locations. Phase 1 of project was in FY17 and installed infrastructure and 9 cameras. FY 19 included \$35,000 to purchase 20 cameras. This package would complete the camera project. This improvement supports the City Council high priority goal of surveillance camera funding under their Vibrant Community goal. There would be a recurring cost of approximately \$9,600 a year for these cameras. The first year is included in the purchase price.

Related Cost:       \$ 15,000 Tax Funds   Non-Recurring  
Property Tax Impact:   \$ 0.0059 0.06%  
Activity: Civic Center Operations

**Recommend - No**

## 2 of 2

The improvement level decision package request is for Phase 2A of the Five Flags Study. This would provide for the consultants to do a deep dive into two different scenarios. If this Phase 2A study improvement package is desired and approved, the contract with the consultants would be moved forward in April of 2019 for City Council authorization with payment for services in FY 20. The cost to do two scenarios is \$82,800. This deep dive into 2 more scenarios would be meant to provide the City Council with information about other options should they wish to consider one of them. During the planning for Scenario 4 it was determined that if a soils analysis was completed that would aid in even more reliable cost estimates for footings and piles necessary for the whichever project might be chosen. A soils analysis would be \$20,000. The work of this improvement package would be completed in a timeframe that could allow a referendum later in 2019 or in 2020 should the Council wish that timeframe. This improvement package relates to City Council Policy Agenda 2018-2020 Top Priority Five Flags Civic Center: Direction and Funding.

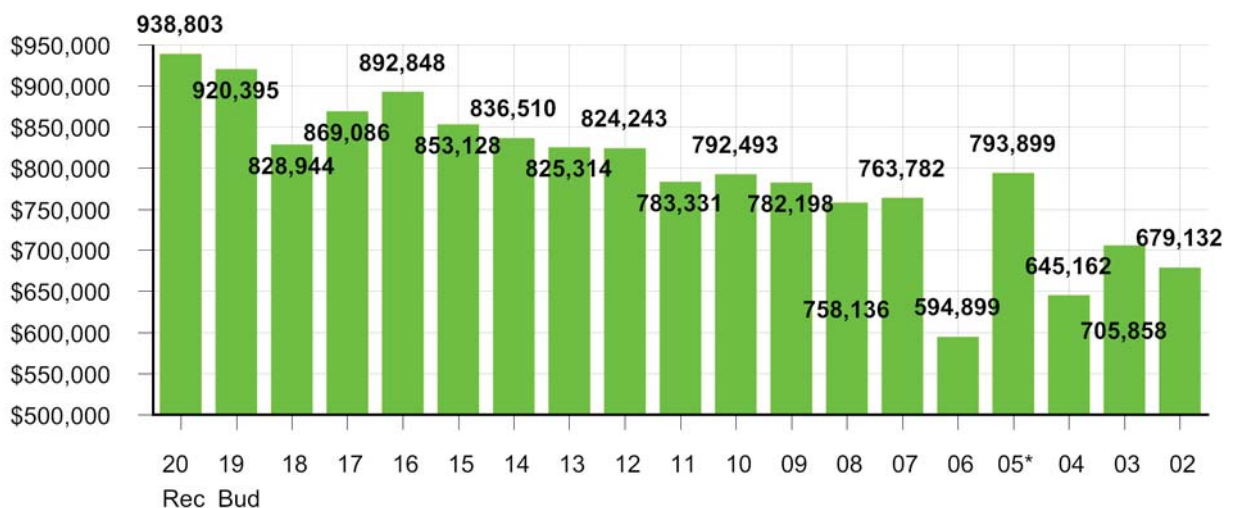
Related Cost:	<u>\$ 102,800</u>	Tax Funds	Non-Recurring	<b>Recommend - Yes</b>
Property Tax Impact:	\$ 0.0404	0.39%		
Activity:	Civic Center Operations			

### Significant Line Items

#### Background

1. History: The City has contracted the firm, SMG, after Council approval in April 2004, to privately manage Five Flags Civic Center. SMG's original five year private management agreement began on July 1, 2004 and ended June 30, 2009. The current agreement expired June 30, 2014 and was extended for another five-year period ending June 30, 2019 and has a possible five-year extension clause after that.
- 2.

### Five Flags Property Tax Support



\*SMG took over managing Five Flags on July 1, 2004.

Actual expenses were higher in FY 2005 due to the transitioning of the employees. There were additional costs relating to unemployment insurance, vacation payoffs and prior year expenses

### **Employee Expense**

3. FY 2020 employee expense reflects a 1.5% wage package increase.
4. The Iowa Public Employee Retirement System (IPERS) City contribution of 9.44% is unchanged from FY 2019 The employee contribution of 6.29% is unchanged from FY 2019.

### **Supplies & Services**

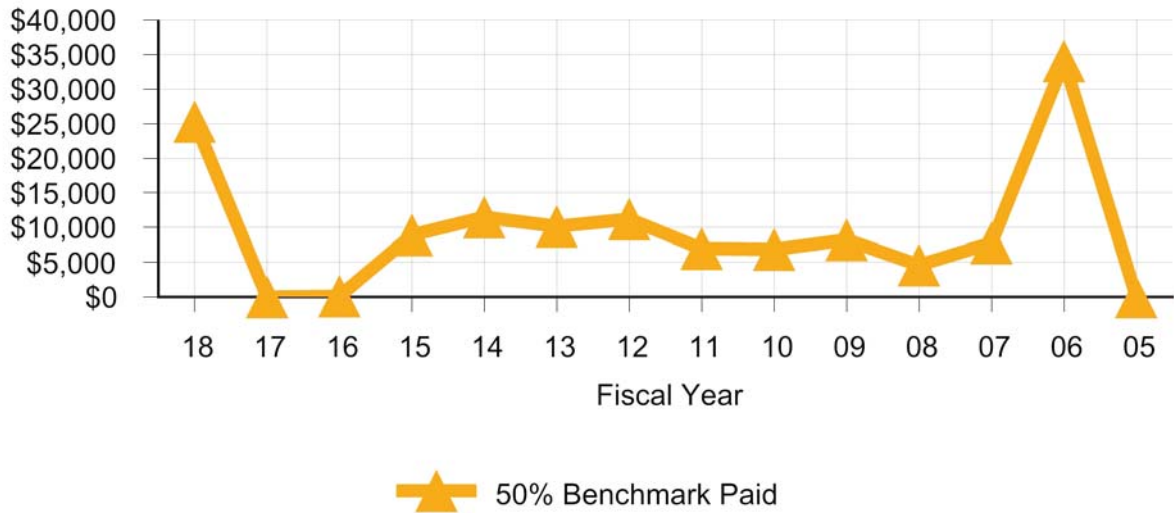
5. **Benchmark Calculation:** The benchmark is the amount the City sets for SMG of property tax needed to operate the Five Flags Civic Center. The original benchmark and formula for adjustment was established in the 2004 agreement with SMG. SMG is challenged to spend less than the Benchmark, thereby reducing the amount of property tax support needed. The benchmark is calculated by taking total expense less earned revenue for the Civic Center, to get the property tax support. This calculation was completed in the beginning by taking the average actual property tax support spent in FY 2002, 2003, and 2004 (\$682,091) and then increased annually by an inflation factor. This amount includes SMG's projected management fee of \$101,005 in FY 2020. The Benchmark fee is set for the purpose of the budget with an estimated CPI and then adjusted by the actual May CPI after the budget is adopted to arrive at the actual Benchmark and management fee.
6. SMG's goal is to come in under the benchmark, but if the benchmark is not met, the City of Dubuque must pay any amount over the benchmark. SMG's incentive to meet the benchmark gives them \$.50 of every dollar under the benchmark.

**Annual Benchmark Set for SMG:** In FY 2014 the benchmark was \$852,040 (prior year plus the May CPI of 1.4%), in FY 2015 the benchmark was \$869,933 (prior year plus the May CPI of 2.1%), in FY 2016 the benchmark was \$869,933 (prior year plus the May CPI of 0%), in FY 2017 the benchmark was \$878,632 (prior year based on May CPI of 1%), in FY 2018 the benchmark was \$895,326 (prior year based on May CPI of 1.9%), in FY 2019 the benchmark was \$920,395 (prior year based on May CPI of 2.8%), and in FY 2020 the benchmark is anticipated to be \$938,803 (prior year and anticipated May CPI of 2.0%).

**Actual Benchmark:** It should be noted that the first year (FY 2005) of management, actual expenses were higher due to the transitioning of the employees. There were additional costs relating to unemployment insurance, vacation payoffs and prior year expenses that did not count against the benchmark. The Five Flags Civic Center was also under renovation soon after SMG started. It was expected that the first year of management would cost more. Also, the budget was initially set with the management fee (\$75,000) added on top of the set benchmark. It was determined that the benchmark should already include SMG's management fee, and the actual benchmark was adjusted accordingly with the additional budget going back into General Fund.

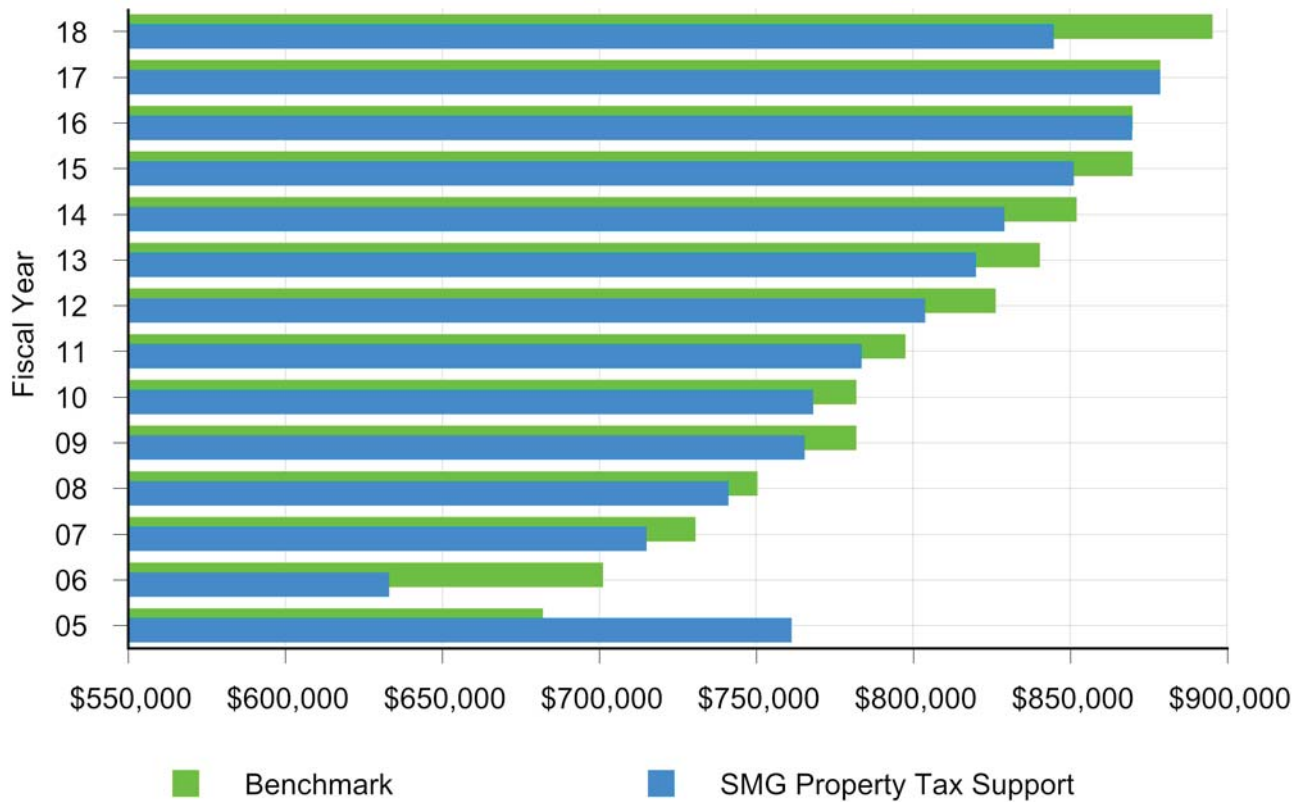
Following is a summary of annual results of the benchmark to date that reflects SMG has met the benchmark since 2006:

### SMG Benchmark Payout



**Analysis of Results to Date:** When reconciling annual property tax support spent to the benchmark each year, the City adjusts the expenses for items that do not count against the benchmark (expenses that are the responsibility of the City). These expenses have included the initial cost of transitioning employees (unemployment insurance, vacation payoffs) and some equipment items not yet paid as of the transitioning date. Following is a summary reflecting the amount the City has actually paid over or under the benchmark, with these adjustments taken out expenses that do not count against benchmark:

## SMG Property Tax Support Compared to Benchmark



### Machinery & Equipment

7. Equipment replacement items are requested for \$15,000 for surveillance cameras.

### Debt Service

8. FY 2020 Annual debt service is as follows (\$52,063):

Amount	Debt Series	Payment Source	Purpose	Final Payment	Call Date
\$ 48,006	2012D G.O.	Sales Tax 20%	Civic Center Improvements	2030	2019
\$ 4,057	Planned Debt	Sales Tax 20%	Chair Platform Section 3	2039	
<u>\$ 52,063</u>	Total Civic Center Annual Debt Service				

This page intentionally left blank.



# LEISURE SERVICES FACILITY DIVISION

The Facility Division provides for the effective and efficient maintenance of buildings and equipment and administration of management contracts for Five Flags Civic Center and Grand River Center, ensuring facilities and programs that provide an increased QUALITY OF LIFE and creates opportunities for both citizens and visitors.



## SUCCESS IS ABOUT PLANNING, PARTNERSHIPS AND PEOPLE LEADING TO OUTCOMES

### PLANNING

Planning is necessary to develop an ongoing capital improvement plan to keep up each building. SMG and Platinum Hospitality work together and separately to provide venues for conferences, weddings, family events, trade shows, entertainment, business meetings, events and more. Each works to meet the needs of individuals, businesses and event planners.

### PEOPLE

The Grand River Center as the conference and education center and Five Flags as the civic center both provide increased quality of life for the residents of Dubuque as well as positive visitor experiences for travelers to the area.



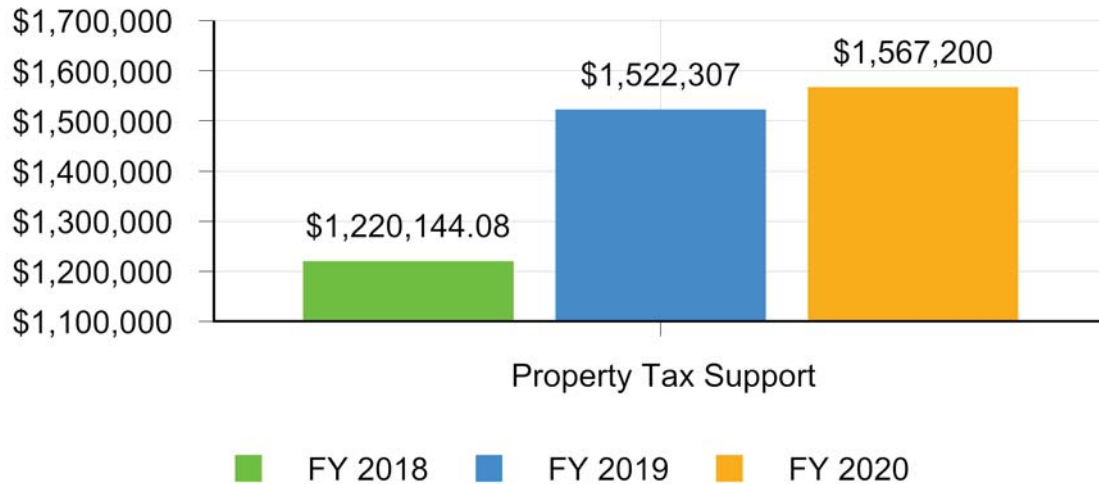
### PARTNERSHIPS

Efforts are coordinated with the Dubuque Area Visitor and Convention Bureau. Often local professionals represent their professional association to bring their state and/or national conference to Dubuque. Partners at Five Flags include many theatrical and performing groups.

# LEISURE SERVICES FACILITY DIVISION

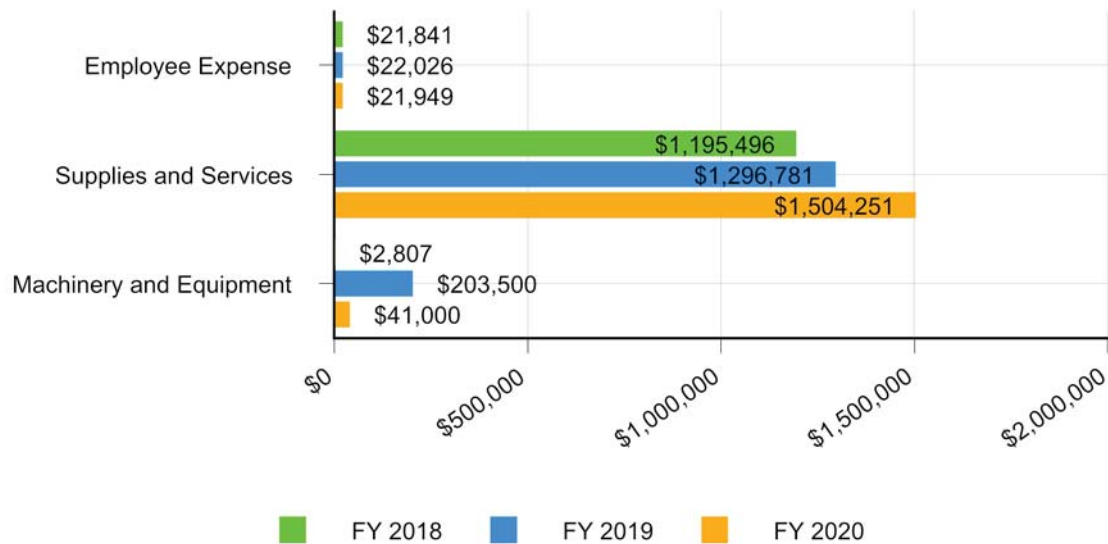
	FY 2018	FY 2019	FY 2020
Full-Time Equivalent	0.15	0.15	0.15

## Property Tax Support



The Leisure Services Facilities Division is supported by 0.15 full-time equivalent employees. Supplies and services accounts for 95.98% of the department expense as seen below. Overall, the department's expenses are expected to increase by 2.95% in FY 2020 compared to FY 2019.

## Expenditure by Category by Fiscal Year



# LEISURE SERVICES FACILITY DIVISION

## Overview

Five Flags Civic Center is a City owned building managed day-to-day by SMG Management located in the heart of downtown. It is a multipurpose facility which hosts sporting events, theatrical performances, concerts, meetings and conventions, high school and community college graduations, sporting events and much more. Five Flags Civic Center features an arena, historic theater, meeting rooms and intimate performance stage called the Bijou Room.



The Grand River Center is a City owned building managed by Platinum Hospitality. Dubuque's iconic convention and education center is located in the Port of Dubuque overlooking the Mississippi River and Riverwalk. The conference center has meeting rooms, a ballroom and exhibit hall allowing a variety of uses of the space for large and small events.

Leisure Services initiates capital improvement projects for these facilities ensuring the long-term viability and functionality of these buildings.



Five Flags Civic Center Funding Summary			
	FY 2018 Actual	FY 2019 Budget	FY 2020 Requested
Expenditures	\$828,944	\$981,500	\$1,056,057
Resources	\$—	\$—	\$—

Five Flags Civic Center Position Summary	
	FY 2020
Leisure Services Manager	0.15
<b>Total FT Equivalent Employees</b>	<b>0.15</b>

# LEISURE SERVICES FACILITY DIVISION

Grand River Center Funding Summary			
	FY 2018 Actual	FY 2019 Budget	FY 2020 Requested
Expenditures	\$401,100	\$559,371	\$533,318
Resources	\$9,900	\$18,564	\$22,175

## Highlights of the Past Year

- Five Flags hosted 342 performances / events with total attendance of 99,042 in Fiscal Year 2018.
- Five Flags exceeded the goal of reducing tax payer subsidy but beating the annual benchmark by over \$50,000.
- Five Flags produced or hosted 12 concerts, a 30% increase over Fiscal Year 2017.
- Five Flags produced the highest ticket grossing show in venue history with Willie Nelson. Ticket sales exceeded \$260,000.
- Five Flags hosted the highest ticket sales event for a multi-performance event in venue history with Disney on Ice, which grossed \$217,914.50.
- Five Flags increased food and beverage sales by 41% from \$223,620 to \$315,288 from Fiscal Year 2017 to Fiscal Year 2018.
- Wags at the Flags, Dubuque's indoor dog park, raised \$1,500 for Homeward Bound Siberian Husky Rescue during the Fiscal Year 2018 season.
- Five Flags Center received three awards in Fiscal Year 2018: 365 Ink Magazine for Best of 2018; Outstanding Support Recognition for Toys-For-Tots Dubuque; and HR Cook received Dubuque's Movers and Shakers and Newsmakers Award.
- Events were held at Grand River Center 345 days out of 365 for 94% usage and recorded 199,677 attendees in calendar year 2018.
- Grand River Center had many public exhibit hall events in 2018, some new to Dubuque and some annual including Radio Dubuque Bridal Show, Dubuque Sports and Rec, Dubuque Boat Show, Dubuque Car Show, Callahan Craft Shows, Tri State Home Show, Best Fest, Hope Church, UPA Weight Lifters, Midwest Chess, Mac and Cheese Fest, Paranormal Expo, Kids' Expo, TH Media's Her Night Out, Dubuque Choir Orchestra and Band, Opening Doors Trivia Nights, Midwest Starz Dance, Bacon Fest and Yoga and Oneness Festival.
- Grand River Center welcomed for the first time in Dubuque, Iowa World China Painter which hosted 200 people for three days during an April weekend. Artists and collectors enjoyed
-

## LEISURE SERVICES FACILITY DIVISION

- vendors and demonstrations. On display during the event was the world's largest china painted teapot and also world's smallest china painted teapot.
- Grand River Center hosted the Dubuque Chapter of IBEW for four days with 300 attendees that participated in seminars, visited with vendors and networked.
- Grand River Center was also the venue for National Livestock Marketing Association with 425 people for five days and the Master Farm Homemakers/Country Women's Council with 100 attendees for four days.
- Capital improvements to each facility improve the experience of visitors and attendees.

### Future Initiatives

- Five Flags Civic Center has a goal to sell over \$85,000 in building advertising and sponsorships by June 30, 2019 thus helping decrease taxpayer subsidies to the facility.
- Increased programming at Five Flags Civic Center for families.
- Reduce expenses in Fiscal Year 2019 at Five Flags Civic Center.
- Direction and funding decisions regarding Five Flags Civic Center. City Council 2018-2020 Top Priority.
- Continue energy efficient initiatives and updating technology at Grand River Center.

### Performance Measures

#### **Five Flags Civic Center and Grand River Center - Activity Statement**

- Provide venues for community and civic activities in addition to entertainment, cultural events and activities.
- Events and activities bring tourists to Dubuque, increasing spending in our community.
- Ensure positive experience of attendees with well maintained, professionally managed Centers.
- Provide for QUALITY OF LIFE venues for our citizens and visitors.



# LEISURE SERVICES FACILITY DIVISION



**Goal: Partnering for a Better Dubuque**



## **Outcome #1: Become a regional hub for arts and culture by partnering with arts and culture organizations.**

Five Flags Civic Center has been home to arts and cultural opportunities as well as community events. Five Flags is home to the Dubuque Symphony Orchestra, Rising Star Theater Company, Fly-By-Night Theater, Colts Drum & Bugle Corps and Julien Dubuque International Film Festival. In addition to arts groups, Five Flags Center has worked to bring in national performances such as Mannheim Steamroller, Russian Nutcracker and others. Five Flags Center works with local theaters to make sure that all demographics of the Tri-States area are represented in entertainment while not over-saturating the market with double bookings and eroding local talent and resources. Five Flags Center is poised to again increase performing arts programming by 27% in the theater and arena in Fiscal Year 2020.



## **What does this mean to the citizens of Dubuque?**

Our citizens have many different kinds of opportunities to experience arts and culture at Five Flags Civic Center and Theater.

## **Outcome #2: Partner for support of families and children.**

Five Flags and Grand River Center host community events and activities that support families and children.

# LEISURE SERVICES FACILITY DIVISION

This is just a partial list:

Grand River Center	Five Flags Center
Maria House Opening Doors Gala	Confederate Railroad
Holy Family Gala	Kenny Rogers
Special Olympics	Comedian Todd Oliver
Bald Eagle Days	Paw Patrol Live!
Boy Scouts of America	Red Green
Make-A-Wish Gala	Matthew West
Dubuque County Right to Life Dinner	Josh Turner
Dubuque Community Schools	Barks, Bourbon & Brews
St. Mark's Community Apples for Kids	Moscow Ballet
Boys' and Girls' Club	Martina McBride
Iowa State Police Association	Celtic Christmas
Iowa Women Lead Change	Traxxas Monster Truck
Loras College / Clarke University Athletics	Tracy Byrd
University of Dubuque Senior Banquet	Chicago the Band
Dubuque Humane Society	Newsboys
Clarity Clinic	Three Dog Night
Mercy Foundation	Beyond the Stars Dance Competition
Stonehill St. Francis	Disney on Ice
HAVLife	Comedian Lisa Lampanelli
Riverview Center Dinner	Willie Nelson
Keystone Education Agency	George Winston
American Massage	Drew Hastings
Tri State Emergency Responders	WWE Life



## What does this mean to the citizens of Dubuque?

Children and families have access to two city-owned facilities that provide space for each event. Events include fundraisers that support non-profits that provide valuable services to children and families.

# LEISURE SERVICES FACILITY DIVISION

## **Outcome #3: Infrastructure and amenities support economic development and growth.**

The Five Flags Center has partnered with local businesses including hotels, restaurants and casinos to drive people through their doors before and after events at Five Flags Center. Five Flags has offered and promoted discounted room rates at the Holiday Inn & Hotel Julien, and has also offered ticket holders coupons for discounts at the Q Casino. Downtown, Port, and Millwork Districts all report large increases in sales when events are held at Five Flags Center. Studies reflect Five Flags Center contributes \$5,000,000 annually. While the study has not been completed, Five Flags Center estimates that their events contribute \$5,000,000 in economic impact to the city of Dubuque.

Conferences bring money into the local economy. The City of Dubuque and the Sustainable City Network hosted the 10th Annual Growing Sustainable Communities Conference. As hosts of the event, \$20,000 was paid to Platinum Hospitality for rental and food services of the Grand River Center. Platinum Hospitality reinvested the fees into wages of staff living locally, local food and drink vendors, supplies for maintenance purchased from local businesses and more. There were 350 attendees from 22 states across the country for this two-day event. The 2019 Iowa League of Cities Conference will be held at the Grand River Center. Each year the Grand River Center hosts numerous conferences - national, regional and state.

## **What does this mean to the citizens of Dubuque?**

Dollars are brought to Dubuque from conference attendees and spent at gas stations, retail shops and for airfare tickets in the Dubuque Regional Airport.



365 Ink Magazine Award



WWE



Disney on Ice



# LEISURE SERVICES FACILITY DIVISION


## **Outcome #4: Visitors have positive experience and return to the Five Flags Civic Center and the Grand River Center and Dubuque.**

Regional ticket buyers of events at Five Flags Center contribute to the economy of Dubuque by making an “experience”, staying at hotels, dining at local restaurants before the event and patronizing one of the many late-night establishments on Main Street of local casinos.

Those visitors to the community, Five Flags Civic Center, and the Grand River Center have an economic impact on the community initially. Additionally, their exposure to Dubuque results in trips back to Dubuque for another conference or return trip with their family. In some cases, visitors have decided to move and make Dubuque their home. Grand River Center has become a location for destination weddings.

## **What does this mean to the citizens of Dubuque?**

Young professionals determine where they want to live and then find a job there. Adult children whose parents still live in Dubuque are returning to raise their family.



This page intentionally left blank.

---

## Recommended Operating Revenue Budget - Department Total

### 32 - CIVIC CENTER DIVISION

---

---

Fund	Account	Account Title	FY17 Actual Revenue	FY18 Actual Revenue	FY19 Adopted Budget	FY20 Recomm'd Budget
400	59350	FR SALES TAX CONSTRUCTION	48,010	46,960	51,970	52,063
59	TRANSFER IN AND INTERNAL - Total		48,010	46,960	51,970	52,063
CIVIC CENTER DIVISION - Total			48,010	46,960	51,970	52,063

## Recommended Operating Expenditure Budget - Department Total

### 32 - CIVIC CENTER DIVISION

Fund	Account	Account Title	FY17 Actual Expense	FY18 Actual Expense	FY19 Adopted Budget	FY 20 Recomm'd Budget
100	61010	FULL-TIME EMPLOYEES	16,719	16,673	16,922	17,309
100	61310	IPERS	1,493	1,492	1,597	1,634
100	61320	SOCIAL SECURITY	1,231	1,217	1,295	1,324
100	61410	HEALTH INSURANCE	2,385	2,385	2,146	1,626
100	61415	WORKMENS' COMPENSATION	60	63	54	45
100	61416	LIFE INSURANCE	11	11	12	11
<b>61 - WAGES AND BENEFITS</b>			<b>21,899</b>	<b>21,841</b>	<b>22,026</b>	<b>21,949</b>
100	62061	DP EQUIP. MAINT CONTRACTS	0	2,187	3,570	2,231
100	62090	PRINTING & BINDING	314	314	314	335
100	62110	COPYING/REPRODUCTION	1,250	1,517	1,250	1,623
100	62206	PROPERTY INSURANCE	19,583	18,344	22,910	25,785
100	62208	GENERAL LIABILITY INSURAN	83	69	73	72
100	62320	TRAVEL-CITY BUSINESS	0	(80)	0	0
100	62421	TELEPHONE	3,080	1,345	1,360	1,392
100	62614	EQUIP MAINT CONTRACT	0	959	1,410	3,359
100	62627	CAMERA MAINTENANCE	0	378	0	1,178
100	62667	DATA SERVICES	6,258	0	0	0
100	62712	CONSULTING ENGINEERS	0	0	0	102,800
100	62761	PAY TO OTHER AGENCY	816,620	782,070	854,587	880,333
<b>62 - SUPPLIES AND SERVICES</b>			<b>847,187</b>	<b>807,103</b>	<b>885,474</b>	<b>1,019,108</b>
100	71315	TRUCK-ADDITIONAL	0	0	39,000	0
100	72416	VIDEO EQUIPMENT	0	0	0	15,000
100	72417	CAMERA RELATED EQUIPMENT	0	0	35,000	0
<b>71 - EQUIPMENT</b>			<b>0</b>	<b>0</b>	<b>74,000</b>	<b>15,000</b>
400	74111	PRINCIPAL PAYMENT	34,850	34,850	38,871	39,996
400	74112	INTEREST PAYMENT	13,160	12,110	13,099	12,067
<b>74 - DEBT SERVICE</b>			<b>48,010</b>	<b>46,960</b>	<b>51,970</b>	<b>52,063</b>
<b>32 - CIVIC CENTER DIVISION TOTAL</b>			<b>917,096</b>	<b>875,904</b>	<b>1,033,470</b>	<b>1,108,120</b>

## Recommended Expenditure Budget Report by Activity & Funding Source

### 32 - CIVIC CENTER DIVISION

#### CIVIC CENTER ADMINISTRATI- 32100

#### FUNDING SOURCE: GENERAL

Account	FY18 Actual Expense	FY19 Adopted Budget	FY20 Recomm'd Budget
EQUIPMENT	—	74,000	15,000
SUPPLIES AND SERVICES	807,103	885,474	1,019,108
WAGES AND BENEFITS	21,841	22,026	21,949
<b>CIVIC CENTER ADMINISTRATI</b>	<b>828,944</b>	<b>981,500</b>	<b>1,056,057</b>
<b>DEBT SERVICE</b>		<b>- 32400</b>	

#### FUNDING SOURCE: DEBT SERVICE

Account	FY18 Actual Expense	FY19 Adopted Budget	FY20 Recomm'd Budget
DEBT SERVICE	46,960	51,970	52,063
<b>DEBT SERVICE</b>	<b>46,960</b>	<b>51,970</b>	<b>52,063</b>
<b>CIVIC CENTER DIVISION TOTAL \$</b>	<b>875,903.85 \$</b>	<b>1,033,470.00 \$</b>	<b>1,108,120.00</b>

**CITY OF DUBUQUE, IOWA**  
**DEPARTMENT DETAIL - PERSONNEL COMPLEMENT**

**32 CIVIC CENTER DIVISION**

FD	JC	WP-GR	JOB CLASS	FY 2018		FY 2019		FY 2020	
				FTE	BUDGET	FTE	BUDGET	FTE	BUDGET
61010 Full Time Employee Expense									
100	3375	GE-41	LEISURE SERVICES MANAGER	0.15	\$ 16,672	0.15	\$ 16,922	0.15	\$ 17,309
TOTAL FULL TIME EMPLOYEES				0.15	\$ 16,672	0.15	\$ 16,922	0.15	\$ 17,309
TOTAL CIVIC CENTER DIVISION				0.15	\$ 16,672	0.15	\$ 16,922	0.15	\$ 17,309

CITY OF DUBUQUE, IOWA  
ACTIVITY PERSONNEL COMPLEMENT SUMMARY

ACCT	FD	JC	WP-GR	POSITION CLASS	FY 2018		FY 2019		FY 2020		
					FTE	BUDGET	FTE	BUDGET	FTE	BUDGET	
Civic Center Administration											
10032100	61010	100	3375	GE-41	LEISURE SERVICES MANAGER	0.15	\$ 16,672	0.15	\$ 16,922	0.15	\$ 17,309
				Total		0.15	\$ 16,672	0.15	\$ 16,922	0.15	\$ 17,309
TOTAL CIVIC CENTER DIVISION						0.15	\$ 16,672	0.15	\$ 16,922	0.15	\$ 17,309

Capital Improvement Projects by Department/Division					
CIVIC CENTER DIVISION					
CIP Number	Capital Improvement Project Title	FY 17 Actual Expense	FY 18 Actual Expense	FY 19 Adopted Budget	FY 20 Recomm'd Budget
1002569	FF IMPROV - SMG CONTRIB	—	—	—	—
1021711	ARENA DOORS ON MAIN	—	—	—	—
1022783	FIVE FLAGS ELEVATOR	—	—	—	12,000
3501538	SECURITY SYSTEM	33,932	—	—	—
3501708	THEATER-TUCKPOINT EXTERIO	22,713	287,558	—	—
3502378	ARENA ROOF	—	—	—	—
3502379	ARENA LIGHT FIXTURES	—	—	—	—
3502511	THEATRE FIRE ESCAPE	—	35,000	—	—
3502515	RENOVATE EMPLOYEE AREA	3,627	—	—	—
3502584	FF MARKET BUILD STUDY	15,000	35,066	—	—
3502647	ACCESSIBILITY BLDG MODIFI	9,500	—	—	—
3502709	CIVIC LED LIGHTING RETROF	—	—	—	—
3502736	FIVE FLAGS MARQUEE	0	64,530	0	0
3502740	FIVE FLAGS STUDY PHASE 2	0	0	50,000	0
3502741	ARENA CHAIR PLATFORM SEC3	0	0	58,000	0
3602583	ARENA ROOF A/C UNIT REPLC	0	0	0	0
<b>CIVIC CENTER DIVISION TOTAL</b>		<b>84,772</b>	<b>422,154</b>	<b>108,000</b>	<b>12,000</b>



PROGRAM /DEPT	PROJECT DESCRIPTION	FY 2020	FY 2021	FY 2022	FY 2023	FY 2024	TOTAL	PAGE
<b>CIVIC CENTER DIVISION</b>								
<b>Culture and Recreation</b>								
<b>Operations</b>								
	Elevator Upgrades	\$ 12,000	\$ —	\$ —	\$ —	\$ 180,000	\$ 192,000	37
	Exterior Brick Wall Replacement	\$ —	\$ 50,000	\$ —	\$ —	\$ —	\$ 50,000	38
	Accessibility Building Modifications	\$ —	\$ —	\$ 25,000	\$ —	\$ 200,000	\$ 225,000	39
	Concessions							
	Digital Menu Boards and Directional Signage	\$ —	\$ —	\$ —	\$ —	\$ 25,000	\$ 25,000	40
<b>Arena</b>								
	Arena Air Conditioner Replacement	\$ —	\$ —	\$ —	\$ —	\$ 225,000	\$ 225,000	41
	Arena Concert Audio Reinforcement	\$ —	\$ —	\$ —	\$ 200,000	\$ —	\$ 200,000	42
	Arena Air Wall Replacement	\$ —	\$ —	\$ —	\$ —	\$ 255,000	\$ 255,000	43
	Arena Concert Sound Equipment	\$ —	\$ —	\$ —	\$ —	\$ 255,000	\$ 255,000	44
	Arena Roof	\$ —	\$ —	\$ —	\$ —	\$ 395,000	\$ 395,000	45
	Arena Stage Deck Replacement	\$ —	\$ —	\$ 255,000	\$ —	\$ —	\$ 255,000	46
	Five Flags Building Improvements	\$ —	\$ —	\$ —	\$ —	\$ 6,000,000	\$ 6,000,000	47
	<b>Total - Civic Center</b>	\$ 12,000	\$ 50,000	\$ 280,000	\$ 200,000	\$ 7,535,000	\$ 8,077,000	

This page intentionally left blank.