

Health Services

This page intentionally left blank.

HEALTH SERVICES DEPARTMENT

Budget Highlights	FY 2018 Actual	FY 2019 Budget	FY 2020 Requested	% Change From FY 2019 Budget
Employee Expense	457,389	475,793	508,010	6.8 %
Supplies and Services	297,728	303,494	336,362	10.8 %
Machinery and Equipment	873	2,935	1,875	(36.1)%
Total	755,990	782,222	846,247	8.2 %
Operating Revenue	314,237	312,656	356,914	14.2 %
State Grant	5,759	10,500	12,099	15.2 %
Total	319,996	323,156	369,013	14.2 %
Property Tax Support	435,994	459,066	477,234	18,168
Percent Increase (Decrease)				4.0 %
Personnel - Authorized FTE	5.58	5.58	5.86	

Improvement Package Summary

1 of 5

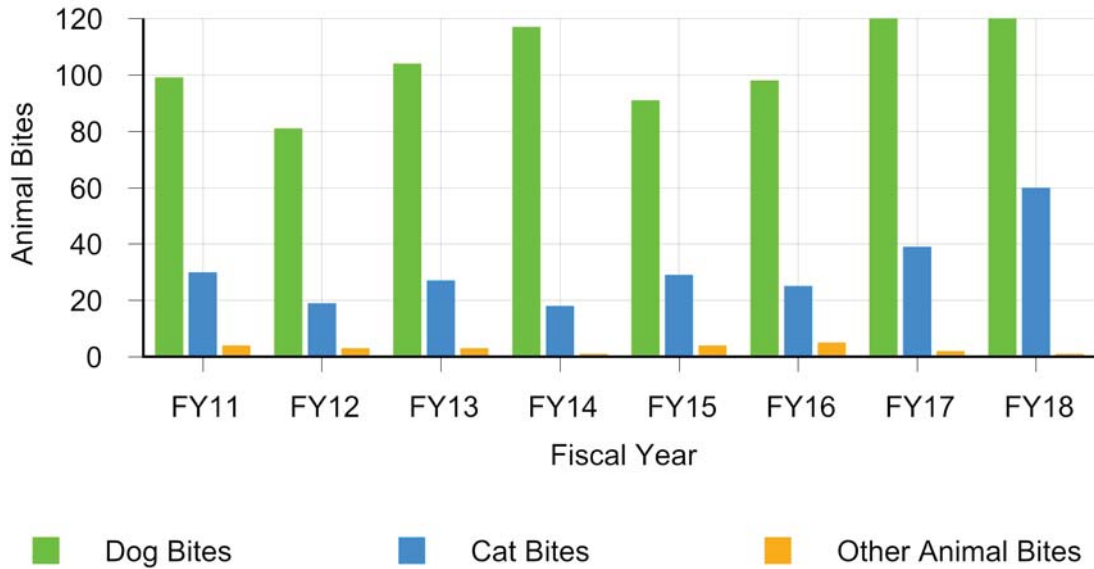
This improvement package would increase one part-time Animal Control Officer to full-time (+0.28 FTE or 582 hours annually), increasing Animal Control staffing by 11 hours, providing additional coverage and more timely follow-ups on animal control incidents and complaints. The added coverage could reduce the amount of calls Police respond to, increase the number of impounded animals and their subsequent revenue, and provide more prompt and efficient service to citizens. This increase in staffing would also provide more coverage for when Animal Control staff is in training, City business, or for personal time. Currently, when one of the Animal Control Officers requires time off, coverage hours are decreased, since neither part-time Animal Control Officer can go above 29 hours per week or 1,508 hours per year. Annexations have also added travel time and coverage ability for Animal Control. In addition, now that pets are allowed on trails and in some parks, Animal Control can address enforcement for pets in these areas in conjunction with park patrol.

When Animal control is not on-duty (i.e., evenings, nights, weekends, holidays, training, etc.), Police cover animal emergencies and complaints. This amounts to significant time and expenditure for the Police Department, who are not as thoroughly trained in animal control.

Police Animal Calls		
FY13: 717	FY15: 569	FY17: 525
FY14: 854	FY16: 647	FY18: 539

Current staffing levels do not allow any time for community outreach and education on animal control and responsible pet ownership issues. Increasing the Animal Control officers' hours would allow them to meet with and provide education to neighborhood associations, civic organizations, schools, animal organizations, etc.

Animal Bites



Note: Average number of bites each calendar year from 2006 - 2016 is 131. The average number of bites for 2017 and 2018 is 178, a 36% increase.

In addition, the amount of dogs and cats licensed in the city has steadily increased since FY95. This does not account for unlicensed pets, which the American Veterinarian Medical Association estimates 32% of the households owning 1.69 dogs and 27.3% owning 2.19 cats. For the City of Dubuque's 22,560 households, this translates to 12,200 dogs and 13,488 cats. Recent and proposed annexations have also added travel time and coverage ability.

Fiscal Year	Animal Licenses Sold	Fiscal Year	Animal Licenses Sold
FY95	7,050	FY07	7,990
FY96	6,900	FY08	8,675
FY97	7,110	FY09	8,370
FY98	7,333	FY10	8,190
FY99	7,147	FY11	9,055
FY00	7,294	FY12	9,341
FY01	7,792	FY13	9,437
FY02	8,005	FY14	9,486
FY03	7,574	FY15	9,897
FY04	8,036	FY16	10,091
FY05	6,293	FY17	10,086
FY06	7,683	FY18	10,309

This improvement package would support City Council Goal 2: "Vibrant Community: Healthy and Safe" by encouraging a sense of safety in the community through increased enforcement as well as ensuring residents feel they are part of a collaborative solution through increased outreach and pet-ownership training efforts.

This improvement package also includes an increase in fuel (+\$293) and vehicle maintenance (+\$165). In addition, it is expected that animal impoundments fees would increase (+\$1,500), court fines (+\$2,500) and cat licenses (+\$1,000) and dog licenses (+\$1,500) due to enforcement and outreach.

Related Cost:	\$ 32,641	Tax Funds	Recurring	Recommend - Yes
Related Revenue:	\$ 6,500	Animal Fees/Fines	Recurring	
Net Cost:	<u>\$ 26,141</u>			
Property Tax Impact:	\$ 0.0103	0.10%		
Activity:	Animal Control			

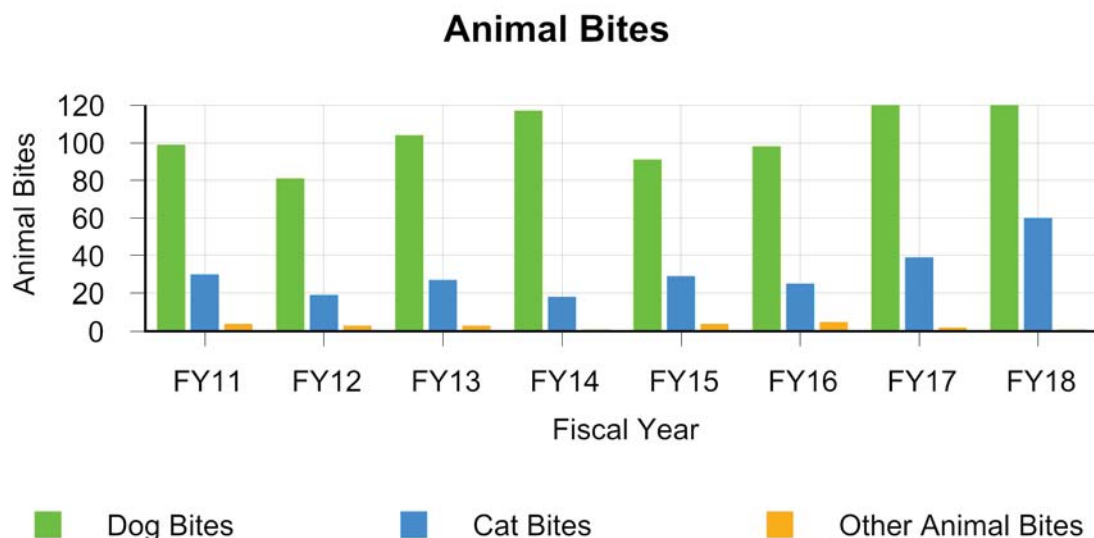
2 of 5

This improvement package would increase the second part-time Animal Control Officer to full-time (+0.28 FTE or 582 hours annually), increasing Animal Control staffing by 11 hours, providing additional coverage and more timely follow-ups on animal control incidents and complaints. The added coverage could reduce the amount of calls Police respond to, increase the number of impounded animals and their subsequent revenue, and provide more prompt and efficient service to citizens. This increase in staffing would also provide more coverage for when Animal Control staff is in training, City business, or for personal time. Currently, when one of the Animal Control Officers requires time off, coverage hours are decreased, since neither part-time Animal Control Officer can go above 29 hours per week or 1,508 hours per year. Annexations have also added travel time and coverage ability for Animal Control. In addition, now that pets are allowed on trails and in some parks, Animal Control can address enforcement for pets in these areas in conjunction with park patrol.

When Animal control is not on-duty (i.e., evenings, nights, weekends, holidays, training, etc.), Police cover animal emergencies and complaints. This amounts to significant time and expenditure for the Police Department, who are not as thoroughly trained in animal control.

Police Animal Calls		
FY13: 717	FY15: 569	FY17: 525
FY14: 854	FY16: 647	FY18: 539

Current staffing levels do not allow any time for community outreach and education on animal control and responsible pet ownership issues. Increasing the Animal Control officers' hours would allow them to meet with and provide education to neighborhood associations, civic organizations, schools and animal organizations.



Note: Average number of bites each calendar year from 2006 - 2016 is 131. The average number of bites for 2017 and 2018 is 178, a 36% increase.

In addition, the amount of dogs and cats licensed in the city has steadily increased since FY95. This does not account for unlicensed pets, which the American Veterinarian Medical Association estimates 32% of the households owning 1.69 dogs and 27.3% owning 2.19 cats. For the City of Dubuque's 22,560 households, this translates to 12,200 dogs and 13,488 cats. Recent and proposed annexations have also added travel time and coverage ability.

Fiscal Year	Animal Licenses Sold	Fiscal Year	Animal Licenses Sold
FY95	7,050	FY07	7,990
FY96	6,900	FY08	8,675
FY97	7,110	FY09	8,370
FY98	7,333	FY10	8,190
FY99	7,147	FY11	9,055
FY00	7,294	FY12	9,341
FY01	7,792	FY13	9,437
FY02	8,005	FY14	9,486
FY03	7,574	FY15	9,897
FY04	8,036	FY16	10,091
FY05	6,293	FY17	10,086
FY06	7,683	FY18	10,309

This improvement package would support City Council Goal 2: "Vibrant Community: Healthy and Safe" by encouraging a sense of safety in the community through increased enforcement as well as ensuring residents feel they are part of a collaborative solution through increased outreach and pet-ownership training efforts.

This improvement package also includes an increase in fuel (+\$293) and vehicle maintenance (+\$165). In addition, it is expected that animal impoundments fees would increase (+\$1,500), court fines (+\$2,500) and cat licenses (+\$1,000) and dog licenses (+\$1,500) due to enforcement and outreach.

Related Cost:	\$ 32,641	Tax Funds	Recurring	Recommend - No
Related Revenue:	\$ 6,500	Animal Fees/Fines	Recurring	
Net Cost:	<u>\$ 26,141</u>			
Property Tax Impact:	<u>\$ 0.0103</u>	0.10%		
Activity:	Animal Control			

3 of 5

This improvement package request is for both Health Department sanitarians to attend the National Environmental Health Association Annual Education Conference in Nashville, TN. Conference dates are July 9-12, 2019. The sanitarians will gain tools, resources, networking opportunities, and knowledge of recent trends and research in the environmental field. This will better equip the sanitarians in their daily operations with the City. The main objectives of this training are to learn about the latest interpretations and requirements for mandated retail food safety standards and learn about the latest research and studies about food safety interventions which can be implemented in the City of Dubuque Health Department.

This training and education for the sanitarians will result in better and more effective service for the citizens of Dubuque to address environmental health issues. Approval of this request contributes to multiple City

Council goals and priorities by: (1) creating more livable communities with sharper skills and new tools for code enforcement; (2) improving efficiency in daily operations through the development of creative workflows to contribute to a high-performance organization; and (3) developing a more vibrant community by implementing successful operation strategies discovered through networking opportunities with other organizations from around the nation.

Related Cost: \$ 4,525 Tax Funds Non-Recurring **Recommend - Yes**
 Property Tax Impact: \$ 0.0018 0.02%
 Activity: Health Inspection

4 of 5

This improvement package request is for new dictation equipment for the Health Department Secretary. The current equipment is outdated and cannot be used with current computer software. Dictation equipment allows Health Department staff to make more productive use of time by reducing time spent hand-writing or typing their own correspondence and reports. This request would improve staff health and wellness, attitude, alertness, and ultimately overall service delivery to customers. This request reflects the stated outcomes in City Council Goal 2: "Vibrant Community: Healthy and Safe" by encouraging overall health among City employees which is sought to be promoted among citizens of the community as well.

Related Cost: \$ 400 Tax Funds Non-Recurring **Recommend - Yes**
 Property Tax Impact: \$ 0.0002 —%
 Activity: Animal Control

5 of 5

This improvement package would provide funds for a stand-up, adjustable-height desk unit for the Public Health Specialist's workstation. This improvement package addresses the City Council's goal to maintain a financially responsible, high-performance City organization through providing a ergonomically optimal workspace to promote sustainable, equitable, and effective service delivery for the community. A stand-up, adjustable-height desk will enable the Public Health Specialist to stand while working at the computer. This is especially important for employees who spend a majority of their time in a vehicle traveling on City business and/or sitting at their desk.

Related Cost: \$ 425 Tax Funds Non-Recurring **Recommend - Yes**
 Property Tax Impact: \$ 0.0002 —%
 Activity: Community Health

Significant Line Items

Employee Expense

1. FY 2020 employee expense reflects a 1.5% wage package increase.
2. The Iowa Public Employee Retirement System (IPERS) City contribution of 9.44% is unchanged from FY 2019 The employee contribution of 6.29% is unchanged from FY 2019.
3. The City portion of health insurance expense decreased from \$1,193 in FY 2019 to \$921 in FY 2020 per month per contract which results in annual savings of \$1,108 or 22.77%.
4. Sick leave payout decreased from \$4,097 in FY 2019 to \$3,291 in FY 2020.
5. Overtime expense is unchanged from \$1,500 in FY 2019 to \$1,500 in FY 2020. FY 2018 actual was \$1,470.

Supplies & Services

6. Court Costs and Record Fees decreased from \$23,595 in FY 2019 to \$18,653 in FY 2020 based on FY 2018 actual \$18,653. Beginning January 1, 2016, the court requires the \$85 filing fee for municipal infractions to be paid up front by the City. The Court then enters judgment, and if a defendant is found guilty, the defendant will pay a fine plus \$85 in court costs and the Court will distribute the fine portion and reimburse the City for the filing fee that was paid up front by the City. If a defendant is found not guilty, the City will pay for the court costs using the \$85 filing fee paid upfront instead of deducting the \$85 from the City's judgments, which was the process done by the Court previous to January 1, 2016. Departments that file municipal infractions must budget the upfront filing fee and a portion of the amount is reimbursed to the department going forward. The offsetting revenue is budgeted in Iowa District Court Fines and is \$20,849 in FY 2020 . Due to time delay of reimbursements, the revenue received is less than the expense.
7. Payments to Other Agencies increased from \$158,691 in FY 2019 to \$188,691 in FY 2020. The FY 2020 Humane Society contracted budget is \$132,891. Most of these contracted services for animal control are expenses that the City would have within its organization regardless of who provides the services. In addition, there is \$25,000 budgeted for the Crescent Community Health Center for rent of the wellness center at the renovated Engine House and \$25,000 budgeted for Crescent Community Health Center operating expenses. There is also \$5,800 budgeted for the Visiting Nurse Association to provide medical case management of lead poisoned children, which is funded by the Iowa Department of Public Health grant.
8. Bill Collection Services unchanged from \$46,238 in FY 2019 to \$46,238 in FY 2020 based on FY 2018 actual \$46,941. This line item represents the amount paid to PetData Services for pet licensing.
9. Education and Training increased from \$8,703 in FY 2019 to \$9,889 in FY 2020. This line item represents public health and nursing continuing education (\$350); National Animal Care & Control Training for Animal Control Officers (\$4,600); Iowa Department of Inspections and Appeals Training for Sanitarians (\$2,939); and Childhood Lead Poisoning Prevention Training and Lead and Healthy Homes Training (\$2,000).

Machinery & Equipment

10. Equipment replacement items include (\$1,875):

<u>Animal Control</u>		
(2) Smart Phones		700
<u>Inspections</u>		
(1) Smart Phone	\$	350
Recommended Improvement Packages		825
Total		\$ <u><u>1,875</u></u>

Revenue

11. Dog and cat license revenue increased from \$161,023 in FY 2019 to \$168,373 in FY 2020 based on FY 2018 actual of \$165,873.
12. Business license revenue increased from \$97,000 in FY 2019 to \$139,950 in FY 2020 due to the fee increase approved by the State of Iowa on January 1, 2019. FY 2018 actual was \$107,579.

13. Iowa District Court Fines decreased from \$28,192 in FY 2019 to \$20,849 in FY 2020. FY 2018 actual was \$17,814. This revenue represents the reimbursement of the cost of Court Costs and Record Fees for municipal infractions fee paid up front by the City and then reimbursed to the City by the Court. Due to time delay of reimbursements, the revenue received is less than the expense. A majority of the municipal infractions filed by Health Services are for failure to license a pet.

Miscellaneous

14. The Animal Control activity is 56.0% self-supporting in FY 2020 versus 61.4% self-supporting in FY 2019.

15. The Inspection of Food Establishments activity is 70.5% self-supporting in FY 2020 versus 52.6% self-supporting in FY 2019.

This page intentionally left blank.

PUBLIC HEALTH

Public Health provides an effective service to protect, maintain and promote the physical and environmental health and well-being of the citizens of the community.



SUCCESS IS ABOUT PLANNING, PARTNERSHIPS AND PEOPLE LEADING TO OUTCOMES

People

The Health Services Department strives to respond to conditions that affect the overall health of the community in a timely manner.



Planning

- The Dubuque County Community Health Needs Assessment and Health Improvement plan is a community-wide effort to assess the community's health needs and decide how to meet them.
- The Dubuque County Health Care Preparedness Coalition is a multi-disciplinary partnership that assesses jurisdictional risk and responds cohesively to public health incidents and emergencies.



Green & Healthy Homes Initiative



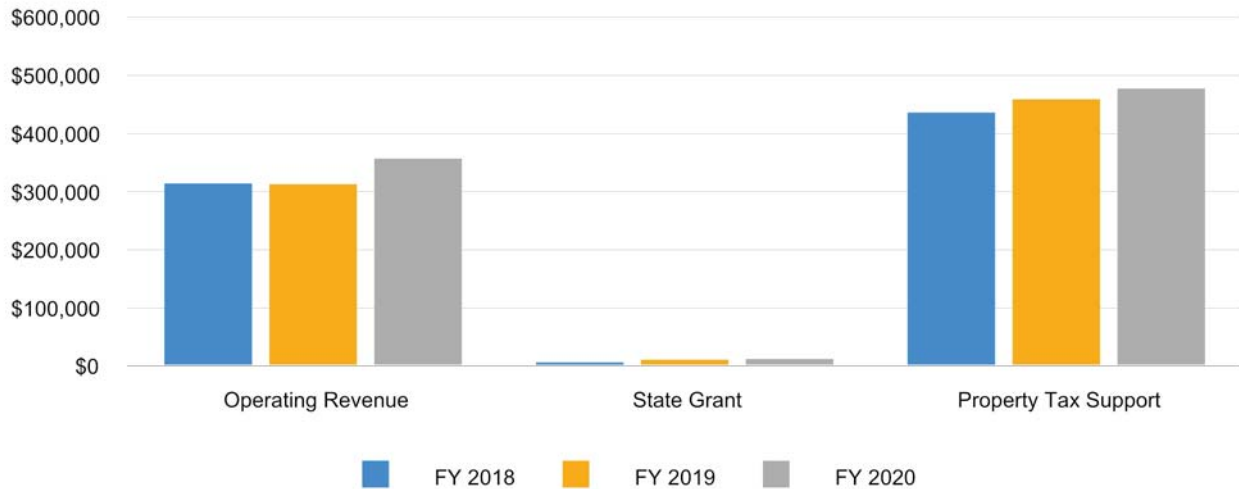
Partnerships

Partnerships allow public health to perform its activities in an effective, efficient, and inclusive manner. Some partners include the Crescent Community Health Center, Iowa Department of Public Health, Dubuque Community Schools, Dubuque Visiting Nurses Association, Dubuque County Health Department, Mercy Medical Center, Unity Point Health/Finley Hospital, and many others.

PUBLIC HEALTH

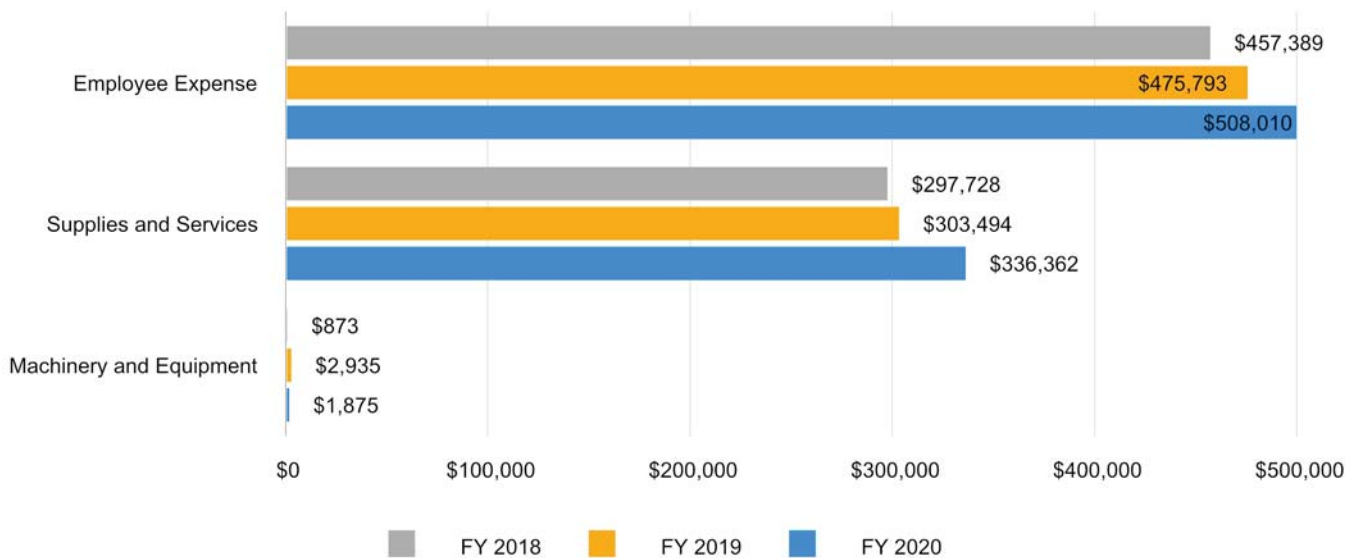
	FY 2018	FY 2019	FY 2020
Full-Time Equivalent	5.58	5.58	5.86

Resources and Property Tax Support



The Health Department is supported by 5.86 full-time equivalent employees, which accounts for 60.03% of the department expense as seen below. Overall, the departments' expenses are expected to increase by 8.19% in FY 2020 compared to FY 2019.

Expenditures by Category by Fiscal Year



PUBLIC HEALTH

Administration/Community Health

Overview

Community Health provides assessment, assurance, and policy development to address public health problems and issues in the community. The Health Services Department works with the Dubuque County Board of Health to carry out public health core functions and essential services necessary for an effective public health system.

Evaluate/Review/Update Ordinances enforced by Health Department:
Animal
Noise
Nuisance
Sewer Connection
Refuse Storage
Food

Administration plans, budgets, coordinates and supervises the various activities of the Health Services Department and participates in public health assessment, assurance, and policy development for the community, often working with partner organizations. The prime responsibility is to plan programs and develop policies based on the community health needs assessment, city council priorities, emerging health issues and emergencies as required, and respond to health related complaints and requests in a professional manner.

Health Administration/Community Health Funding Summary			
	FY 2018 Actual	FY 2019 Budget	FY 2020 Requested
Expenditures	\$252,039	\$244,079	\$269,468
Resources	\$6,482	\$12,207	\$13,565

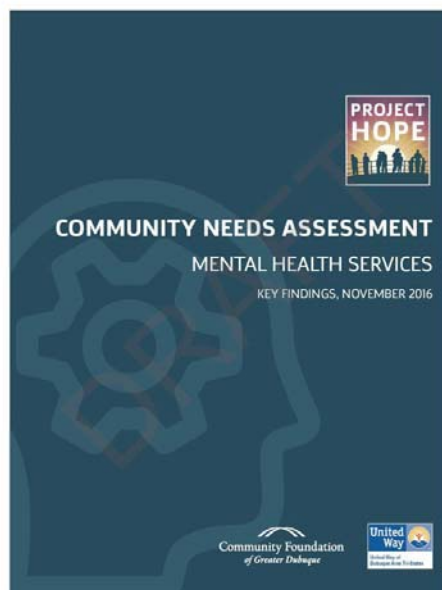
Health Administration/Community Health Position Summary	
	FY 2020
Public Health Specialist	1.00
Public Health Intern	0.14
Secretary	1.00
Total Full-Time Equivalent Employees	2.14

Highlights of the Past Year

- Community Health Needs Assessment and Health Improvement Plan (CHNA-HIP) completion (2019-2021 version)
- Updated Noise Ordinance
- City Employee Wellness Committee -provide guidance, support
- Attended HUD/National Environmental Health Association (NEHA) Lead and Healthy Homes Conference
- Development agreement between Crescent Community Health Center and Metx for a new clinic
-

PUBLIC HEALTH

- Bee Branch Healthy Homes Program- assisted with developing evaluation method and tools and providing oversight for Home Advocates
- Opioid advocacy policy development for city council and Dubuque Opioid Response Team
- Brain Health Community Task Force member
- Integrated Pest Management Plan (IPM) development- working group member
- Controlled Livestock Grazing ordinance and policy staff work group for successful implementation
- Revised nuisance and weed ordinance enforcement policies



PUBLIC HEALTH

Future Initiatives

- Further develop SOCRATA dashboard for Public Health data and outcomes
- Community education on lead service line replacement for water
- Brain Health-continue working with community based Brain Health Task Force to improve the mental/brain health care system and improved access to care in Dubuque County
- Healthy Hometown community health initiative in conjunction with Dubuque County Wellness Coalition
- Implementation of revised nuisance enforcement policy
- Pet Friendly Community Policy development - staff committee
- Build out of new Crescent Community Health Center
- Opioid Task Force community education and advocacy
- Community Health Needs Assessment and Health Improvement Plan (CHNA HIP) tracking and Implementation
- Dubuque Regional Humane Society - new agreement

Performance Measures

Community Health- Activity Statement

Maintain and enhance factors that contribute to the public health and welfare of the citizens of Dubuque.



Goal: Financially Responsible, High Performance Organization



Outcome #1: Provide, maintain, and educate on measures to prevent and control the spread of infections, communicable and environmental diseases and threats.


- Prepare for, respond to, and recover from public health emergencies and problems.
- Work cooperatively with community health partners to prevent and control the spread of infections, communicable and environmental diseases and conditions.
- Build and maintain collaborative relationships with community partners that support public health assessment, planning and program implementation.
 - Seasonal health and emerging communicable disease information communicated to the public via website, social media, TV and newspaper
 - Participated in the Integrated Pest Management Program (IPM) Task Force which included drafting an IPM plan for the City.
 - Coordinate Dubuque County Health Care Preparedness Coalition and participate in exercises



Participates in and plans emergency preparedness training and drills to ensure that in the event of a public health emergency all participating partners are familiar with their agencies' role and implementation of the public health preparedness plan is tested.

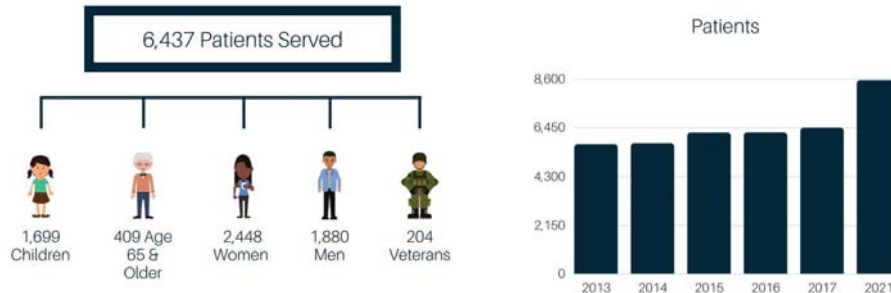
PUBLIC HEALTH

- Participate in the Dubuque County Health Care, Executive Committee Member
- Planned and executed City Management Team Emergency Operations Center (EOC) exercise. Exercise



PUBLIC HEALTH

Outcome #2: Assure accessibility and quality of primary care and population-based health services

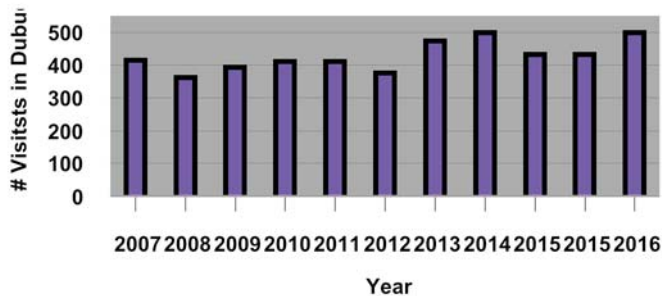


Crescent Community Health Center secured lease with Metx, LLC to move clinic into new space at 1690 Elm Street, allowing for clinic expansion.

- 6,437 patients served in 2017
- 1,699 were children
- 50% have incomes at or below 100% of the federal poverty level
- 19% had no insurance
- Dental Visits: 10,780 (up from 9,723 in FY15)
- Medical Visits: 7,984

Outcome #3: Reduce the incidence of environmental health hazards in residential living environments

Hospital Emergency Department Asthma Visits



Did You Know?
The Public Health Specialist and Healthy Homes staff are providing local health and social agencies and providers with Healthy Homes program information and education.

- Partner with the Bee Branch Healthy Homes Program for implementation of the HUD Natural Disaster Resiliency grant, incorporating Lead and Healthy Homes Programs.

PUBLIC HEALTH

Outcome #4: Mobilize community partnerships to identify and investigate public health problems and emerging issues

- Bi-hospital infection control committee member
- Dubuque County Wellness Coalition, Co-Chair
- Air Quality Task Force
- GHHI Resource Group
- University of Iowa College of Public Health Board of Advisors, Chair
- Dubuque County Health Care Preparedness Coalition
- Dubuque Opioid Response Team

**IT'S BRAIN HEALTH
NOT MENTAL ILLNESS** END THE STIGMA NOW.
brainhealthiowa.org



Health Services Department maintains agreements:

IDIA- Food Inspections

IDPH- Swimming pool, tanning, tattoo inspections

IDPH/Dubuque County Board of Health- Childhood Lead Poisoning Prevention Program, Annual

Dubuque Regional Humane Society- Annual

Dubuque VNA- Childhood Lead Poisoning and Healthy Homes Services

Crescent Community Health Center - Health Care Access

Did you know? The Dubuque County Health Preparedness Coalition meets regularly to assess and plan for public health emergencies. Recent accomplishments include: completion of IDPH Preparedness capabilities, review and update of the Preparedness Plan.

Environmental Health

Overview

Environmental Health promotes a safe and healthy environment by assuring sanitary conditions and practices in accordance with municipal public health and environmental ordinances, codes and regulations.

The Environmental Health Activity:

- Responds to resident garbage, and nuisance complaints
- Inspects public swimming pools and spas
- Provides information on indoor air quality and other environmental issues
- Inspects tanning and tattoo facilities
- Assures food safety through inspection and licensing of food and food service establishments, temporary food stands and mobile food units.

PUBLIC HEALTH

Food Inspection/Environmental Health Funding Summary			
	FY 2018 Actual	FY 2019 Budget	FY 2020 Requested
Expenditures	\$216,213	\$220,732	\$224,391
Resources	\$122,682	\$116,070	\$158,116

Food Inspection/Environmental Health Position Summary	
	FY 2020
Environmental Sanitarian	2.00
Total Full-Time Equivalent Employees	2.00

Highlights of the Past Year

- FDA modified the National Voluntary Retail Food Protection Standards. All Standards were reviewed, updated, and completed.
- Renewed contract with Iowa Department of Inspections and Appeals (DIA).
- Nuisance and weed ordinance enforcement policies and procedures revised.
- Fully digital on food and swimming pool inspections.

Future Initiatives

- Re-evaluate FDA Standard 6 to meet compliance.
- Meet requirements of FDA Standard 9, a new addition to contract with DIA.
- Go fully digital on tattoo and tanning inspections
- Implementation of new nuisance enforcement policy.
- Continue data collection of bedbug incidence and conduct enforcement for hotels along with targeted education and enforcement.



PUBLIC HEALTH

Performance Measures

Environmental Health - Activity Statement

Promote a safe and healthy environment by assuring sanitary conditions and practices in accordance with municipal public health and environmental ordinances, codes and regulations.



Goal: Environmental Integrity

Outcome #1: Assure safe and sanitary non-residential swimming pools and spas, tattoo and tanning facilities by providing a minimum of one inspection per year within Dubuque County under a contractual agreement with the Dubuque County Board of Health and the Iowa Department of Public Health (IDPH).

- Enforce environmental health rules and regulations.
All facilities inspected a minimum of once per year per IDPH contract:
 - Pools/Spas: 45
 - Tanning facilities: 12
 - Tattoo parlors: 23
 - Tanning operator certification exams administered: 2
 - Pool/Spas closed for “Unsanitary Conditions”: 1
 - 100% of tanning operators maintaining/meeting training requirements



Did You Know?

Public swimming pools and spas are inspected for both water quality and safety measures annually.

Outcome #2: All school lunch programs, licensed food service establishments, mobile unit/pushcarts, temporary food service establishment, retail food establishments, Hotels, motels and bed & breakfast inns are inspected and licensed through a contract with Iowa Department of Inspections & Appeals.

Ongoing, regular and follow-up inspections of food establishments protect the public from food borne illness and outbreaks.



- Food Inspections Conducted: 703
- Outstanding past due inspections: 141
- Complaint Inspections: 37
- Temporary food stand licenses issued: 172
- New establishment/change of ownership licenses issued: 36

PUBLIC HEALTH

A total of 403 food establishments are inspected on a risk-based system. Of these, 257 are inspected annually.

- Number of active Certified Food Protection Managers: 317
- Hotel Complaints: 16

Working with the Building Services Department, the Environmental Sanitarian requires all food facilities to meet Food Code requirements prior to issuance of alcohol and food licenses.

Did You Know?

In order to obtain a new food establishment or food service establishment license, a plan review packet must be submitted and approved.

- Facility must pass inspection
- Policies and procedures along with trained staff must be in place

Outcome #3: Alleviate overgrown weeds, improper garbage/refuse storage and disposal and other public nuisances through code enforcement

- Nuisance & Grass/Weed citations issued: 5
- Nuisance & Grass/Weed violations corrected by hired contractor: 40
- Nuisance & Grass/Weed complaints: 321



Outcome #4: Provide information, education, and assistance on environmental health risks and Healthy Homes principles.

The Health Services Department provides current information on new and recurring environmental health issues such as radon, bed bugs, mold, rodents, vermin, etc.

Did you know?

Environmental health staff maintains the most current information available on the Health Services Department website. Bedbug information is the most frequent request for environmental health topics.



PUBLIC HEALTH

Animal Control

Overview

Animal Control enforces the City Animal Ordinance which provides for licensing of all cats and dogs, the prohibition of dogs and cats running at-large within the city, inoculation of all dogs and cats against rabies, investigation of animal bites and assurance of proper rabies confinement, prohibition of harboring a vicious or potentially vicious animal or dangerous animal and prohibition of animals causing serious disturbance or nuisance.

Animal Control Funding Summary			
	FY 2018 Actual	FY 2019 Budget	FY 2020 Requested
Expenditures	\$287,513	\$317,411	\$352,388
Resources	\$190,832	\$194,879	\$197,332

Animal Control Position Summary	
	FY 2020
Animal Control Officer	0.72
ANIMAL CONTROL OFFICER	1.00
Total Full-Time Equivalent Employees	0.72

Highlights of the Past Year

- Animal Control Officers were trained in chemical immobilization
- Added PetData and Animal Control phone number to pet license tags in 2018
- Updated Animal Control brochure

Future Initiatives

- Continue Animal Control Officer education and training
- Police Officers involved in animal abuse and neglect training
- Utilize body cameras
- Evaluate wild cat trapping procedure and policy



PUBLIC HEALTH

Performance Measures

Animal Control - Activity Statement

Protect the public health by abating and investigating animal nuisances, preventing the spread of rabies and providing information regarding animals to citizens.

Outcome #1: To respond to and abate the problems and nuisances of dogs and cats within the city limits by impounding stray dogs and cats, investigating complaints regarding barking dogs and animals roaming at large and other animal nuisances, and live-trapping dogs and cats.

Enforcement of the Animal Control Ordinance promotes responsible pet ownership and provides city residents with guidance for living with and among pets.

- Animal Control officers responded to 942 complaints
- Police Department responded to 539 complaints during times Animal Control Officers are not on duty
- 44 citations were issued for violations of the Animal Control ordinance.

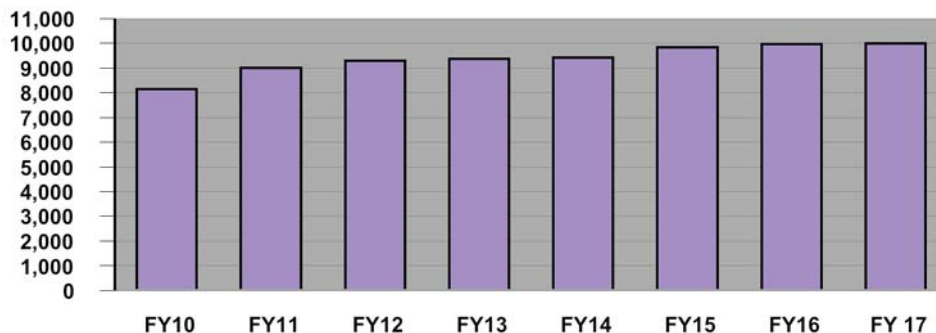


Outcome #2: To control the spread of rabies among animals and between animals and humans

By assuring accurate and rapid investigation of animal bite incidents, assuring the rabies observation of animal bite incidents, assuring the rabies observation of biting dogs and cats by a licensed veterinarian, apprehending and ordering the laboratory diagnosis of biting, wild and non-domesticated animals for rabies, enforcing the rabies immunization and licensing of all dogs and cats within the city.

- 10,309 Pet Licenses Sold
- 1,446 Citations for Failure to License Pet

City of Dubuque Pet Licences

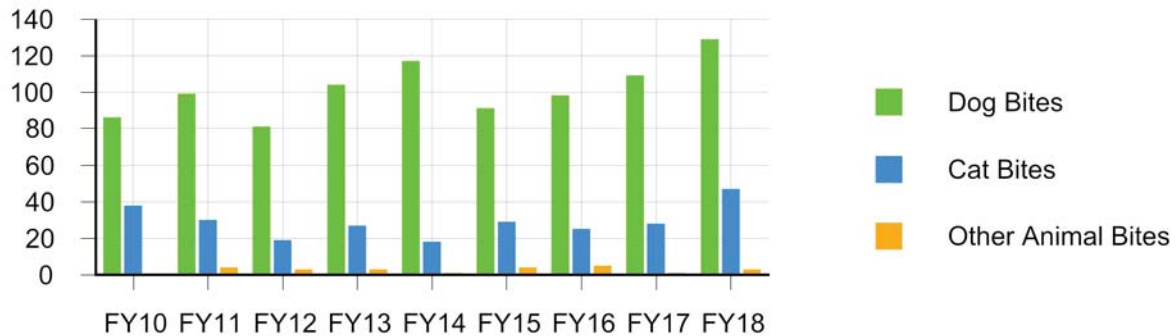


PUBLIC HEALTH

Outcome #3: Assess and evaluate animal bites, injuries and attacks for determining potentially vicious and vicious animal declarations.

The City Animal Control Ordinance addresses several aspects of responsible pet ownership such as rabies vaccination, license, leash laws, running at large, vicious and nuisance issues.

Animal Bites



- 179 animal bites in FY18, a 64% increase from FY17
- 3 Vicious/Potentially Vicious Declarations

Did You Know?

- Per the Iowa Department of Public Health, there were 10 cases of animal rabies reported in Iowa in 2017-most commonly found in bats, skunks and cats.
- In the United States, over 36% of households own at least one dog.
- Among adults, men are more likely than women to be bitten by a dog.

Outcome #4: To respond to the problems and nuisances of wild animals within the city by: providing citizens with possible abatement methods and consultants and suggesting ways to discourage animals from habitation; and attempting to capture of wild animals suspecting potential rabies exposure.

Wild animal trappers must be certified by the IDNR. A list of certified trappers is maintained by the Health Services Department. Currently 4 certified animal trappers do business in the city of Dubuque.



Did you know?

In the state of Iowa, rabies was diagnosed in 2 cats in 2017.

Recommended Operating Revenue Budget - Department Total
17 - HEALTH SERVICES

Fund	Account	Account Title	FY17 Actual Revenue	FY18 Actual Revenue	FY19 Adopted Budget	FY20 Recomm'd Budget
100	42,105	BUSINESS LICENSES	96,949	107,579	97,000	139,950
100	42,120	DOG LICENSES	117,023	119,613	117,023	121,113
100	42,125	CAT LICENSES	43,477	46,260	44,000	47,260
100	42,169	TANNING TATTOO LICENSES	3,276	2,640	4,221	3,070
100	42,235	REFUSE HAULING PERMITS	650	725	650	725
100	42,325	SWIMMING POOL INSP. FEES	8,087	7,436	8,500	9,533
100	42,330	ANIMAL IMPOUNDMENT FEES	6,540	7,350	6,600	8,850
42	LICENSES AND PERMITS	- Total	276,002	291,603	277,994	330,501
100	45,701	STATE GRANTS	8,354	5,759	5,807	11,599
100	45,771	FED PASS THRU STATE GRANT	4,693	0	4,693	500
45	STATE GRANTS	- Total	13,047	5,759	10,500	12,099
100	51,987	WEED CUTTING CHARGES	4,132	3,695	4,017	3,695
51	CHARGES FOR SERVICES	- Total	4,132	3,695	4,017	3,695
100	53102	PRIVATE PARTICIPANT	3,163	0	0	0
100	53,403	IA DISTRICT COURT FINES	28,202	17,814	28,192	20,849
100	53,605	MISCELLANEOUS REVENUE	100	0	100	300
100	53,610	INSURANCE CLAIMS	382	0	382	0
100	53,620	REIMBURSEMENTS-GENERAL	4,183	668	1,971	669
100	53,625	REIMBURSEMENTS-TRAINING	0	457	0	900
53	MISCELLANEOUS	- Total	36,029	18,940	30,645	22,718
HEALTH SERVICES - Total			329,210	319,996	323,156	369,013

Recommended Operating Expenditure Budget - Department Total
17 - HEALTH SERVICES

Fund	Account	Account Title	FY17 Actual Expense	FY18 Actual Expense	FY19 Adopted Budget	FY 20 Recomm'd Budget
100	61010	FULL-TIME EMPLOYEES	245,428	264,469	272,938	342,082
100	61020	PART-TIME EMPLOYEES	73,039	65,938	75,970	36,910
100	61030	SEASONAL EMPLOYEES	4,037	2,569	3,334	3,410
100	61050	OVERTIME PAY	1,189	1,470	1,500	1,500
100	61091	SICK LEAVE PAYOFF	4,599	4,308	4,097	3,291
290	61091	SICK LEAVE PAYOFF	502	211	0	0
100	61310	IPERS	28,890	29,873	33,394	36,241
100	61320	SOCIAL SECURITY	24,059	24,860	27,374	29,620
290	61320	SOCIAL SECURITY	39	15	0	0
100	61410	HEALTH INSURANCE	55,650	55,650	50,086	48,978
100	61415	WORKMENS' COMPENSATION	7,518	7,662	6,772	5,684
100	61416	LIFE INSURANCE	217	239	328	294
100	61660	EMPLOYEE PHYSICALS	128	128	0	0
61 - WAGES AND BENEFITS			445,294	457,389	475,793	508,010
100	62010	OFFICE SUPPLIES	523	1,146	614	1,086
100	62011	UNIFORM PURCHASES	514	640	1,259	1,284
100	62030	POSTAGE AND SHIPPING	7,875	7,882	7,249	8,168
100	62061	DP EQUIP. MAINT CONTRACTS	7,594	7,895	8,054	8,053
100	62063	SAFETY RELATED SUPPLIES	0	(1)	100	100
100	62065	LAB SUPPLIES	0	0	100	50
100	62067	ANIMAL CONTROL SUPPLIES	158	67	500	200
100	62090	PRINTING & BINDING	1,614	2,038	2,524	3,419
100	62110	COPYING/REPRODUCTION	2,282	799	2,282	854
100	62130	LEGAL NOTICES & ADS	698	660	698	660
100	62170	SUBSCRIPTIONS-BOOKS-MAPS	0	159	320	334
100	62190	DUES & MEMBERSHIPS	1,245	790	1,355	1,310
100	62204	REFUNDS	0	100	0	0
100	62206	PROPERTY INSURANCE	141	132	0	0
100	62208	GENERAL LIABILITY INSURAN	3,608	3,210	3,437	3,625
100	62230	COURT COSTS & RECORD FEES	23,595	18,653	23,595	18,653
100	62310	TRAVEL-CONFERENCES	4,685	7,842	7,700	14,369
100	62320	TRAVEL-CITY BUSINESS	1,354	51	319	564
100	62340	MILEAGE/LOCAL TRANSP	167	24	285	300
100	62360	EDUCATION & TRAINING	6,770	6,541	8,703	9,889
100	62421	TELEPHONE	3,686	3,409	2,964	3,421
100	62436	RENTAL OF SPACE	2,304	2,304	2,304	2,304
100	62511	FUEL, MOTOR VEHICLE	2,381	2,142	2,428	3,086
100	62521	MOTOR VEHICLE MAINT.	8,092	846	1,629	3,018
100	62528	MOTOR VEH. MAINT. OUTSOUR	990	0	1,010	1,030
100	62614	EQUIP MAINT CONTRACT	688	750	688	750
100	62663	SOFTWARE LICENSE EXP	154	142	153	150
100	62667	DATA SERVICES	241	311	481	600
100	62668	PROGRAM EQUIP/SUPPLIES	507	509	507	759
100	62671	MISC. OPERATING SUPPLIES	2,740	0	100	100
100	62683	FIELD OPERATIONS SUPPLIES	182	596	182	200
100	62716	CONSULTANT SERVICES	5,120	2,999	5,120	4,172
100	62725	BILL COLLECTION SERVICES	46,238	46,941	46,238	46,238
100	62727	FINANCIAL SERVICE FEES	1,421	630	1,421	630

Recommended Operating Expenditure Budget - Department Total
17 - HEALTH SERVICES

Fund	Account	Account Title	FY17 Actual Expense	FY18 Actual Expense	FY19 Adopted Budget	FY 20 Recomm'd Budget
100	62732	TEMP HELPCONTRACT SERV.	0	0	4,869	2,998
100	62736	CATERING SERVICES	260	0	225	225
100	62761	PAY TO OTHER AGENCY	194,214	172,449	158,691	188,691
100	62780	HAULING SERVICES	1,021	589	1,500	589
100	62781	LAWN CARE SERVICES	3,890	4,483	3,890	4,483
62 - SUPPLIES AND SERVICES			336,951	297,728	303,494	336,362
100	71111	DICTATION EQUIPMENT	0	0	0	400
100	71118	PROJECTOR/CAMERA	0	0	1,100	0
100	71122	PRINTER	0	0	600	0
100	71211	DESKS/CHAIRS	3,734	0	425	425
100	71310	AUTO/JEEP REPLACEMENT	8,250	0	0	0
100	72418	TELEPHONE RELATED	910	873	810	1,050
71 - EQUIPMENT			12,895	873	2,935	1,875
17 - HEALTH SERVICES TOTAL			795,140	755,990	782,222	846,247

Recommended Expenditure Budget Report by Activity & Funding Source

17 - HEALTH SERVICES

HEALTH SERVICES ADMINISTR- 17100

FUNDING SOURCE: CABLE TV

Account	FY18 Actual Expense	FY19 Adopted Budget	FY20 Recomm'd Budget
EQUIPMENT	—	405	825
SUPPLIES AND SERVICES	33,563	14,803	40,297
WAGES AND BENEFITS	131,528	131,126	127,945
HEALTH SERVICES ADMINISTR	165,090	146,334	169,067
ANIMAL CONTROL - 17200			

FUNDING SOURCE: GENERAL

Account	FY18 Actual Expense	FY19 Adopted Budget	FY20 Recomm'd Budget
EQUIPMENT	582	1,525	700
SUPPLIES AND SERVICES	208,165	225,358	225,746
WAGES AND BENEFITS	78,766	90,528	125,942
ANIMAL CONTROL	287,513	317,411	352,388
INSP. - FOOD ESTBLMNTS - 17300			

FUNDING SOURCE: GENERAL

Account	FY18 Actual Expense	FY19 Adopted Budget	FY20 Recomm'd Budget
EQUIPMENT	291	1,005	350
SUPPLIES AND SERVICES	27,920	28,699	33,486
WAGES AND BENEFITS	188,002	191,028	190,555
INSP. - FOOD ESTBLMNTS	216,213	220,732	224,391
COMMUNITY HEALTH SERV. - 17400			

FUNDING SOURCE: GENERAL

Account	FY18 Actual Expense	FY19 Adopted Budget	FY20 Recomm'd Budget
SUPPLIES AND SERVICES	23,451	27,409	27,593
WAGES AND BENEFITS	59,094	63,111	63,568
COMMUNITY HEALTH SERV.	82,546	90,520	91,161
LEAD PAINT PROGRAM - 17500			

FUNDING SOURCE: GENERAL

Account	FY18 Actual Expense	FY19 Adopted Budget	FY20 Recomm'd Budget
SUPPLIES AND SERVICES	4,628	7,225	9,240
LEAD PAINT PROGRAM	4,628	7,225	9,240
HEALTH SERVICES TOTAL \$	755,989.85 \$	782,222.00 \$	846,247.00

CITY OF DUBUQUE, IOWA
DEPARTMENT DETAIL - PERSONNEL COMPLEMENT

17 HEALTH SERVICES DEPARTMENT

FD	JC	WP-GR	JOB CLASS	FY 2018		FY 2019		FY 2020	
				FTE	BUDGET	FTE	BUDGET	FTE	BUDGET
61010 Full Time Employee Expense									
100	7700	GE-37	PUBLIC HEALTH SPECIALIST	1.00	93,274	1.00	94,676	1.00	96,836
100	7500	GE-32	ENVIRONMENTAL SANITARIAN	2.00	137,554	2.00	129,313	2.00	136,293
100	7400	GE-29	ANIMAL CONTROL OFFICER	0.00	0	0.00	0	1.00	59,967
100	7375	GE-27	ENVIRON.SANITARIAN ASST	0.00	0	0.00	0	0.00	0
100	225	GE-25	SECRETARY	1.00	46,718	1.00	48,949	1.00	48,986
TOTAL FULL TIME EMPLOYEES				4.00	277,546	4.00	272,938	5.00	342,082
61020 Part Time Employee Expense									
100	7400	GE-29	ANIMAL CONTROL OFFICER	1.44	77,723	1.44	75,970	0.72	36,910
TOTAL PART TIME EMPLOYEES				1.44	77,723	1.44	75,970	0.72	36,910
61030 Seasonal Employee Expense									
100			PUBLIC HEALTH INTERN	0.14	3,285	0.14	3,334	0.14	3,410
TOTAL SEASONAL EMPLOYEES				0.14	3,285	0.14	3,334	0.14	3,410
TOTAL HEALTH SERVICES				5.58	358,554	5.58	352,242	5.86	382,402

**CITY OF DUBUQUE, IOWA
ACTIVITY PERSONNEL COMPLEMENT SUMMARY**

ACCT	FD	JC	WP-GR	POSITION CLASS	FY 2018		FY 2019		FY 2020		
					FTE	BUDGET	FTE	BUDGET	FTE	BUDGET	
Health Services Administration-General Fund											
10017100	61010	100	225	GE-25	SECRETARY	1.00	\$ 46,718	1.00	\$ 48,949	1.00	\$ 48,986
10017100	61010	100	7700	GE-37	PUBLIC HEALTH SPECIALIST	0.50	\$ 46,637	0.50	\$ 47,338	0.50	\$ 48,418
Total						1.50	\$ 93,355	1.50	\$ 96,287	1.50	\$ 97,404
Community Health Services - FT General Fund											
10017400	61010	100	7700	GE-37	PUBLIC HEALTH SPECIALIST	0.50	\$ 46,637	0.50	\$ 47,338	0.50	\$ 48,418
Total						0.50	\$ 46,637	0.50	\$ 47,338	0.50	\$ 48,418
Community Health Services - Seasonal General Fund											
10017400	61030	100			PUBLIC HEALTH INTERN	0.14	\$ 3,285	0.14	\$ 3,334	0.14	\$ 3,410
Total						0.14	\$ 3,285	0.14	\$ 3,334	0.14	\$ 3,410
Inspection of Food Est./Environmental - FT General Fund											
10017300	61010	100	7500	GE-32	ENVIRONMENTAL SANITARIAN	2.00	\$ 137,554	2.00	\$ 129,313	2.00	\$ 136,293
10017300	61010	100	7375	GE-27	ENVIRON.SANITARIAN ASST	0.00	\$ —	0.00	\$ —	0.00	\$ —
Total						2.00	\$ 137,554	2.00	\$ 129,313	2.00	\$ 136,293
Animal Control-FT General Fund											
10017200	61010	100	7400	GE-29	ANIMAL CONTROL OFFICER	0.00	\$ —	0.00	\$ —	1.00	\$ 59,967
Total						0.00	\$ —	0.00	\$ —	1.00	\$ 59,967
Animal Control-PT General Fund											
10017200	61020	100	7400	GE-29	ANIMAL CONTROL OFFICER	1.44	\$ 77,723	1.44	\$ 75,970	0.72	\$ 36,910
Total						1.44	\$ 77,723	1.44	\$ 75,970	0.72	\$ 36,910
TOTAL HEALTH SERVICES DEPT.						5.58	\$ 358,554	5.58	\$ 352,242	5.86	\$ 382,402