



# How To Ride The Jule

Cómo montar en el Jule


Waawin am iuwe ilo baj eo etan Jule

1



This is a Jule bus stop.  
Este es un paradero del autobús Jule.  
Enin jikin bojrak an Jule baj eo.

2



Arrive at the stop  
5 minutes early.  
Llegue al paradero 5 minutos antes.  
Bojrak 5 miniit moktalok jen awa eo.

3




Stand close to the bus stop and  
wave to be sure the driver sees you.  
Párese cerca del paradero del autobús y salude con  
la mano para asegurarse de que el conductor lo vea.  
Jutak ebaake jikin bojrak eo im kejalal peuum bwe  
ri-etor eo en loe iok.

4




Pay the fare with exact  
change, your Smart Pass,  
or MyJule smartphone app.  
Pague la tarifa con el cambio exacto, con  
Smart Pass o la aplicación para teléfonos  
inteligentes MyJule.  
Kolla woneem jonan eo emoj karoke, Smart  
Pass eo am, ak MyJule Smart phone app eo.

5



Pull the yellow cord when  
the bus approaches your  
stop.  
Tire del cordón amarillo cuando el  
autobús se acerque a su parada.  
Kanoke to ialo eo elane kwoj ebaake  
jikin to eo am.

6



Do not cross the street  
until the bus pulls away.  
No cruce la calle hasta que el autobús  
se aleje.  
Jab etal nan rejet in ial eo nan ne baj  
eo ejkab mootlok.

Questions?

[www.juletransit.org](http://www.juletransit.org)  
563-589-4196

Download the MyJule mobile ticketing  
smartphone app for FREE today!





# PASSENGER POLICIES



All buses have video cameras, so we can see AND hear you.

## Be Respectful. Follow the Rules. Ride Happy.

### 1. Listen to the Driver

The driver is the authority on the bus. You must comply with all instructions given by the bus driver.

### 2. Pay Your Fare

A valid ticket, pass, transfer, student ID or cash payment is required. Drivers do not make change.

### 3. Be Kind

Threatening or intimidating behavior toward riders or drivers will not be tolerated.

### 4. No Smoking

Smoking is not allowed in or near buses, shelters or other transit property.

### 5. Be Safe. Sit Down.

You must remain seated or holding the bar at all times while the bus is in transit. You are not allowed to climb over seats, hang from the bars or touch the emergency exits/windows. Keep your hands and other personal items to yourself and out of the aisles.

### 6. Reduce Your Volume

No yelling, swearing, playing music or bothering other passengers with your loudness.

### 7. No Eating or Drinking

No eating or drinking on the bus. If you want to carry-on food or drinks, they need to be sealed and you can't open them on the bus.

### 8. Banned Items

Explosive devices, knives, firearms, weapons, drugs and drug paraphernalia, alcohol, laser pointers, matches, lighters and any object which jeopardizes the safety of the driver and passengers.

### 9. Lost Items

The Jule is not responsible for lost, stolen or damaged items.

### 10. Service Animals

All animals must be kept in a closed pet carrier while on the bus. Trained service animals are the only exception to this policy.

### 11. Strollers

For their safety, children must be removed from strollers, the stroller must be folded and stowed out of the aisle and the child must be held by a guardian or placed in the bus seat.



Questions?

[www.juletransit.org](http://www.juletransit.org)

563.589.4196