

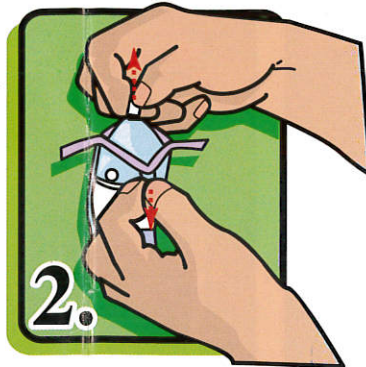
Instructions for Whirl-Pak® THIO-BAGS®

Caution: Do not allow the thio tablet to fall out of the bag.

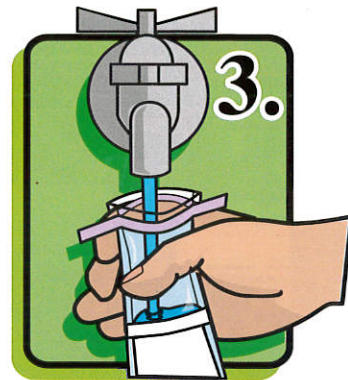
OPENING



Tear off top along perforation.




Pull tabs outward to open bag. Sometimes a pull on the bottom is also helpful.



Fill bag to required fill line. The 4 oz. fill line will ensure that 100 mls are collected.

CLOSING



Pull wire ends to close bag.



Whirl bag three complete revolutions. (Do not roll tapes down.) Leave airspace for mixing in lab.



Turn tape inward on opposite face of fold.