



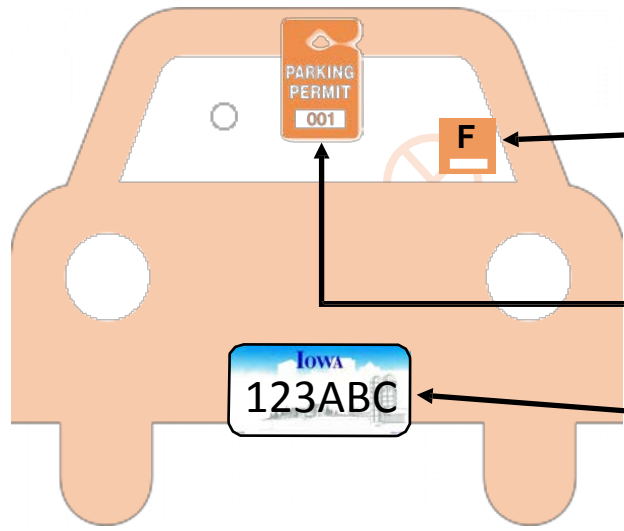
Transportation Services Department
**RESIDENTIAL
 PARKING PERMIT
 DISTRICT F**



Enforcement Hours:
Monday—Friday
7:00 AM—3:00 PM

 **563-589-4266**
 www.cityofdubuque.org/parking

Transportation Services Department
 Intermodal Transportation Center
 950 Elm Street, Dubuque, IA 52001
 Window Hours: Monday—Friday
 7:30 AM—4:30 PM



Permits must be visible to the officer

Resident permits must be displayed on the inside bottom left, driver-side corner of the front windshield.

Visitor permits must be hung on the rearview mirror and may only be used by temporary visitors.

If you get a new license plate, you must contact the parking office to update your information and avoid a citation.

RESIDENTIAL PARKING PERMIT DISTRICT

Residential Parking Permit Districts are established at the request of neighborhood residents when parking is difficult due to high volumes of non-resident vehicles. They are meant to:

- Reduce traffic congestion from non-residents parked curbside in the neighborhood
- Protect residential neighborhoods from excessive pollution, noise and litter caused by non-resident vehicles
- Ensure adequate on-street parking for neighborhood residents
- Promote traffic safety and the safety of children and pedestrians in the neighborhood

Not sure if you live in a permit district?



View a map of residential permit districts online at:
www.cityofdubuque.org/parking

HOW DOES RESIDENTIAL PERMIT PARKING WORK?

How much does a permit cost and how long does it last?

- Residential Parking Permit District permits are issued for one year from September 1st - August 31 and are not pro-rated or refundable.
- Each residence is allowed up to four resident permits for \$15 each. The permit is issued to a specific vehicle whose owner or principal operator is a resident of the address.
- Up to two visitor permits may be purchased for \$10 each.
- The users of the visitor permits must be at the premises of the principal permit holder's residence while the permit is being utilized.

How do I purchase a permit?

1. Pay any outstanding parking tickets. They can be paid online at cityofdubuque.org/parking
2. Prepare your proof of residency documentation (lease, utility bill, ID, or other official document)
3. Renew by one of the following methods BEFORE September 1 annually to avoid ticketing:
 - a. By Mail: Use the form and envelope sent to you in the annual mailing to mail your information and payment. Your permits will be mailed to you.
 - b. In Person: 950 Elm St, Mon-Fri 7:30am - 4:30pm. Park at 10th St. meters or behind the building.
4. Post your permit. The sticker must be placed on the lower driver's side windshield and be visible from the outside. Remember to have your visitors hang the visitor permit if they're parking on-street.

The permit must be visible by enforcement officers to avoid being issued a ticket.

Do I have to purchase a permit to avoid getting a ticket?

To park on the street, a permit is required for all Residential Parking Permit Districts. If you or your visitors are parking on the street and do not have a visible Residential Parking Permit District permit, a \$15 ticket will be issued to the owner of the vehicle.