CITY OF DUBUQUE, IOWA
Fiscal Year 2021-2025 Capital Improvement Program (CIP)

TO: The Honorable Mayor and City Council Members

FROM: Michael C. Van Milligen, City Manager

Attached is the Fiscal Year 2021-2025 Capital Improvement Program (CIP). State law requires that a five-year CIP be adopted by the City Council after a public hearing. The required CIP public hearing will be held March 26, 2020, at the same time as the public hearing on the Fiscal Year 2021 Operating Budget.

The CIP, as the plan for the City's physical development effort, attempts to address a variety of needs that the City must meet if it is to maintain its physical facilities, meet its service commitments and provide for its future development. The CIP recommendation reflects the City's comprehensive plan and the goals and priorities established by the City Council and are shown in each of the State mandated budget program areas.

The Fiscal Year 2021 CIP budget recommendation of $59,747,247 is a 4.43% increase from the Fiscal Year 2020 CIP budget of $57,211,121.

For several years, the Mayor and City Council has been taking advantage of the historically low interest rates and investing in City infrastructure and economic development and redevelopment. At the 2015 City Council Goal Setting, the Mayor and City Council adopted debt reduction as a High Priority. This budget recommendation reflects that debt reduction priority.

While the City will issue $54,821,719 in new debt in the recommended five-year CIP, mostly for fire truck and pumper replacements, fire station expansion, road improvements, sanitary sewer improvements, additional downtown parking, and maintenance of Five Flags (if the referendum does not pass), the City will access $12,886,503 of previously issued state revolving fund loans as the related capital improvement projects progress, for a total of $63,810,338 of debt in FY 2021-2025. The City will retire $94,628,548 of existing debt, reducing the amount of City debt by $26,920,326.

In this budget recommendation, the Mayor and City Council are currently reviewing for Fiscal Year 2021, the use of the statutory debt limit would be 47%, and by the end of the recommended 5-Year Capital Improvement Program (CIP) budget in Fiscal Year 2025, the City of Dubuque would be at 43% of the statutory debt limit. Projections out 10 years to Fiscal Year 2030 show the City of Dubuque at 22% of the statutory debt limit. This is an improvement on the debt reduction plan adopted in August 2015, that first began implementation in Fiscal Year 2016.

In this extremely low interest rate environment, the City had been increasing the use of debt to accomplish the projects that need to be done. To have any success, a community must have a sound infrastructure. The Mayor and City Council has recognized the infrastructure issues Dubuque faces and has been responsive. While there was some criticism of City use of debt to deal with those infrastructure challenges, that criticism fails to recognize that not financing the needed infrastructure maintenance and improvements is also a form of debt that is passed down to future generations. This was a strategic decision by the City Council realizing that infrastructure investment just gets more expensive over time for these

reasons: a) the older a piece of infrastructure gets and the more it is allowed to deteriorate increases costs; b) the longer the wait to invest in infrastructure the costs are increased by inflation; and c) If the investment in infrastructure is not made in this low interest rate environment this investment will eventually need to be made when interest rates are higher, thereby increasing costs. However, beginning in FY 2016 the City Council at their 2015 Goal Setting Session debt reduction was adopted as a High Priority. So the amount of outstanding debt began to decrease and in Fiscal Year 2021 the City will be issuing less debt than is retired and many projects will become pay-as-you-go.

The debt principal outstanding projected as of June 30, 2020, is currently $260,864,394. The breakdown of the debt principle outstanding as of June 30, 2020, is as follows:

Debt Obligation	**6/30/2020 Principle Outstanding**
General Obligation Essential Corporate Purpose	$ 87,271,829
Tax Increment Notes and Bonds	$ 19,075,880
Economic Development TIF Rebate Agreements	$ 7,653,959
General Fund Leases	$ 155,000
Other Revenue-Backed Loans	$ 3,639,903
Total Indebtedness Subject to Statutory Debt Limit of $227,661,747	$ 117,796,571
Percent of Statutory Debt Limit Used as of June 30, 2020	51.74%
Revenue Bonds	$ 122,267,823
Debt Subject to Annual Appropriation	$ 20,800,000
Total City Indebtedness as of June 30, 2020	**$ 260,864,394**

The City will issue $54,821,719 in new debt in the recommended 5-year CIP, mostly for fire truck and pumper replacements, fire station expansion, road improvements, sanitary sewer improvements, additional downtown parking, and maintenance of Five Flags (if the referendum does not pass).

Project	FY 2021	FY 2022	FY 2023	FY 2024	FY 2025	Total
Chavenelle Road Rehab	$ 1,295,000					$ 1,295,000
Cedar and Terminal Sanitary Mains and Life	$ 674,810	$ 1,416,000	$ 2,270,000			$ 4,360,810
Sanitary Sewer Extension to Existing Developments	$ 600,000	$ 1,200,000				$ 1,800,000
E 12th and Elm Parking Lot	$ 589,000					$ 589,000
Water SCADA and Communications	$ 495,000					$ 495,000
Transit Bus Replacement	$ 426,522	$ 187,201				$ 613,723
Center Place Alley Sanitary Sewer Rehab	$ 410,000					$ 410,000
River Dock Expansion	$ 406,000					$ 406,000
Auburn and Custer Sanitary Sewer	$ 316,400					$ 316,400
Fire Ladder and Pumper Replacement	$ 288,417	$ 1,557,550		$ 865,200		$ 2,711,167
Sanitary Sewer CCTV Inspection	$ 285,000		$ 183,715	$ 181,000		$ 649,715
City-Wide Tipper Carts	$ 280,000	$ 280,000	$ 280,000			$ 840,000
General Ledger Software	$ 250,000	$ 750,000				$ 1,000,000
Jackson Park Amenities	$ 250,000					$ 250,000
Water Wells, Well Field, & Well Transmission	$ 250,000					$ 250,000
Sanitary Sewer Asset Management Plan	$ 237,000	$ 121,000				$ 358,000
Sanitary Sewer Track Line Cleaning & Lining	$ 187,790					$ 187,790
Replace HVAC Fire Headquarters	$ 168,924	$ 344,605				$ 513,529
Public Lead Line Water Main Replacement	$ 120,000					$ 120,000
Water Treatment Plant Condition Assessment	$ 115,000					$ 115,000

Project	FY 2021	FY 2022	FY 2023	FY 2024	FY 2025	Total
Downtown Ramp		$ 10,000,000	$ 7,240,000			$ 17,240,000
W&RRC Final Clarifier		$ 860,000				$ 860,000
Fire Station Expansion Relocation					$ 806,000	$ 806,000
Street - Street Light Installation				$ 150,000		$ 150,000
W&RRC High Strength Storage		$ 479,000	$ 1,062,975			$ 1,541,975
Sanitary Sewer Twin Ridge Lagoon Abandonment		$ 465,000				$ 465,000
Development of McFadden Farm			$ 4,455,000	$ 3,900,000		$ 8,355,000
Airport Rehab Taxiway A			$ 427,300	$ 225,000		$ 652,300
Sanitary Sewer Perry & Bradley St Force Main Improvements			$ 225,000			$ 225,000
Knob Hill-Duggan Drive Sanitary Sewer Reconstruction			$ 154,310			$ 154,310
Cooper Place and Maiden Lane Sanitary Sewer			$ 30,000	$ 305,000		$ 335,000
Five Flags Improvements				$ 6,000,000		$ 6,000,000
GDT URD Incentives & Rehab				$ 400,000		$ 400,000
Downtown Urban Renewal ADA Assist				$ 100,000		$ 100,000
Street -7th Street Extension to Pine				$ 40,000		$ 40,000
Sanitary Sewer Lining Program					$ 216,000	$ 216,000
Total New Debt	**$ 7,644,863**	**$ 17,660,356**	**$ 16,328,30**	**$ 12,166,200**	**$ 1,022,000**	**$ 54,821,719**

In addition, the City will access $12,886,503 of previously issued state revolving fund loans as the related capital improvement projects progress. The draw down on these previously issued loans is as follows:

Project	FY 2021	FY 2022	FY 2023	FY 2024	FY 2025	Total
Stormwater Upper Bee Branch & Sponsor SRF	$ 247,664					$ 247,664
Stormwater Upper Bee Branch Railroad Culverts SRF	$ 7,245,000	$ 1,999,090				$ 9,244,090
Water Roosevelt Water Tower SRF	$ 1,304,749					$ 1,304,749
Water CIWA Purchase & Improvements	$ 1,060,000	$ 1,030,000	$ —			$ 2,090,000
Total Draw Downs	**$ 9,857,413**	**$ 3,029,090**	**$ —**	**$ —**	**$ —**	**$12,886,503**

The City will retire $94,628,548 of existing debt over the next five-years (FY21-FY25).

The following chart shows the net reduction of debt from Fiscal Year 2021 - Fiscal Year 2025:

Project	FY 2021	FY 2022	FY 2023	FY 2024	FY 2025	Total
New Debt	$ 7,644,863	$ 17,660,356	$ 16,328,300	$ 12,166,200	$ 1,022,000	$ 54,821,719
Previously Issued SRF Draw Downs	$ 9,857,413	$ 3,029,090	$ —	$ —	$ —	$ 12,886,503
Retired Debt	-$18,195,851	-$17,065,073	-$18,646,375	-$19,995,470	-$20,725,779	-$94,628,548
Net Debt Reduction	**-$693,575**	**$3,624,373**	**-$2,318,075**	**-$7,829,270**	**-$19,703,779**	**-$26,920,326**

There was a 5.11% increase in assessed value effective January 1, 2019, which is the assessment the Fiscal Year 2021 statutory debt limit is based on. The statutory debt limit effective June 30, 2021 is $239,298,248. **The City will be at 46.67% of statutory debt limit by June 30, 2021**. In Fiscal Year 2015 the City was at 89.89% of statutory debt limit, so **46.67% in Fiscal Year 2021 is a 43.22% decrease in use of the statutory debt limit.**

The ten year history of the City's use of the statutory debt limit is as follows:

FY 11	FY 12	FY 13	FY 14	FY 15	FY 16	FY 17	FY 18	FY 19	FY 20
64.14%	69.69%	84.31%	83.87%	89.89%	86.13%	69.47%	63.42%	56.32%	51.74%

The five year projection of the City's use of the statutory debt limit from Fiscal Year 2021–2025 including all planned debt issuances subject to the statutory limit and assuming a 2% growth in the City's assessed valuation beginning in Fiscal Year 2021 is as follows:

FY 21	FY 22	FY 23	FY 24	FY 25
46.67%	50.04%	46.56%	42.50%	42.77%

The following chart shows Dubuque's relative position pertaining to use of the statutory debt limit for Fiscal Year 2021 compared to the other cities in Iowa for Fiscal Year 2019 with a population over 50,000:

Fiscal Year 2019 Legal Debt Limit Comparison for Eleven Largest Iowa Cities

Rank	City	Legal Debt Limit (5%)	Statutory Debt Outstanding	Percentage of Legal Debt Limit Utilized
11	Des Moines	$ 577,394,243	$ 393,570,000	68.16%
10	Sioux City	$ 213,569,727	$ 144,100,000	67.47%
9	Davenport	$ 330,626,114	$ 211,165,000	63.87%
8	Waterloo	$ 191,406,282	$ 108,225,490	56.54%
7	Cedar Rapids	$ 518,039,169	$ 271,585,000	52.43%
6	Ankeny	$ 245,580,138	$ 126,830,000	51.65%
5	W. Des Moines	$ 359,449,675	$ 184,720,000	51.39%
4	**Dubuque (FY21)**	**$ 239,298,248**	**$ 111,687,827**	**46.67%**
3	Ames	$ 209,227,522	$ 65,480,000	31.30%
2	Council Bluffs	$ 241,950,558	$ 68,725,096	28.40%
1	Iowa City	$ 274,723,837	$ 66,945,000	24.37%
	Average w/o Dubuque			49.56%

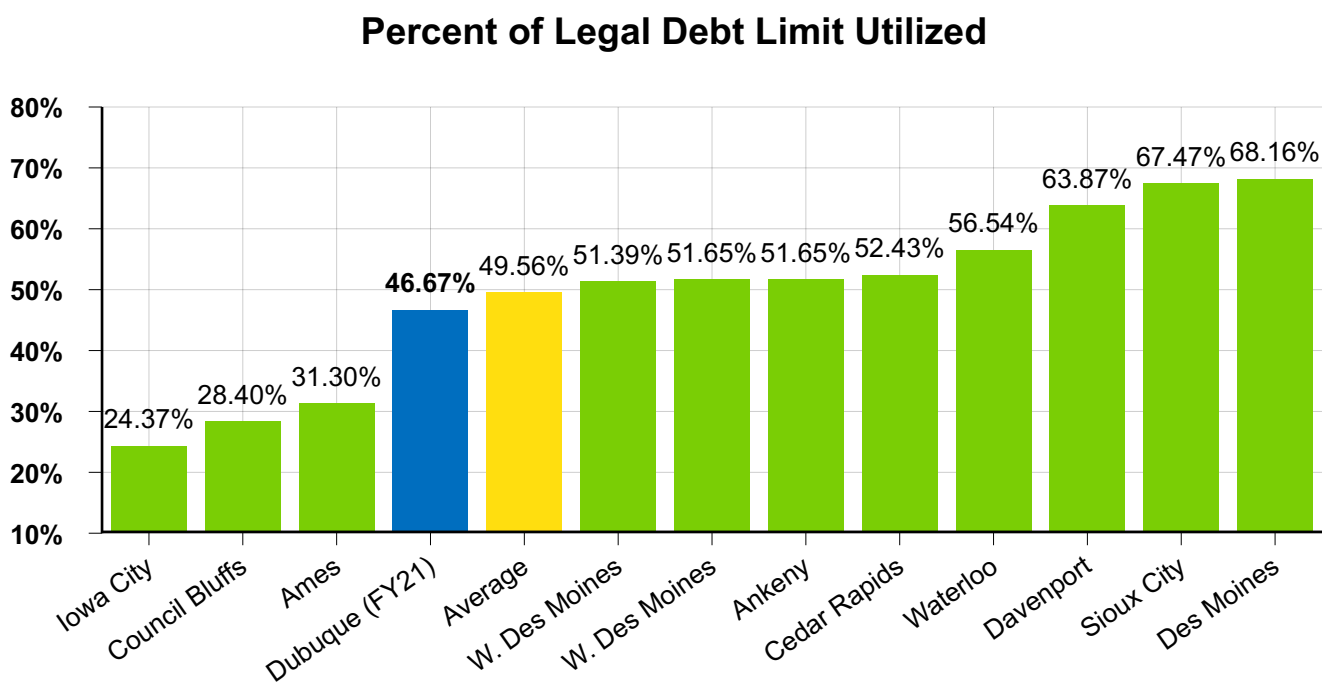

Dubuque ranks as the fourth lowest of the use of statutory debt limit of the 11 cities in Iowa with a population over 50,000 and Dubuque is below the average of the other Cities.

Retired Debt Versus New Debt

The total City indebtedness as of June 30, 2021, is projected to be $260,787,791 (46.67% of statutory debt limit). The total City indebtedness as of June 30, 2015, was $295,561,181 (89.89% of statutory debt limit). **The City is projected to have $34,773,390 less in debt as of June 30, 2021.**

The combination of reduced debt and increased utility rates partially reflects the movement to a more "pay as you go" strategy, which could lead to larger tax and fee increases than with the use of debt.

The following chart shows the amount of retired debt as compared to new debt. The new debt includes new debt issuances as well as draw downs on existing state revolving fund loans:

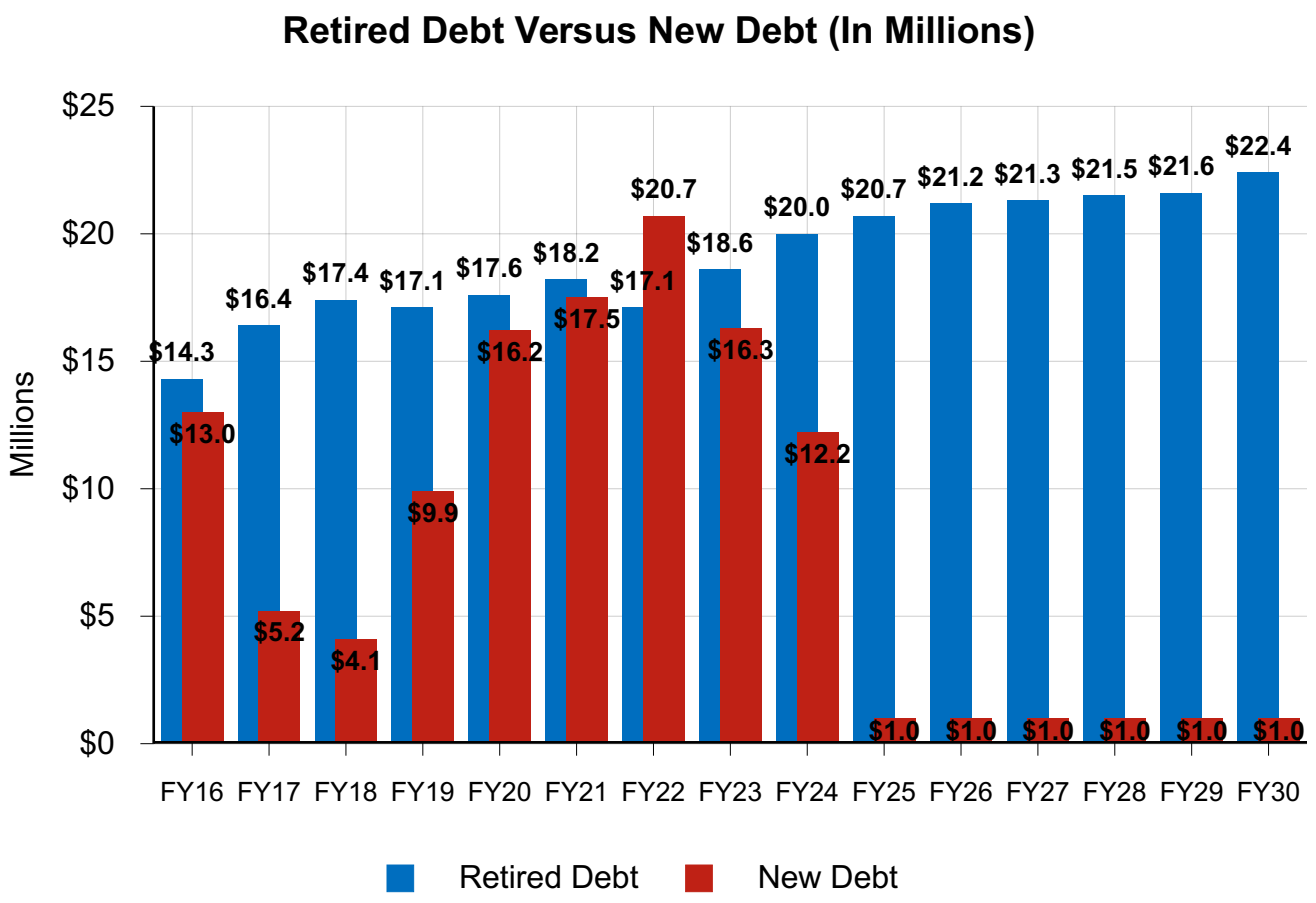

Statutory Debt and Total Debt

In August 2015, the Mayor and City Council adopted a debt reduction strategy which targeted retiring more debt each year than was issued by the City. This recommendation achieves that target In every year except Fiscal Year 2022 due to the issuance of debt for the new downtown parking ramp being moved up from FY 2025 to FY 2022.**You can see that the Mayor and City Council have significantly impacted the City's use of the statutory debt limit established by the State of Iowa. In Fiscal Year 2015, the City of Dubuque used 90% of the statutory debt limit. In this budget recommendation, the Mayor and City Council are currently reviewing for Fiscal Year 2021, the use of the statutory debt limit would be 47%, and by the end of the recommended 5-Year Capital Improvement Program (CIP) budget in Fiscal Year 2025, the City of Dubuque would be at 43% of the statutory debt limit. Projections out 10 years to Fiscal Year 2030 show the City of Dubuque at 22% of the statutory debt limit.** This is an improvement on the debt reduction plan adopted in August 2015, that first began implementation in Fiscal Year 2016.

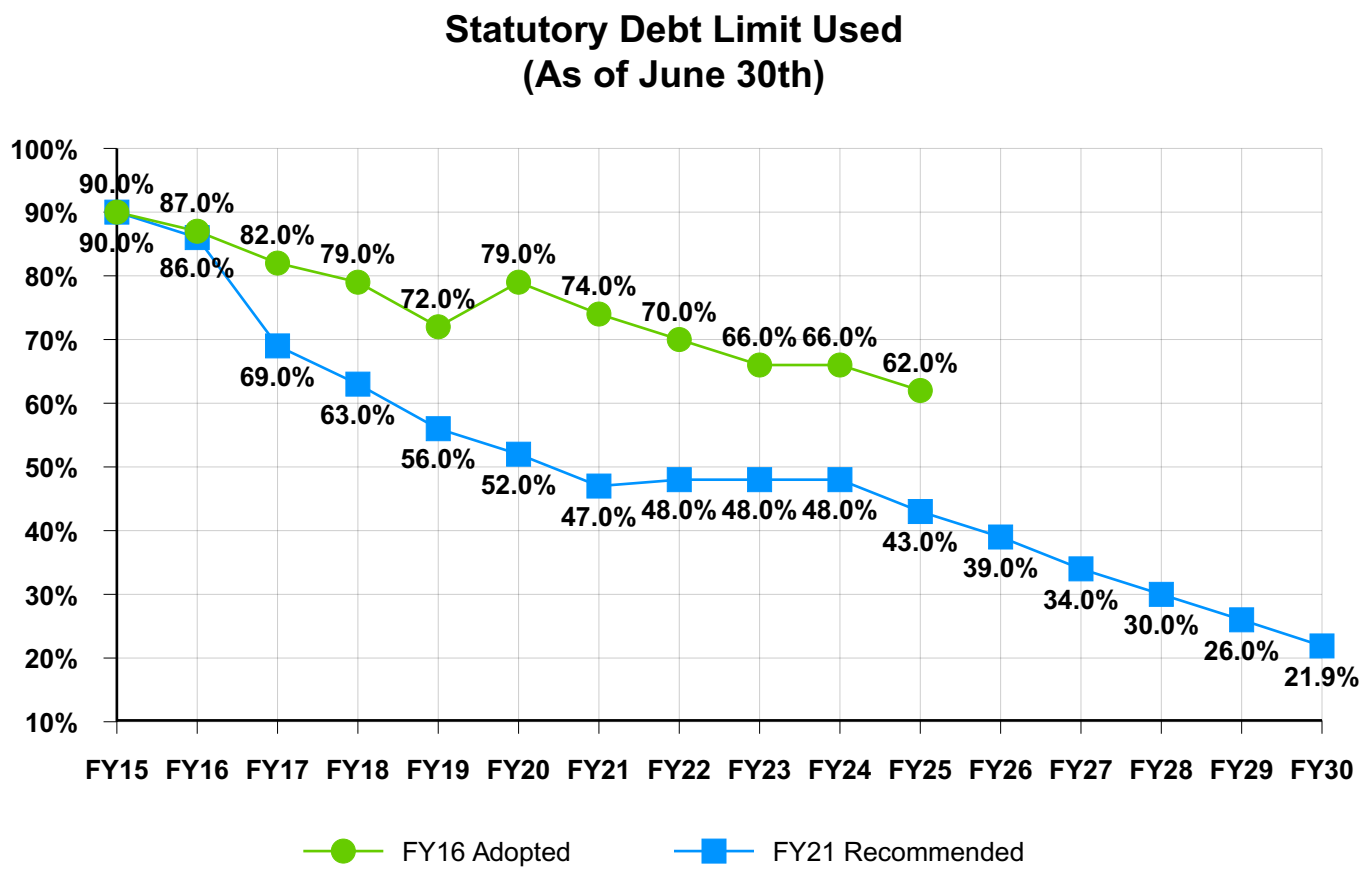

By the end of the recommended 5-Year Capital Improvement Program (CIP) budget the total amount of debt for the City of Dubuque would be $237.0 million (43% of the statutory debt limit) and the projection is to be at $135.6 million (22% of statutory debt limit) within 10 years.

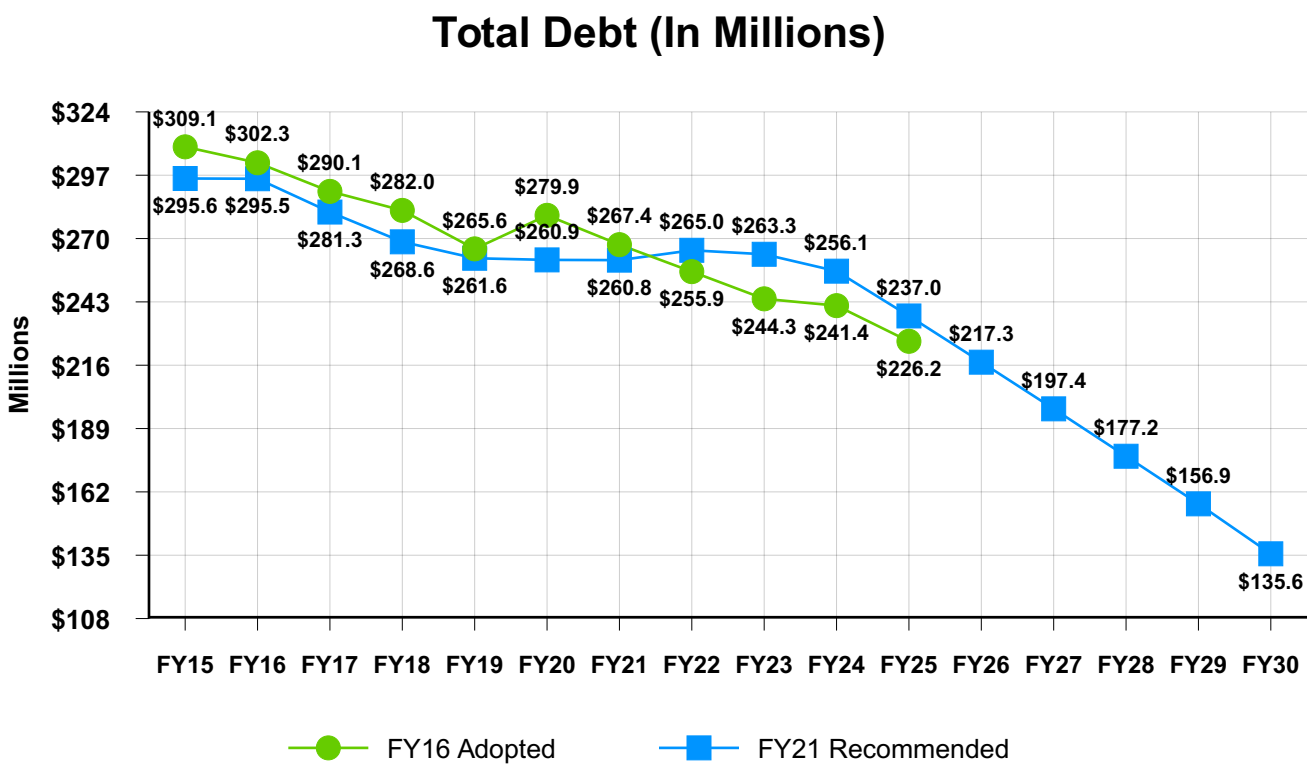

General Fund Reserves

The City maintains a general fund reserve, or working balance, to allow for unforeseen expenses that may occur. Moody's Investor Service recommends a 20% General Fund Operating Reserve for "AA" rated cities. In May 2015, Moody's Investors Service downgraded Dubuque's general obligation bond rating from Aa2 to Aa3, but removed the negative future outlook. This followed two bond rating upgrades in 2003 and 2010, and one bond rating downgrade in 2014. In announcing the bond rating downgrade, Moody's noted the City's general fund balance/reserve declined.

Fiscal Year	Fund Reserve (As percent of General Fund revenues)	Reason for change from previous Fiscal Year
FY 2015	14.87%	Unchanged
FY 2016	17.52%	Increase due to capital projects not expended before the end of the FY and increase in general fund revenue
FY 2017	20.09%	Increase due to capital projects not expended before the end of the FY and additional contributions to general fund reserve
FY 2018	23.81%	Increase due to capital projects not expended before the end of the FY and additional contributions to general fund reserve
FY 2019	27.04%	Increase due to capital projects not expended before the end of the FY and additional contributions to general fund reserve
FY 2020	25.60%	Decrease due to planned capital expenditures
FY 2021	25.40%	Decrease due to planned capital expenditures

Fund Reserve as a Percent of General Fund Revenue

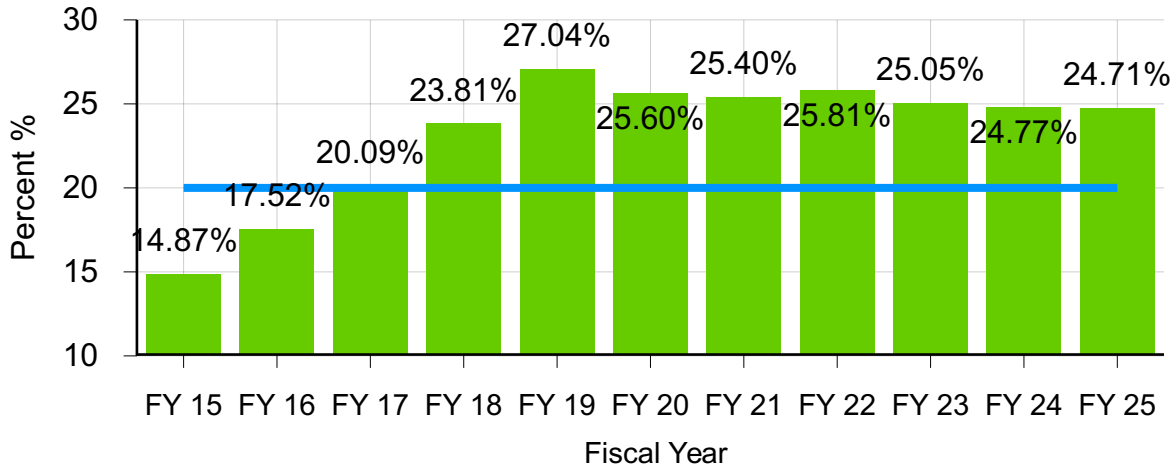

The City of Dubuque has historically adopted a general fund reserve policy as part of the Fiscal and Budget Policy Guidelines which is adopted each year as part of the budget process. During Fiscal Year 2013, the City adopted a formal Fund Reserve Policy which states the City may continue to add to the General Fund minimum balance of 10% when additional funds are available until 20% of Net General Fund Operating Cost is reached.

After all planned expenditures in FY 2020, the City of Dubuque will have a general fund reserve of 18.86% of general fund expenses as computed by the methodology adopted in the City's general fund reserve policy on a cash basis or 25.60% percent of general fund revenues as computed by the accrual basis methodology used by Moody's Investors Service. The general fund reserve cash balance is projected to be $13,031,745 on June 30, 2020 as compared to the general fund reserve balance on an accrual basis of $18,120,432 as computed by Moody's Investors Service. In Fiscal Year 2020, there are resources available for mid-year capital expenditures due to employee vacancy savings in several departments and additional riverfront lease, building permits, and franchise fee revenues. The general fund reserve balance on an accrual basis exceeds 22% in FY 2020, which is the margin of error used to ensure the City always has a general fund reserve of at least 20% as computed by Moody's Investors Service.

The reserve will increase by $2,800,000 (20.3%) from Fiscal Year 2019 - Fiscal Year 2024.

	FY2019	FY2020	FY2021	FY2022	FY2023	FY2024	FY2025
Contribution	$1,700,000	$—	$—	$—	$—	$—	$—
City's Spendable General Fund Cash Reserve Fund Balance	$20,011,333	$18,120,432	$18,120,432	$18,120,432	$18,120,432	$18,120,432	$18,120,432
% of Projected Revenue (Moody's)	27.04%	25.60%	25.40%	25.81%	25.05%	24.77%	24.71%

In October 2016, Moody's Investors Service upgraded the rating on $18 million in City of Dubuque bonds issued to support the Bee Branch Watershed Flood Mitigation Project from A3 to A2.

State Revolving Fund Sponsorship Projects and Green Project Loans

The City uses State Revolving Fund (SRF) loans for water and sanitary sewer projects whenever possible because of the **very low annual interest rate of 1.75% with an annual servicing fee of 0.25%**.

In 2009, legislation was passed in Iowa that allows water utilities that issue debt through the Clean Water State Revolving Fund Program to sponsor and help finance other water quality improvement (CWSRF) projects within or outside its service limits. This new funding mechanism, called Water Resource Restoration Sponsored Projects, will provide cities, counties, local watershed organizations, watershed management authorities, county conservation boards, and soil and water conservation districts a funding source to construct improvements throughout a watershed that keep sediment, nutrients, chemicals and other pollutants out of streams and lakes.

Repayment of a standard Clean Water SRF (CWSRF) loan includes the repayment of the original loan amount, the principal, and the cost to finance the loan, interest, and fees. On a CWSRF loan with a sponsored project, the financing costs are reduced by the amount of the cost of the sponsored project improvements. Figure 1 shows a comparison between a standard CWSRF loan and a CWSRF loan with a sponsorship project. As shown, the total cost to the utility (the total of loan repayments) remains unchanged as the cost of funding for the sponsorship project is offset by a reduction in loan financing costs. In essence, two water quality projects are completed for the price of one.

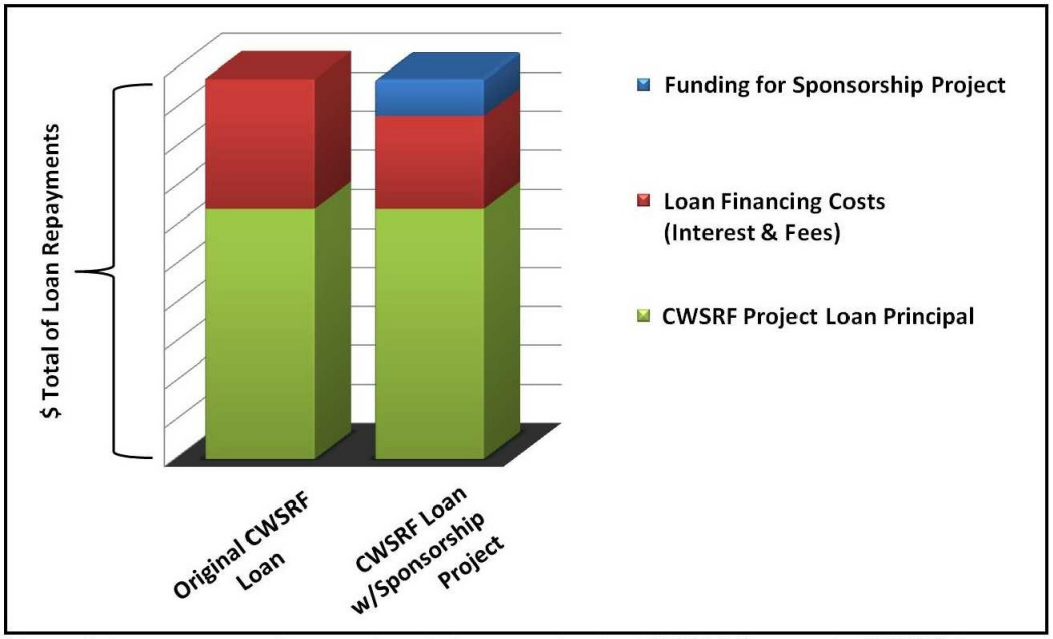

Figure 1. Loan repayment comparison between a standard CWSRF loan and a CWSRF loan with a sponsorship project.

After three years of the State of Iowa being unscuccessful in completing one of these modified loans, the City of Dubuque had the first successful application for the state when, in April 2013, the City was awarded $9.4 million of the interest paid on the Water and Resource Recovery Center to be used to reconstruct over 70 Green Alleys in the Bee Branch Watershed. The principal for the Water & Resource Recovery Center Upgrade was increased from $64,885,000 to $75,145,579 and the interest rate plus annual servicing fee was decreased from 3.25% to 2.00% to add the Green Alley sponsorship project. This reduction allowed for increased proceeds **and resulted in a true interest cost of 1.96% and gross borrowing savings of $11.4 million.**

The Federal Fiscal Years 2010, 2011, and 2012 State Revolving Fund capitalization grants included requirements for certain percentages of the funds to be allocated for green projects. Each green infrastructure project receives a portion of loan forgiveness not to exceed 30%. In June 2015, the City of Dubuque Upper Bee Branch Creek Restoration Project (Upper Bee Branch Project) qualified for a Green Project Loan from the CWSRF Program in the amount of $29,541,000. The loan includes a principal forgiveness provision. The amount of the loan to be forgiven is 20% of the total loan disbursements made under the loan agreement. **The amount of the loan to be forgiven when the project is completed is estimated to be $5,908,200. The actual true interest cost for total funds received was not the 2.00% borrowing rate (1.75% interest and 0.25% administrative fee), but just 0.07% after reflecting the receipt of interest free funds (forgiven portion).**

Then, in August 2017, the City was awarded $1.4 million in funding for improvements with the Catfish Creek Watershed through the State of Iowa Water Resource Restoration Sponsored Project program as part of the City State Revolving Fund loan for the Upper Bee Branch Creek Restoration Project. The funding for the $1.4 million in improvements will come from the interest payments on the City's Upper Bee Branch SRF loan. The Upper Bee Branch Creek SRF loan principal was increased to $30,941,000 and **the interest rate plus the annual servicing fee was reduced from 2.00% to 1.43%. On a gross basis, the borrowing costs for the new loan were $1.38 million less than the original loan.**

The five-year CIP adopted through the current year (Fiscal Year 2020) budget process covered Fiscal Year 2020 through 2024 and is $192,780,230. The recommended five-year CIP for the upcoming budget process (Fiscal Year 2021) will cover Fiscal Year 2021 through 2025 and would be $200,095,388 if adopted as recommended. This is a $7,315,158 (3.79%) increase.

FY 2020-2024 Capital Improvement Program (CIP) compared to the FY 2021-2025 Capital Improvement Program is as follows:

	FY 2020	FY 2021	FY 2022	FY 2023	FY 2024	FY 2025	Total
FY20 CIP	$57,186,070	$39,483,922	$32,577,776	$25,890,201	$37,642,201	—	$192,780,170
FY21 CIP	—	$59,747,247	$46,374,070	$41,267,675	$30,135,368	$22,571,028	$200,095,388
$ Difference	—	+$20,263,325	+$13,796,294	+$15,377,474	-$7,506,833	—	$7,315,218
% Change	—	+51.32%	+42.35%	+59.39%	-19.94%	—	3.79%

Further information about the changes to capital improvement projects can be found on pages xv-xxi.

Fiscal Year 2021 will be the fourteenth fiscal year that the Stormwater Fund is recommended to be fully funded by stormwater user fees. The General Fund will continue to provide funding for the stormwater fee subsidies that provide a 50% subsidy for the stormwater fee charged to property tax exempt properties, low-to-moderate income residents, and a 75% subsidy for the stormwater fee charged to residential farms. The FY 2021 Stormwater User Fee is proposed to increase from $8.29 per SFU to $8.85 per SFU, a 2.49% increase, consistent with Ordinance 16-14 passed on March 5, 2014.

	FY 2016	FY 2017	FY 2018	FY 2019	FY 2020	FY 2021	FY 2022
Adopted Per Ordinance 21-12	$8.50	$9.00	$9.00	$9.00	$9.00	$9.00	$9.00
Adopted Per Ordinance 16-14	$6.38	$6.81	$7.27	$7.76	$8.29	$8.85	$9.00
% Decrease From Ordinance 21-12	-24.94%	-24.33%	-19.22%	-13.78%	-7.89%	-1.69%	0%

* The recommended rates for FY16 through FY20 reflect the rates previously established by Ordinance 16-14 following the State's approval of $98.5 million in State Flood Mitigation state sales tax increment funds for the Bee Branch Watershed Flood Mitigation Project. Ordinance 21-12 was the ordinance adopted prior to the City receiving the Flood Mitigation grant.

The Stormwater Utility was formed on July 1, 2003, to update and expand the City's aging infrastructure, comply with the National Pollution Discharge Elimination System (NPDES) Municipal Separate Storm Sewer System (MS4) permit, and implement the various elements of the 2001 Drainage Basin Master Plan Stormwater Management Plan (amended in 2013), which outlined improvements in both the Catfish Creek and Bee Branch watersheds. The flood mitigation improvements in the Catfish Creek Watershed have been completed. The improvements in the Bee Branch

Watershed are part of the multi-phased, fiscally responsible, holistic Bee Branch Watershed Flood Mitigation Project which will mitigate flooding, improve water quality, stimulate investment, and enhance the quality of life. The City's has been able to garner support from local, state, and federal partners with over $163 million in outside funding to help offset the cost of the overall $232 million project. Since 2001, the City has made steady progress on the various phases of the project.

The phases of the Bee Branch Watershed Flood Mitigation Project are as follows:

Phase	Description	Status
1	Carter Road Detention Basin	Complete
2	West 32nd Street Detention Basin	Complete
3	Historic Millwork District	Complete
4	Lower Bee Branch Creek Restoration	Complete
5	Flood Mitigation Gate & Pump Replacement	Under Design
6	Impervious Surface Reduction	1/3 of alleys converted to "Green Alleys"
7	Upper Bee Branch Creek Restoration/Railroad Culverts	Under Construction
8	22nd Street Storm Sewer Improvements	Complete from Elm Street to N. Main
9	Flood Mitigation Maintenance Facility	Site Cleanup/Preparation
10	North End Storm Sewer Improvements	Initiate Design in 2021
11	Water Plant Flood Protection	Initiate Design in 2022
12	17th Street Storm Sewer Improvements	Complete from Elm St. to Heeb St.

In FY 2017, additional projects were added through the budget amendment process as the City learned late in the process of the award of a $31.5 million HUD Resiliency grant for the Bee Branch Watershed.

Individually, the 12 phases of the project may provide some benefit. But flash flooding can be expected to occur until all of the improvements are implemented. But it is also true that with the completion of each subsequent phase, the threat of flash flood damage is lessened and the resulting damage will be mitigated.

Because of the public support for the Bee Branch Watershed Flood Mitigation Project, the stated commitment of the City of Dubuque City Council to implement the various phases of the project, and because the City has already started implementing some of the improvements, private investment in the Bee Branch Watershed has already eclipsed $139 million since 2008 with an additional $215 million expected to follow in the next ten years for a combined total of $354 million in private investment. This non-public investment by private developers includes an estimated $258 million for the rehabilitation of Caradco, Novelty Ironworks, Betty Building, Voices Building, Power Plant, Foundry, Farley Loetscher, Kirby Building and Wilmac Building all located in the Historic Millwork District; $15.1 million of non-public investment in the Washington Neighborhood related to Community Housing Initiatives Acquisition & Redevelopment, St. Mary's Campus, Corner Grill, Rusk Building, Conlin Building, Welu Building, Richards Building,

High Building, Streinz Building, Widmeier Building and Engine House; and $2.3 million in non-public investment in the Downtown Neighborhood related to the Babler Building, 324-326 West Locust Street, 346-348 West Locust Street and 407-409 Loras Boulevard.

The CIP budget reflects the **Dubuque Five-Year (2021-2025) City Council Goals** and **2019-2021 Policy Agenda, established by the City Council August, 2019.**

Dubuque Five-Year City Council Goals

Robust Local Economy: Diverse Businesses and Jobs with Economic Prosperity
Vibrant Community: Healthy and Safe
Livable Neighborhoods and Housing: Great Place to Live
Financially Responsible, High Performance City Organization: Sustainable, Equitable and Effective Service Delivery
Sustainable Environment: Preserving and Enhancing Natural Resources
Partnership for a Better Dubuque: Building our Community that is Viable, Livable and Equitable
Diverse Arts, Culture, Parks and Recreation Experiences and Activities
Connected Community: Equitable Transportation, Technology, Infrastructure and Mobility

Policy Agenda 2019 - 2021

Top Priority (in alphabetical order)

- Affordable Childcare Study and Funding
- Five Flags Center: Direction and Funding
- Inclusive Dubuque Support
- Major Streets Improvement: Plan, Direction, and Funding
- Poverty Reduction: Action Plan
- River Cruise Docking Facilities: Direction
- Winter Farmers Market: Location and Funding Support

High Priority

- Bee Branch Floodwall Gates Funding
- Central Avenue Corridor: Economic Revitalization
- Crime Prevention Program: Maintenance
- Debt-Reduction Plan: Continuation
- Mental/Brain Health Strategy and Action Plan
- New Financial Software: Funding
- Pet-Friendly Community: Policy Direction and Actions
- Street Maintenance Program: Funding Level

Attachment 3 provides a summary of these projects organized by City Council's five-year goals and Fiscal Year 2021 priorities reflect how these goals are addressed.

Finally, **Attachment 4** provides detail on the source of funds and highlights important points about the 5-year CIP Program.

CIP FORMAT

The format for the Fiscal Year 2021-2025 CIP is substantially the same as previous fiscal years. First, an index referencing the 2021-2025 Capital Improvement Budget follows the budget message. The index identifies each capital improvement first by city department and then by all applicable State programs as a subcategory under each department. The index serves as a quick reference for each CIP, and the far right hand column shows the page number of each project. Secondly, a separate project page is provided to show the detail for each individual project. These projects pages are also arranged first by city department and then by State program as a subcategory within each department.

As in previous CIP budget documents, each detailed project page identifies the city department, the state program, project title, account code (consisting of program number, department number, fund and capital project number), and total project cost. The project page then shows any funds expended for the project in Fiscal Year 2019 and the adopted budget in Fiscal Year 2020. In Section A of the project form entitled “Expenditure Items”, project costs are shown by major expenditure item (i.e., Design and Engineering, Land and Right-of-Way Purchase, Construction and Other Expense). In Section B, entitled “Project Financing”, the project funding is presented by major revenue source (i.e., General Fund, Sales Tax Fund, Water Depreciation Fund, Sanitary Sewer Construction Fund, and Road Use Tax Fund). In Section C, entitled “Impact – Operations,” the dollar impact on operations in terms of greater or lesser operating costs and/or greater or lesser revenue is provided when available. Lastly, there is a narrative section, which provides a description of the project, a justification for the project and, where appropriate, how it relates to other projects or plans. A small map may also be provided to further identify the location of the project.

Each detailed project page identifies the budget for each fiscal year in the next five years. There is a sixth column labeled "2026". This column is included to show that the project does not end in the next five years and that additional budget will be needed to fully complete the project. The "2026" column will show the total remaining estimate for the project, unless the project is annual. This column could also be known as "Beyond Fiscal Year 2025." If a project is annual the "2026" column will only show one years worth of budget.

New this fiscal year is a section in the detailed project pages called "First Year Submitted". This information represents the year the capital improvement project was first submitted for consideration. This is not the first year that the capital project was recommended for funding, but instead represents the first year a staff member identified a need for the project and created a CIP to present to the City Manager.

CONCLUSION

The Capital Improvement Program represents the City of Dubuque's commitment to a maintenance and physical development plan for the next five years. The first year of the five-year CIP goes into the budget for next year and deserves the most attention. As you know, the CIP is updated each year so that City Council will have an opportunity in the next year to change Fiscal Year 2022 through Fiscal Year 2025 projects, as well as to add projects for Fiscal Year 2026.

A ranking system was established in Fiscal Year 2019 to more readily identify capital projects that directly meet City Council Goals and Priorities and address City needs. This ranking process also included several collaborative meetings with staff to determine which projects should be recommended for funding with the limited resources available.There are many capital projects that have been added to meet City Council Goals and Priorities and address City needs ($37,432,931). Those new projects that appear in the five-year CIP are as follows:

Department	New Project		Total CIP
Airport	Replace DJC Hangar Floor Coating	$	41,000
Airport	Pavement Condition Study	$	103,472
Airport	Corporate Hangar Facilities Maintenance	$	40,000
Airport	Extend Runway 18/36	$	268,000
Building	Downtown URD Non-Profit Accessibility Assistance Program	$	500,000
City Clerk's Office	City Clerk's Office Re-Design	$	30,400
Conference Center	Roof Restoration	$	350,000
Conference Center	Wood Bench Replacement	$	25,000
Conference Center	Management and Operations Assessment	$	32,000
Conference Center	Furniture Upholstery	$	30,000
Conference Center	Trash Compactor Rehabilitation	$	30,700
Conference Center	Replace Clouds	$	83,800
Conference Center	Paint Bridge	$	35,000
Conference Center	Staging and Riser Replacement	$	25,000
Economic Development	Kerper Boulevard Revitalization	$	50,000
Economic Development	South Port Master Plan Implementation	$	215,000
Fire	Outdoor Warning Siren Repair/Replace	$	300,000
Fire	Fire Station Exhaust Systems	$	100,000
Fire	Station 6 Structural, Roof, and Tuckpointing Repairs	$	209,000
Fire	Station 5 Bathroom Remodel	$	15,000
Five Flags	Bijou Room & Hall - Tile Replacement	$	50,000

Department	New Project		Total CIP
Five Flags	Theater - Carpet Replacement	$	70,000
Housing	Neighborhood Reinvestment Partnership	$	1,200,000
Information Services	Enterprise Firewall Security Gateway Cluster	$	37,955
Information Services	Ransomware Defender & File Recovery	$	50,610
Information Services	Network Monitoring & Troubleshooting	$	30,240
Information Services	Third Street Data Center	$	303,000
Library	Replace Water Piping - Phase 4	$	71,835
Library	Landscaping and Plaza Redesign	$	100,202
Library	Removal of Underground Oil Tank	$	59,379
Parks	Westbrook Park Phase II	$	214,000
Parks	North Fork Trail	$	214,000
Parks	Pebble Cove Park	$	214,000
Parks	Usha Park	$	115,000
Parks	Allison Henderson Stormwater Project	$	25,000
Parks	Re-Imagine Comiskey Park	$	87,700
Parks	Eagle Point Park - Replace Roof on Eagles View Pavilion	$	45,000
Parks	Eagle Point Park - Renovate Shiras Memorial Pavilion	$	55,000
Parks	Eagle Point Park - Rest Room Renovation	$	40,000
Parks	Eagle Point Park - Building & Structures Assessment	$	5,000
Parks	Eagle Point Park - Replace Lights on Tennis Courts	$	102,000
Parks	Ham House Exterior and Landscape Improvements	$	90,834
Parks	Madison Park - Renovate Pavilion	$	82,500
Parks	Miller Riverview Park - Quick Connects for Pedestals	$	40,000
Parks	Veteran's Memorial Park - Disc Golf Course Renovation	$	40,000
Parks	Ash Tree Removal and Tree Replacement	$	1,625,000
Parks	Highway 20 - Replace Roses	$	100,000
Parks	Resurface Tennis Courts	$	40,000
Parks	Industrial Center Native Plantings	$	20,000
Parks	Washington Community Gateway	$	15,000
Parks	Forestry Building - Replace Roof	$	40,000
Parks	Parks - Paint Light Poles	$	15,000

Department	New Project		Total CIP
Parks	Maintenance Headquarters Wash Bay	$	20,000
Parks	Paint Railings	$	20,000
Public Works	City Tipper Carts	$	840,000
Public Works	Sandbagging Equipment	$	35,000
Recreation	Flora & Sutton Filter Tank Replacement	$	200,000
Recreation	Administrative Welcome Reception 1st Floor Remodel	$	15,000
Recreation	Range Project	$	320,000
Recreation	Multicultural Family Center Sidewalk Replacement and Concrete Improvements	$	25,000
Recreation	POD - Signage Replacement	$	10,000
Recreation	POD - Dock Maintenance	$	40,000
Recreation	LS Facility/Deferred Maintenance Assessment	$	90,000
Recreation	New Operating System (Registration, Reservation, POS)	$	90,000
Recreation	Quality of Life Needs Assessment	$	40,000
Sanitary Sewer	McFadden Farm Sanitary Sewer Extension	$	532,000
Sanitary Sewer	Abbott & Cottage Sanitary Sewer Reconstruction	$	220,000
Sanitary Sewer	Force Main Stabilization	$	7,792,308
Sanitary Sewer	General Sanitary Sewer Replacement	$	1,000,000
Stormwater	Bee Branch Creek Gate & Pump Replacement	$	9,904,010
Stormwater	Seippel Road Culvert Replacement	$	56,000
Stormwater	Catherine Street Storm Sewer Improvements	$	53,000
Stormwater	Villa Street Storm Sewer Replacement	$	33,000
Stormwater	Northridge Dr Storm Sewer Extension	$	133,200
Streets	Southwest Arterial ITS Corridor Development	$	1,700,000
Streets	Westside Drive Street Lights	$	150,000
Streets	Pavement Rehabilitation - Concrete Street Repair, Mill and Asphalt Resurfacing	$	520,000
Streets	Northwest Arterial Eastbound Dedicated Left Turn lane onto John F Kennedy (JFK) Road	$	180,000
Streets	Pavement Preservation Joint Sealing	$	210,000
Streets	Rockdale Road Reconstruction	$	200,000

Department	New Project		Total CIP
Streets	Decorative Concrete Maintenance Program	$	75,000
Streets	Villa Street Retaining Wall	$	1,600,000
Streets	Lowell Street Retaining Wall	$	141,500
Streets	Brick Paver Maintenance	$	90,000
Streets	Ice Harbor Road - Museum Wetland Railing	$	20,000
Streets	Third Street Overpass Railing Painting	$	120,000
Streets	Speed Shields	$	138,000
Traffic	Broadband Acceleration and Universal Access	$	511,000
Water	Westside Water System Service Line Installation/Fire Hydrant Install/ Purchase	$	65,000
Water	Water Treatment Plant Condition Assessment and Master Plan	$	155,000
Water	Landfill Frontage Rd. Water Main Extension	$	121,500
Water	Althauser St. & Eagle St. Water Main Improvements	$	292,490
Water	Public Safety Way Water Main Improvements	$	106,700
Water	Water Treatment Plant Boiler Improvements	$	20,000
Water	WTP and Pump Station Pipe Rehabilitation	$	20,000
Water	Pump Station Site Drainage Improvements	$	15,000
Water	McFadden Farm Water Main Improvement (S. Heacock Rd from Chavenelle to Pennsylvania)	$	693,596
WRRC	Final Clarifier Rehabilitation	$	860,000
WRRC	Activated Sludge Process Improvements	$	168,000
WRRC	Pump Trailer	$	110,000
	TOTAL	**$**	**37,432,931**

The Capital Improvement requests that were previously funded in the five-year CIP that are not included in this five-year CIP total $6,219,974. To put these back into the five-year CIP, other projects will need to be removed, property taxes would need to be raised and/or more debt would need to be issued. Of those removed, $3,955,410 are identified as deferred maintenance items, delineated with an asterisks below. The removed CIPs are as follows:

Department	Existing Project Not Funded		Total CIP	
Building	ADA Compliance Consultant	$	78,347	
Housing	Historic Preservation Housing Forgivable Loan	$	50,000	
Public Works	Hawthorne Street Boat Ramp Repair	$	341,410	*
Sanitary Sewer	Catfish and Granger Creek Interceptor, Force Main	$	3,434,000	*
Parks	Re-landscape Locust Street Connector	$	30,000	
Parks	Develop Dog Park	$	30,000	
Parks	All Parks- Cameras/Code Blue Phones	$	216,217	
Engineering	Railroad Quiet Zone Study	$	38,500	
Streets	Guardrail Replacement	$	80,000	*
Streets	Traffic and Pedestrian Crossing Warning Devices	$	119,500	
Streets	Green Alleys - Non Bee Branch	$	560,000	
Streets	Bee Branch Creek Trail: 16th to 9th	$	1,142,000	
Streets	Lead Service Line Replacement Program	$	100,000	*
	Total	**$**	**6,219,974**	
	Total Deferred Maintenance	*$*	*3,955,410*	

As is the case every year, there were new projects requested that were not able to be included in whole or in part in this five year CIP ($27,759,418). Of those $13,662,100 are identified as deferred maintenance, delineated with an asterisks below. CIP requests that were not funded include:

Department	New Project Not Funded	Total CIP	
Airport	University of Dubuque Corporate Hangar Construction	$1,400,000	
Airport	University of Dubuque Parking Lot	$220,000	
Airport	Additional Terminal Parking	$2,001,775	
Airport	Construct Solar Photovoltaic System	$3,095,000	
Airport	Terminal Entrance Sign Regrading & Additional Lighting	$216,138	
CMO	Renew DBQ L/I Solar Pilot	$80,000	
CMO	Service Delivery Study	$72,500	
Public Works	Solid Waste Automated Vehicles	$2,610,423	
Public Works	Smart Lid Manhole Project	$150,000	
Sanitary Sewer	King Street Sanitary Sewer Reconstruction	$94,100	*
Stormwater	Century Drive Storm Sewer Reconstruction (Street Project)	$155,000	*
Parks	Eagle Point Park - Clear Trees From Bluff	$20,000	*
Parks	Eagle Point Park - Indian Room Restoration	$12,000	*
Parks	Madison Park - Flag Pole	$25,000	*
Parks	Town Clock Lighting	$10,000	
Parks	Miller Riverview Park - Install Irrigation at Veterans' Memorial Site	$10,000	*
Parks	Park Drinking Fountains	$40,000	*
Parks	Ecological Restoration	$20,000	
Parks	Parks - Replace Trash Cans	$40,000	*
Parks	Parks Fleet Automated Vehicle Location	$38,000	
Parks	Eagle Point Park - Accessible Walkway to the Log Cabin Pavilion	$356,000	*
Parks	Greenhouse - Remove Trees on Hillside	$25,000	*
Parks	Eagle Point Park - Develop Wading Pool Replacement Plans	$40,000	*
Parks	Roosevelt Park Redevelopment	$35,000	*
Parks	Replace Flag Poles in Major Parks	$50,000	*
Parks	Welcome Sign North	$6,000	

Department	New Project Not Funded	Total CIP	
Parks	Welcome Sign East	$54,000	
Parks	Maintenance Headquarters Storage Area	$85,000	
Parks	Valentine Park Pavilion Installation	$5,000	
Recreation	Multicultural Family Center Addition Remodel	$226,482	
Recreation	MFC and Human Rights Office Renovation	$175,000	
Recreation	City Department Office Space	$669,000	
Recreation	Port of Dubuque Flood Wall Dubuque Welcome Sign	$30,000	
Engineering	City Hall 3rd Floor Renovation	$1,225,000	
Streets	Landfill Access Frontage Road LED Street Lights	$400,000	
Streets	Pennsylvania Avenue and Radford Road Intersection Roundabout	$1,100,000	*
Streets	Pavement Rehabilitation - Dowel Bar Concrete Joint Repair	$1,608,000	*
Streets	Century Drive Reconstruction	$1,850,000	*
Streets	Roosevelt Street Improvements	$5,000,000	*
Streets	Washington Street Reconstruction - 7th to 9th	$680,000	*
Streets	8th Street Reconstruction - Jackson St. to White St.	$730,000	*
Streets	7th Street Reconstruction - Jackson St. to Iowa St.	$1,637,000	*
Streets	Hillcrest Road Sidewalks	$60,000	
Streets	TRAIL - Chavenelle Road to SW Arterial	$1,248,000	
Streets	JFK Road Resurfacing - John Wesley Dr. to Derby Grange Road	$155,000	*
	Total	**$27,759,418**	
	Total Deferred Maintenance	*$13,662,100*	

The CIP budget is the product of the hard work of a large number of people. It begins with department and division managers and their staff who prepared, ranked and updated the CIP requests. It extends to Boards and Commissions who review staff's recommendations and make modifications and establish priorities.

I wish to express my thanks to all who were involved in preparing the Fiscal Year 2021-2025 version of the City's Capital Improvement Program. Special thanks go to Director of Finance & Budget Jennifer Larson, Budget Analysts Rachel Kilburg, Elena Fox, and Kayla Morrison, City Manager's Office Manager Juanita Hilkin, City Manager's Office Secretary Stephanie Valentine and Finance Department Secretary Ella Lahey. I am proud of the work completed by City staff and the end-result. I hope after you have had an opportunity to review this document that you feel it is responsive to your priorities.

Attachment 1

FISCAL YEARS 2021-2025 CIP SOURCE OF FUNDS

To finance the CIP projects, a variety of funding sources are used. The following table shows the source of funds for each year of the 5 year CIP.

SOURCE OF FUNDS IN CAPITAL BUDGET	FY 2021	FY 2022	FY 2023	FY 2024	FY 2025	TOTAL	PERCENT
Current Revenue							
Rental Dwelling Rehab Loan Repayments	30,000	30,000	30,000	30,000	30,000	150,000	0.07%
Homeownership Loan Repayments	3,000	6,000	10,200	10,200	10,200	39,600	0.02%
Historic Preservation Loan Repayments	9,270	9,270	9,270	9,270	9,270	46,350	0.02%
Washington Neighborhood Loan Repayments	20,000	20,000	20,000	20,000	20,000	100,000	0.05%
Downtown Loan Pool Revolving Fund-Repayments	—	—	—	300,000	—	300,000	0.15%
Insurance and Other Reimbursements	30,000	40,000	25,000	25,000	25,000	145,000	0.07%
County Reimbursement	369,583	—	—	—		369,583	0.18%
Golf Revenue	—	20,000	—	10,000	10,000	40,000	0.02%
Subtotal Current Revenue	**461,853**	**125,270**	**94,470**	**404,470**	**104,470**	**1,190,533**	**0.59%**
Cable TV	3,070	—	—	3,070	3,070	9,210	0.00%
Internal Service Funds-City Garage	8,680	2,200	12,550	0	4,400	27,830	0.01%
Landfill Fund	2,550	36,600	13,700	7,000	950	60,800	0.03%
Transit Fund	4,580	—	—	16,478		21,058	0.01%
Parking Enterprise Fund	79,570	—	10,000	22,422	—	111,992	0.06%
Solid Waste Collection	604,175	528,628	542,034	319,142	476,124	2,470,103	1.23%
Sanitary Sewer Utility	934,407	1,350,487	548,680	1,722,477	3,259,933	7,815,984	3.91%
Stormwater Utility Fees	1,385,869	809,310	559,268	510,152	654,287	3,918,886	1.96%
Water Utility Fund	608,499	2,282,636	1,982,446	2,490,354	1,758,760	9,122,695	4.56%
Current Revenue-Utility/Enterprise	**3,631,400**	**5,009,861**	**3,668,678**	**5,091,095**	**6,157,524**	**23,558,558**	**11.77%**
Fund Balance	100,000	—	—	—	—	100,000	0.05%
Airport Customer Facility Charge	72,750	0	—	—	—	72,750	0.04%
Sales Tax 20%	1,460,273	570,617	501,000	565,962	885,610	3,983,462	1.99%
Sales Tax 30%	3,365,624	2,556,204	2,611,500	2,661,672	2,684,000	13,879,000	6.94%
SRF Bonds-Water Fund Abated	982,470	—	—	—	—	982,470	0.49%
SRF Bonds-Sewer Fund Abated	2,786,190	4,541,000	3,926,000	486,000	216,000	11,955,190	5.97%
SRF Bonds-Stormwater Abated	7,300,090	—	—	—	—	7,300,090	3.65%
GO Bonds - Solid Waste Collection	280,000	280,000	280,000	—	—	840,000	0.42%
GO Bonds-Sales Tax 20%	1,133,863	2,839,356	427,300	1,090,200	806,000	6,296,719	3.15%

SOURCE OF FUNDS IN CAPITAL BUDGET	FY 2021	FY 2022	FY 2023	FY 2024	FY 2025	TOTAL	PERCENT
GO Bonds - DICW	1,295,000	—	4,455,000	3,900,000	0	9,650,000	4.82%
GO Bonds-GDTIF	1,245,000	10,000,000	7,240,000	6,690,000	—	25,175,000	12.58%
Total Construction	**20,021,260**	**20,787,177**	**19,440,800**	**15,393,834**	**4,591,610**	**80,234,681**	**40.10%**
Community Development Funds	601,665	592,004	492,850	501,724	500,533	2,688,776	1.34%
FAA Total	360,180	4,275,000	4,725,000	2,297,945	241,200	11,899,325	5.95%
Federal HUD Resiliency Grant	10,912,419	674,000	—	—	—	11,586,419	5.79%
Federal Lead Paint Hazard Mitigation Grant	785,000	785,000				1,570,000	0.78%
Federal Transit Administration	13,796	—	—	—	—	13,796	0.01%
Federal Assistant	1,250,000	1,250,000			5,000,000	7,500,000	3.75%
Federal--STP Funds	1,853,000	—	—	—	—	1,853,000	0.93%
Total Federal	**15,776,060**	**7,576,004**	**5,217,850**	**2,799,669**	**5,741,733**	**37,111,316**	**18.55%**
Iowa Finance Authority	141,283	141,283	141,283	141,283	141,283	706,415	0.35%
Road Use Tax	2,028,680	170,000	55,000	0	24,636	2,278,316	1.14%
State Flood Mitigation Grant	4,811,008	3,519,592	—	220,000	—	8,550,600	4.27%
State Transit	17,140	—	—	18,189	—	35,329	0.02%
Other State Funding- IDOT & Trails Grants	2,168,250	2,297,200	4,310,000	—	—	8,775,450	4.39%
Total State	**9,166,361**	**6,128,075**	**4,506,283**	**379,472**	**165,919**	**20,346,110**	**10.17%**
DRA-Gaming Receipts	49,280	142,900	40,000	223,000	202,170	657,350	0.33%
DRA-Distribution of Surplus	2,711,375	2,476,982	2,603,519	2,546,731	1,940,440	12,279,047	6.14%
Total DRA	**2,760,655**	**2,619,882**	**2,643,519**	**2,769,731**	**2,142,610**	**12,936,397**	**6.47%**
Greater Downtown TIF Payments	2,468,876	2,404,275	3,105,998	719,000	1,195,000	9,893,149	4.94%
English Ridge Housing TIF Payments	415,544	200,006	229,133	250,414	325,917	1,421,014	0.71%
Rustic Point Housing TIF Payments	5,053	16,495	25,237	47,194	60,173	154,152	0.01%
South Pointe Housing TIF	215,802	191,230	268,318	377,230	634,076	1,686,656	0.01%
Dubuque Industrial West TIF Payments	2,105,000	—	1,135,547	807,351	300,000	4,347,898	2.17%
North Cascade Housing TIF Payments	1,237,190	502,865	557,252	619,626	673,988	3,590,921	1.79%
Total TIF Funds	**6,447,465**	**3,314,871**	**5,321,485**	**2,820,815**	**3,189,154**	**21,093,790**	**10.54%**
Private Participation	657,193	582,930	84,590	86,282	88,008	1,499,003	0.75%
Total Private	**657,193**	**582,930**	**84,590**	**86,282**	**88,008**	**1,499,003**	**0.75%**
Homeownership Sale Proceeds	155,000	200,000	260,000	360,000	360,000	1,335,000	0.67%
Ind. Parks Land Sales- Dubuque Industrial Center West	310,000	0	0	0	0	310,000	0.15%
Total Land Sales	**465,000**	**200,000**	**260,000**	**360,000**	**360,000**	**1,645,000**	**0.82%**
Special Assessments	360,000	30,000	30,000	30,000	30,000	480,000	0.24%
Total Spec. Assessment	**360,000**	**30,000**	**30,000**	**30,000**	**30,000**	**480,000**	**0.24%**

SOURCE OF FUNDS IN CAPITAL BUDGET	FY 2021	FY 2022	FY 2023	FY 2024	FY 2025	TOTAL	PERCENT
GRAND TOTAL	59,747,247	46,374,070	41,267,675	30,135,368	22,571,028	200,095,388	100.0%

FISCAL YEAR 2021 - 2025 CIP BUDGET GROUPED BY STATE PROGRAMS

The Fiscal Year 2021-2025 Capital Improvement Program totals $200,095,388. The following table summarizes expenditures for each State program by year.

FISCAL YEAR 2021-2025 CIP CAPITAL IMPROVEMENT PROGRAM

PROGRAM	FY 2021	FY 2022	FY 2023	FY 2024	FY 2025	5 YEAR TOTAL	PERCENT OF TOTAL
Public Safety	1,134,714	2,157,915	559,740	1,071,210	1,279,250	6,202,829	3.1%
Public Works	16,464,650	11,382,679	12,609,898	5,610,044	3,657,866	49,725,137	24.9%
Culture & Recreation	2,077,157	1,054,531	1,316,000	7,659,942	1,409,170	13,516,800	6.8%
Community & Econ. Devl.	6,002,104	4,063,480	7,939,240	8,347,568	3,089,907	29,442,299	14.7%
General Government	1,780,272	2,454,733	1,458,097	1,428,984	1,359,443	8,481,529	4.2%
Business Type	32,288,350	25,260,732	17,384,700	6,017,620	11,775,392	92,726,794	46.3%
TOTAL	59,747,247	46,374,070	41,267,675	30,135,368	22,571,028	200,095,388	100.0%

The State Mandated Budget Program Areas and the City Departments/Activities that fall under each of these areas are as follows:

Public Safety – Includes Police, Emergency Communication Center, Fire, Disaster Services, Health Services: Animal Control, Public Works: Flood Control, Building Services: Inspection
Public Works – Includes Airport, Public Works, Engineering
Health and Social Services – Human Rights, Health Services, Purchase of Services
Culture and Recreation – Parks, Civic Center, Conference Center, Recreation, Library, City Manager: Cultural Affairs
Community and Economic Development - Economic Development, Housing and Community Development, Planning Services, Purchase of Services, City Manager: Neighborhood Development
General Government – Building Services: City Hall/Annex Maintenance/Grand River Center Maintenance, City Council, City Manager, City Clerk, Finance, Cable TV, Legal, Information Services
Business Type – Water, Water Pollution Control, Parking Division, Transit, Public Works: Landfill, Engineering: Sewer, Stormwater, Finance: Meter Reads/Service

FISCAL YEAR 2021-2025 CIP BUDGET HIGHLIGHTS BY CITY COUNCIL GOALS & PRIORITIES

2025 CITY COUNCIL GOALS & CORRESPONDING PRIORITIES:

ROBUST LOCAL ECONOMY: DIVERSE BUSINESSES & JOBS WITH ECONOMIC PROSPERITY

Priority: Dream Center: Facilities & Programs
Priority classification: Top Priority
CIP projects supporting this Priority: Downtown Urban Renewal District Non-Profit ADA Assistance (p 279) FY20 and FY21 funds. This priority is also supported through the Proposed FY21 Operating Budget in the Economic Development Department.

Priority: Fountain of Youth: Funding
Priority classification: High Priority
CIP projects supporting this Priority: Downtown Urban Renewal District Non-Profit ADA Assistance (p 279) FY21 and FY22 funds to be used for the United Way building, where Fountain of Youth is located. This priority is also supported through the Proposed FY21 Operating Budget in the Economic Development Department.

VIBRANT COMMUNITY: HEALTHY & SAFE

Priority: Brain Health Strategy & Action Plan
Priority classification: High Priority
CIP projects supporting this Priority: This priority does not currently have funds dedicated.

LIVABLE NEIGHBORHOODS & HOUSING: GREAT PLACE TO LIVE

Priority: Four Mounds/HEART Program: Funding
Priority classification: High Priority
CIP projects supporting this Priority: Downtown Urban Renewal District Non-Profit ADA Assistance (p 279) FY22-FY25 funds.

FINANCIALLY RESPONSIBLE, HIGH-PERFORMANCE CITY ORGANIZAITON: SUSTAINABLE, EQUITABLE, AND EFFECTIVE SERVICE DELIVERY

Priority: Human Resources Policies & Handbook Revision
Priority classification: Top Priority
CIP projects supporting this Priority: This priority is also supported through the Proposed FY21 Operating Budget in the Human Resources Department and the City Managers Office.

Priority: Debt Reduction Plan: Re-Affirmation
Priority classification: High Priority
CIP projects supporting this Priority: This priority is addressed thoughout the budget process and in the adopted FY21 Budget & Fiscal Policy Guidelines.

SUSTAINABLE ENVIRONMENT: PRESERVING & ENHANCING NATURAL RESOURCES

Priority: Emerald Ash Borer Program
Priority classification: Top Priority
CIP projects supporting this Priority: Ash Tree Removal & Tree Replacement (p 48), Street Tree Program (p 49), Sidewalk Program - City Owned Property (p 235). This priority is also supported through the Proposed FY21 Operating Budget in the Leisure Services Department.

PARTNERSHIP FOR A BETTER DUBUQUE: BUILDING OUR COMMUNITY THAT IS VIABLE, LIVABLE & EQUITABLE

Priority: Imagine Dubuque: Implementation
Priority classification: Top Priority
CIP projects supporting this Priority: Implementation of specific recommendations addressed through the operating budget and various CIPs.

DIVERSE ARTS, CULTURE, PARKS AND RECREATION EXPERIENCES & ACTIVITIES

Priority: Dream Center: Facilities & Programs
Priority classification: Top Priority
CIP projects supporting this Priority: Downtown Urban Renewal District Non-Profit ADA Assistance (p 279) FY20 and FY21 fund. This priority is also supported through the Proposed FY21 Operating Budget in the Economic Development Department.

CONNECTED COMMUNITY: EQUITBLE TRANSPORTATION, TECHNOLOGY, INFRASTRUCTURE & MOBILITY

Priority: Major Street Improvement Plan: Project Priority & Funding
Priority classification: Top Priority
CIP projects supporting this Priority: Chavanelle Rd Reconstruction (p 218),North Cascade Rd Reconstruction (p 226), Cedar Cross Rd Reconstruction (p 228), Seippel Rd Reconstruction (p 229), Pavement Rehabilitation (p 230), Pavement Preservation Join Sealing (p 232), Rockdale Rd Reconstruction(p 233).

Priority: Parking Ramp Maintenance: Funding
Priority classification: Top Priority
CIP projects supporting this Priority: Port of Dubuque Ramp Major Maintenance (p 299), Locust/Iowa St Parking Ramp Repairs & Additional Parking (p 301). This priority is also supported through the Proposed FY21 Operating Budget in the Transportation Services Department.

Priority: Street Maintenance Program: Increased Funding
Priority classification: High Priority
CIP projects supporting this Priority: Asphalt Milling Program (p 143), Concrete Street Section Repair Program (p 149), Pavement Rehabilitation (p 230), Pavement Preservation Join Sealing (p 232).

Priority: Transit Vehicle Replacement Funding
Priority classification: High Priority

CIP projects supporting this Priority: Transit Vehicle Replacement (p 295), McFadden Farm Water Main Improvements (p 126).

MANAGEMENT AGENDA

The City Council also identified projects that were previously on the priority list but whose implementation has already begun and therefore these projects are now a part of the Dubuque 2019 - 2021 Management Agenda. These represent short-term projects for the City Manager and City of Dubuque staff and *have previously been budgeted in Fiscal Year* 2020 *or prior.*

2019-2021 Management Agenda items are identified under their corresponding City Council Goal:

Robust Local Economy

1) Equitable Poverty Prevention: Action Plan (Top Priority)
   This priority is being addressed through the FY20 Planning Services Operating Budget and Proposed FY21 Operating Budgets of various departments.

2) Industrial Park Development (Top Priority)
   This priority is addressed through proposed FY21 CIPs: Cottingham Road Water Main Extension & Highway Boring (p 105), McFadden Farm Water Main Improvement (p 126), McFadden Farm Sanitary Sewer Extension (p 166), Development of McFadden Properties (p 288), Kerper Boulevard Revitalization (p 283).

3) Dubuque Riverfront Master Plan (Corps of Engineers) (High Priority)
   This priority is addressed through the FY20 and Proposed FY21 CIPs: Riverfront Dock Expansion (p 247), Riverfront Leasehold Improvements (p 250).

4) Southwest Arterial Business Development (High Priority)
   This priority is being addressed through annexation efforts in the FY20 operating budget.

Vibrant Community

5) School Resource Officer: Implementation (High Priority)
   This priority is being addressed through the proposed FY21 Police Department Operating budget.

Livable Neighborhoods

6) CHANGE Program: True North Housing Initiative & Bee Branch Healthy Homes Resiliency Program (Top Priority)
   This program is being addressed through the FY20 and Proposed FY21 CIP: Bee Branch Healthy Homes Resiliency Grant (p 318).

7) Multi-Tiered Housing Inspection Program (Top Priority)
   This priority is being addressed through the FY20 and proposed FY21 Housing & Community Development Department Operating budget.

Financially Responsible, High Performance City Organization

8) Citywide Departmental Work Order System Implementation (High Priority)
This priority is being addressed through the FY20 and proposed FY21 operating budgets in several departments.

7) Innovation and Entrepreneurial Strategy (High Priority)
This priority is being addressed through the FY20 and Proposed FY21 City Manager's Office Operating Budget.

Sustainable Environment

8) Bee Branch Creek: Next Steps (Top Priority)
This priority is being addressed through the FY20 and proposed FY21 CIPs: Bee Branch Creek RR Culverts (p 197), Bee Branch Creek Gate & Pump Replacement (p 199), HUD National Disaster Resiliency Competition (p 318).

9) Water & Resource Recovery Center: Nutrient Trading (High Priority)
This priority is being addressed through the proposed FY21 CIP: Activated Sludge Process Improvements (p 129).

Partnership For A Better Dubuque

9) School Resource Officer: Implementation (High Priority)
This priority is being addressed through the proposed FY21 Police Department Operating budget.

Diverse Arts, Culture, Parks & Recreation Experiences & Activities

10) Leisure Services Facilities Deferred Maintenance Assessment (Top Priority)
This priority is being addressed through the proposed FY21 CIP: Leisure Services Facility/Deferred Maintenance Assessment (p 75).

11) Park Development Projects for Non-TIF (Tax-Increment Financing), Donated Park Sites (Top Priority)
This priority is being addressed through proposed FY21 CIPs: Westbrook Park Phase II (p 13), North Fork Trail (p 14), Pebble Cove (p 15).

Connected Community

13) Traffic Signal Synchronization/STREETS (Top Priority)
This priority is being addressed through the proposed FY21 CIP STREETS Traffic Control Project (p 268).

MANAGEMENT IN PROGRESS AND MAJOR PROJECTS:

The following are projects that were identified as the 2019 - 2021 Management in Progress and Major Projects by the City Council and are included in the 2021 CIP budget according to one of the Council's goals.

2019 - 2021 Management in Progress

Management in Progress are items that were previously a City Council Goal and are now in the implementation phase. These items are included in the existing FY 2020 and proposed FY 2021 Operating budgets unless noted for additional funding. The items are identified under their corresponding City Council Goal:

Robust Local Economy

- Business Development at the Airport: University of Dubuque
- GDDC Retail Attraction Strategy
- Downtown Housing Creation Strategy
- Riverfront Lease Sites
- Federal Opportunity Zones
- Brownfield Grants
- FAA Supplemental Funding: FY21 CIP *Rehabilitate Taxiway A (p 135)*
- Air Charters to Leisure Destinations

Vibrant Community

- Police Reaccreditation
- Humane Society Contract Renewal
- WRRC Certification of Environmental Laboratory
- CAD Connection to City Cameras Network: FY21 CIPs - *Traffic Signal Fiber Optic Network Program (p 269)*
- *Traffic Camera System: ITS Traffic Control Equipment (p 270), Traffic Signal Vehicle Detection Conversion (p 271), Camera Systems Technician Improvement Package (Engineering)*
- School Safety and Security Plan and Protocols
- Dispatcher Training Program
- Communication National Quality Assurance
- Healthcare for Residents from Pacific Islands
- Smart 911 Personal and Building Profile Marketing
- Quick Response Pumper
- Fire Accreditation
- Police Officer Recruitment & Retention
- P25 Radio System Building & Implementation
- Panic Button for City
- Ambulance Staffing Alternatives
- Police Department Transition to New Caliber Weapons

Livable Neighborhoods & Housing

- Barrington Lakes Reservoir Abandonment: *Westside Water System Service Line Installation/Fire Hydrant Install/Purchase (p 99)*
- Code Enforcement Accela Program
- Downtown Commercial Buildings Evaluation & Assessment Project

Financially Responsible, High Performance City Organization

- 3rd St Data Center
- ADA Compliance Transition
- Aerial Photography & Control Monumentation: FY21 CIPs - *Aerial Orthophotography and LiDAR Data Collection (p 321)*
- Cartegraph OMS System Asset Management Expansion: FY21 CIPs - *Improvement package: Software licenses (Water)*
- Certified Financial Report Software Conversion
- City Website: Redesign
- Community Resident Survey and Actions
- Diverse Applicants Recruitment Strategy
- Financial Management Software: Study & Draft RFP
- Heath Benefits Consulting and Actuarial Services
- High Performing Organization/Outcome-driven Decision-making
- Indirect Rate for Grants
- Internal Liquor License Approval Process
- InVision Facility Management Software
- I-Net Connection for Remote Site
- Liquor License Process
- New Employee and Promoted Employee Orientation and Support Program
- Paperless Accounts Payable Workflow Development & Implementation
- Workers Compensation Claims Management

Sustainable Environment

- Community Climate Action & Resiliency Plan: FY21 CIP - *Municipal & Community Greenhouse Gas Inventory and Climate Action Planning (p 322)*
- Flood Control System: FY21 CIP - *Corps of Engineers Project Approval: Floodwall Post-Flood Repair Program (p 145)*
- FOG Program
- Glass Collection Drop-off Programs
- Growing Sustainable Communities Conference
- Lead & Copper Rule Compliance Water Sampling & Testing
- Public Education on Bikeable/Walkable Dubuque
- Sanitary Sewer System Condition Assessment
- Sewer Infrastructure Asset Management Plan

Partnership for a Better Dubuque

- 2020 Census Complete Count
- Campaign for Grade Level Reading: Community Solution Action Plan
- City Racial Equity Toolkit: Results-based Accountability
- Civic Action Plan & Civic Leaders Program
- Equity Training for City Staff
- My Brother's Keeper
- Welcoming & Connecting with New Residents Program (GDDC)

Diverse Arts, Culture, Parks, and recreation Experiences and Activities

- All Community Reads Event
- Americorps
- Changing Lives Through Literature Program
- EB Lyons Center Partnership Development
- Library Marketing Campaign
- Pollinator Habitat in Park System

Connected Community

- ADA Pads for Bus Stops: FY21 CIP - *Bus Stop Improvements (p 297)*
- BUILD Grants & Other Grants
- Bus Routes: Update Maps
- Comprehensive Pavement Preservation Plan
- Downtown Parking Ordinance
- Ramps Structural Analysis
- Smart Tool for Integrated Parking Platform
- Smart Technology for Transportation Data Collection
- Transportation Customer App
- WiFi in Fixed Routes
- WiFi in Intermodal & Intermodal Lobby

2018 - 2020 Major Projects

Robust Local Economy

- Dmarc Relocation [Phone Lines from Old Terminal]
- Old Air Terminal Demolition

Vibrant Community

- Crescent Community Health Center: Clinic Construction
- Fire Headquarters and Stations ADA Compliance
- Fire Station HVAC and Lighting Improvements

- Multicultural Family Center Construction

Livable Neighborhoods and Housing

- Lowell Street Retaining Wall Repair: Funding: FY21 CIP - *Lowell Street Retaining Wall (p 242)*
- Historic Millwork District Parking Lot and Signage

Financially Responsible, High Performance City Organization

- City Hall Sidewalks Heating System
- City Hall Annex Windows Replacement

Sustainable Environment

- 17th St/W Locust HUD Resiliency Storm Sewer Improvement Project
- 22nd/Kaufman Ave HUD Resiliency Storm Sewer Improvement Project
- Bee Branch Culvert Project Under Railroad
- Bee Branch Gates/Pump Station
- Cell 9 Landfill Project: Phase 4
- Fire Hydrants Installation [former Vernon Water System]
- Pressure Reducing Valve Implementation
- Sanitary Forcemain/Riverbank Stabilization Project (US Corps of Engineers)
- SCADA Overhaul: Water: FY21 CIP - *SCADA & Communications Infrastructure Improvement Project (p 108)*
- Roosevelt Street Water Tower Project
- Vernon Well Abandonment
- WRRC Outfall Manhole Reconstruction
- Water Tank Inspection Program & Maintenance: FY21 CIP - *Water Storage Maintenance Program (p 115)*
- Water Lines Extension - SW Arterial: FY21 CIP - *Southwest Arterial Water Main Extension (p 106)*
- West 3rd St Generator

Partnership for a Better Dubuque

There are many existing FY20 and proposed FY21 operating budget items and capital improvement projects in management supporting this city goal goal.

Diverse Arts, Culture, Parks and Recreation Experiences and Activities

- Bunker Hill Golf Course Irrigation: FY21 CIP - *Bunker Hill Replace Irrigation System (p 69)*
- Comiskey Park Renovation: FY21 CIP - *Re-Imagine Comiskey Park (p 19)*
- Eagle Point Park Environmental Restoration Project
- English Ridge & Eagle Valley Subdivision Parks: FY21 CIP - *Eagle Valley Park Development (p 12)*
- Grand River Center: Upgrade Projects: FY21 CIP - *Conference Center CIPS (p 78-95)*
- Miracle League Complex
- Veterans Pond: Dedication

Connected Community

- Chavanelle Road Hike/Bike Trail: FY21 CIP - *Chavenelle Road Reconstruction (p 218)*
- Chavenelle Road Rehabilitation: FY21 CIP - *Chavenelle Road Reconstruction (p 218)*
- Four-laning SW Arterial: FY21 CIP - *Southwest Arterial Project (p 221)*
- Highway 52 Repaving
- North Cascade Reconstruction (to Timber Hyrst Subdivision) & Water Main Extension: FY21 CIP - *North Cascade Road Reconstruction (p 226),*
- NW Arterial Upgrade (IDOT)
- Parking Lot Re-striping
- Roundabouts [3]: FY21 CIP - *East-West Corridor Capacity Improvements (p 216)*
- Washington Street Improvements (7th to 9th)

Attachment 4

Source of Funds and Important Details

The Fiscal Year 2021-2025 CIP presents a financial plan that reflects a $276,674 general fund property tax levy supported annual debt service for the FY 2010 purchase of a replacement pumper truck ($1,035,000) and the FY 2016 franchise fee litigation settlement judgment bond ($2,800,000). No other borrowings included in the Fiscal Year 2021-2025 CIP utilize a debt service levy. It is anticipated that other borrowing from non-utility funds can and will be minimized by using other sources of funds such as future DRA annual distributions of operating surplus and sales tax revenue.

The following important details are about the source of funds:

UTILITIES

Stormwater

The Stormwater Utility was formed on July 1, 2003, to update and expand the City's aging infrastructure, comply with the National Pollution Discharge Elimination System (NPDES) Municipal Separate Storm Sewer System (MS4) permit, and implement the various elements of the 2001 Drainage Basin Master Plan Stormwater Management Plan (amended in 2013), which outlined improvements in both the Catfish Creek and Bee Branch watersheds. The City has been able to garner support from local, state, and federal partners with over $163 million in outside funding to help offset the cost of the overall $232 million project. Since 2001, the City has made steady progress on the various phases of the project.

In January 2016, the State was awarded $95.7 million in HUD National Disaster Resiliency Competition grant funds (HUD NDR Grant). Per the award, the City of Dubuque is to receive $8.4 million for a comprehensive "Bee Branch Healthy Homes Resiliency Program" to help residents address residual impacts from the flooding experienced within the Bee Branch Watershed. The City is also to receive $23.1 million for design and construction of storm water infrastructure improvements associated with the Bee Branch Watershed Flood Mitigation Project. The HUD NDR Grant infrastructure improvements are as follows:

- Upper Bee Branch Creek Restoration Railroad Culvert Improvements involving the installation of culverts from the Lower Bee Branch Creek, through Canadian Pacific Railway property, to the Upper Bee Branch north of Garfield Avenue;

- 22nd Street/Kaufmann Ave Storm Sewer Improvements involving the installation of a large diameter storm sewer from 22nd & Elm up Kaufmann Avenue towards the Kaufmann & Kane intersection as funding allows. The work includes inlets and local sewer connections to the storm sewer and the complete reconstruction of the street and other underground utilities along street right-of-way corridor.

- 17th Street/W. Locust Street Storm Sewer Improvements involving the installation of a 96-inch diameter pipe from the Lower Bee Branch Creek through the Canadian Pacific Railway tracks to 17th Street then to the west along 17th Street and finally west along W. Locust Street towards Rosedale Avenue as funding allows. The work includes inlets and local sewer connections to the storm sewer and the complete reconstruction of the street and other underground utilities along street right-of-way corridor.

In October of 2016, the City Council adopted Resolution 362-16. It rescinded Resolution 176-15 which outlined the construction schedule of various phases of the Bee Branch Watershed Flood Mitigation Project. Resolution 362-16 also authorized the execution of the contract with the Iowa Economic Development Authority in order for the City to utilize the $23,309,600 HUD NDR Grant funds for the administration, design, and construction of Bee Branch Watershed Flood Mitigation Project improvements.

Per the contract, the City must contribute the previously budgeted $21,600,000 for the infrastructure improvements as local, direct leverage. The City also must provide $38,219,000 in supporting leverage, monies that the City previously budgeted for and has been utilizing to construct the Lower Bee Branch Creek Restoration Project, the Upper Bee Branch Creek Restoration Project, and the SRF Green Alleys constructed over the past couple of years. Finally, in order to receive and utilize the funding, the City must construct all the improvements by September 30, 2021.

In order to ensure that the improvements related to the grant are completed by the deadline, adjustments were necessary to the funding schedule previously established by Resolution 176-15 for other phases of the Bee Branch Watershed Flood Mitigation Project (Flood Mitigation Project). The table below compares the funding schedule for the various phases of the Flood Mitigation Project established through the adoption of Resolution 176-15 to an updated, adjusted schedule that will ensure adherence to the terms of the Contract.

The following chart shows a Comparison of the funding schedule for the various phases of the Flood Mitigation Project established through the adoption of Resolution 176-15 to an updated, adjusted schedule that will ensure adherence to the terms of the HUD National Disaster Resilience Competition Grant Contract:

Improvements	Schedule Established by Res. 176-15	Adjusted Construction Schedule Milestones	Status
Flood Mitigation Gate Replacement	2015	2022*	Under Design
Lower Bee Branch Creek Restoration	2015	2016-2017	Complete
Upper Bee Branch Creek Restoration	2015-2016	2015-2017	Complete
Bee Branch Creek Railroad Culverts	2019	2019-2021	Ready to Bid
North End Storm Sewers	2017	2028-2030	
22nd Street Storm Sewer	2017	2017-2021	Under Construction
Flood Mitigation Maintenance Facility	2015-2017	2024-2027	Under Design
17th Street Storm Sewer	2019-2021	2018-2021	Under Construction
Water Plant Flood Protection	2022-2023	2029-2030	
Pervious Pavement Systems (Green Alleys)	2023-2040	2015-2040	80 of 240 Complete

***Due to the possibility of additional grant funding from the Corp of Engineers and the U.S. Economic Development Administration, the Flood Gates have been delayed from FY 2017**

The adopted Fiscal Year 2021-2025 Capital Improvement Program Budget includes $4,847,483 for the 22nd Street Storm Sewer Improvements Project (Phase 8 of the Bee Branch Watershed Flood Mitigation Project) to improve the storm sewer system from Elm Street west across Central Avenue and up Kaufmann Avenue towards Kane Street. Exact limits to be determined by available funding. The HUD National Disaster Resiliency grant provides funding for this effort.

The adopted Fiscal Year 2021-2025 Capital Improvement Program Budget includes $3,270,455 for the 17th Street Storm Sewer Improvements Project (Phase 12 of the Bee Branch Watershed Flood Mitigation Project) to construct a large diameter storm sewer along 17th Street from the Bee Branch Creek to West Locust Street. The HUD National Disaster Resiliency grant provides funding for this effort.

The adopted Fiscal Year 2021-2025 Capital Improvement Program Budget includes $22,446,573 for the culverts under the Canadian Pacific Railway property as part of the Bee Branch Creek Restoration Project (Phase 7 of the Bee Branch Watershed Flood Mitigation Project). The HUD National Disaster Resiliency grant provides funding for this effort.

The adopted Fiscal Year 2021-2025 Capital Improvement Program Budget includes $220,000 for the Flood Control Maintenance Facility as part of the Bee Branch Creek Restoration Project (Phase 9 of the Bee Branch Watershed Flood Mitigation Project).

Direct City leverage totals $21,600,000; these funds have already been committed to the Bee Branch Watershed Flood Mitigation Project and were reflected in the adopted Fiscal Year 2017-2021 Capital Improvement Program Budget.

Fiscal Year 2021 will be the thirteenth fiscal year that the Stormwater Fund is recommended to be fully funded by stormwater user fees. The General Fund will continue to provide funding for the stormwater fee subsidies that provide a 50% subsidy for the stormwater fee charged to property tax exempt properties, low-to-moderate income residents, and a 75% subsidy for the stormwater fee charged to residential farms. The FY 2021 Stormwater User Fee is proposed to increase from $8.29 per SFU to $8.85 per SFU, a 2.49% increase, consistent with Ordinance 16-14 passed on March 5, 2014.

	FY 2016	FY 2017	FY 2018	FY 2019	FY 2020	FY 2021	FY 2022
Adopted Per Ordinance 21-12	$8.50	$9.00	$9.00	$9.00	$9.00	$9.00	$9.00
Adopted Per Ordinance 16-14	$6.38	$6.81	$7.27	$7.76	$8.29	$8.85	$9.00
% Decrease From Ordinance 21-12	-24.94%	-24.33%	-19.22%	-13.78%	-7.89%	-1.69%	0%

* The recommended rates for FY16 through FY20 reflect the rates previously established by Ordinance 16-14 following the State's approval of $98.5 million in State Flood Mitigation state sales tax increment funds for the Bee Branch Watershed Flood Mitigation Project. Ordinance 21-12 was the ordinance adopted prior to the City receiving the Flood Mitigation grant.

Water

Water revenue represents a portion of the monthly water bill that goes for maintenance, repair, replacement and improvement of the Eagle Point Water Plant and water distribution system on a pay-as-you-go basis for all projects except the major extensions. The annual payment to the depreciation fund in Fiscal Year 2020 is $400,000. The Fiscal Year 2021-2025 CIP anticipates $608,499 in Fiscal Year 2021, $2,282,636 in Fiscal Year 2022, $1,982,446 in Fiscal Year 2023, $2,490,354 in Fiscal Year 2024, and $1,758,760 in Fiscal Year 2025.

Water State Revolving Fund Loans will be used to finance sewer projects in FY 2021-2025 as follows: $982,470 FY 2021; $0 FY 2022; $0 FY 2023; $0 FY 2024; and $0 FY 2025. The debt service related to the total $982,470 State Revolving Fund Loans over the 5-years will be paid from water fees and offset by reduced payments to Depreciation (Construction Fund). The State Revolving Fund Loans support such projects as Public Lead Line Water Main Replacement, Wells, Well Field, & Well Transmission, SCADA and Communications, and Water Treatment Plant Condition Assessment

Prior to FY 2013, the General fund has been subsidizing a portion of the utility funds use of administrative services such as Engineering administration, Engineering Project Management, Finance accounting services, Economic Development, Planning Services, Workforce Development, City Clerk services, Legal services, City Manager's Office including Budget, Geographic Information Systems, Sustainability, Neighborhood Development, Arts and Cultural Affairs and Personnel. Prior to FY 2013, the Engineering department estimated the amount of time spent on projects and allocated that time to an Internal Service Fund which is then allocated to the various capital improvement projects that the personnel work on. The remaining time not allocated to the Internal Service Fund was considered administrative and has been charged to the General Fund. In addition, administrative departments such as the City Manager's Office, Legal, Planning, Economic Development, City Clerk's Office and Workforce Development recharged expenses based upon each enterprise fund's percent of the City-wide operating budget, excluding debt service. The accounting activity of the Finance Department has not been recharged to the other funds with exception of payroll and loan processing, parking tickets and landfill billing.

Beginning in FY 2013, additional overhead recharges to the utility funds is being phased in over several years. Engineering administrative and project management expenses that are not recharged to capital projects will be split evenly between the Water, Sewer, Stormwater and General Funds. Finance accounting expenses and all other administrative departments such as Economic Development, Planning, Workforce Development, City Clerk, Legal Services and City Manager's Office will be split evenly between Water, Sewer, Stormwater, Refuse Collection and General Funds, with overhead costs being shared by the Landfill and Parking. This will be fully implemented over time.

Beginning in Fiscal Year 2018, Neighborhood Development, Economic Development and Workforce Development expenses will not be recharged to utility funds. In addition, the Landfill will not be recharged GIS and Planning expenses.

The Water Fund's share of the City's administrative overhead is 18.75%. In FY 2021, the Water Fund will only support 2.98%% of administrative overhead.

The water fees in FY 2021 are recommended to increase 5.0%; 5.0% for operating needs and 0% for capital needs.

Sewer

Sewer revenue represents a portion of the monthly sewer bill that goes for the maintenance, repair, replacement and improvement of the Water & Resource Recovery Center Plant; lift stations, and sewer lines on a pay-as-you-go basis. The annual payment to the depreciation fund in Fiscal Year 2020 was $458,758. The Fiscal Year 2021-2025 CIP anticipates $934,407 in Fiscal Year 2021, $1,350,487 in Fiscal Year 2022, $548,680 in Fiscal Year 2023, $1,722,477 in Fiscal Year 2024 and $3,259,933 in Fiscal Year 2025.

Sanitary Sewer State Revolving Fund Loans will be used to finance sewer projects in FY 2021-2025 as follows: $2,786,190 FY 2021; $4,541,000 FY 2022; $3,926,000 FY 2023; $486,000 FY 2024; and $216,000 FY 2025. The debt service related to the total $11,955,190 State Revolving Fund Loans over the 5-years will be paid from sewer fees and offset by reduced payments to Depreciation (Construction Fund). The State Revolving Fund Loans support such projects as Asset Management Plan, Sanitary Sewer Extension to Existing Developments, Cedar and Terminal Mains and Lift, Final Clarifier, and High Strength Storage.

The sewer fees in FY 2021 are recommended to increase 5.0%; 5.0% for operating needs and 0% for capital needs.

Prior to FY 2013, the General fund has been subsidizing a portion of the utility funds use of administrative services such as Engineering administration, Engineering Project Management, Finance accounting services, Economic Development, Planning Services, Workforce Development, City Clerk services, Legal services, City Manager's Office including Budget, Geographic Information Systems, Sustainability, Neighborhood Development, Arts and Cultural Affairs and Personnel. Prior to FY 2013, the Engineering department estimated the amount of time spent on projects and allocated that time to an Internal Service Fund which is then allocated to the various capital improvement projects that the personnel work on. The remaining time not allocated to the Internal Service Fund was considered administrative and has been charged to the General Fund. In addition, administrative departments such as the City Manager's Office, Legal, Planning, Economic Development, City Clerk's Office and Workforce Development recharged expenses based upon each enterprise fund's percent of the City-wide operating budget, excluding debt service. The accounting activity of the Finance Department has not been recharged to the other funds with exception of payroll and loan processing, parking tickets and landfill billing.

Beginning in FY 2013, additional overhead recharges to the utility funds is being phased in over several years. Engineering administrative and project management expenses that are not recharged to capital projects will be split evenly between the Water, Sewer, Stormwater and General Funds. Finance accounting expenses and all other administrative departments such as Economic Development, Planning, Workforce Development, City Clerk, Legal Services and City Manager's Office will be split evenly between Water, Sewer, Stormwater, Refuse Collection and General Funds, with overhead costs being shared by the Landfill and Parking. This will be fully implemented over time.

Beginning in Fiscal Year 2018, Neighborhood Development, Economic Development and Workforce Development expenses will not be recharged to utility funds. In addition, the Landfill will not be recharged GIS and Planning expenses.

The Sanitary Sewer Fund's share of the City's administrative overhead is 18.75%. In FY 2021, the Sanitary Sewer Fund will support 18.75% of the administrative overhead.

Parking
Parking revenue represents three primary sources: (a) the balance of prior year depreciation funds set aside for the maintenance and repair of parking ramps; (b) future payments to the depreciation fund for repair and maintenance of the parking system (there are no budgeted payments to the depreciation fund in future years due to using existing cash balance); and (c) interest income.

A $18.5 million Greater Downtown TIF borrowing is anticipated in FY 2021-2025 for additional downtown parking ramp and other downtown projects. New debt service will be paid from the Greater Downtown TIF fund.

The Greater Downtown TIF will support parking related debt in the downtown as follows: $280,000 in FY 2021; $280,000 in FY 2022; $280,000 in FY 2023; $280,000 in FY 2024; and $280,000 in FY 2025.

Prior to FY 2013, the General fund has been subsidizing a portion of the utility funds use of administrative services such as Engineering administration, Engineering Project Management, Finance accounting services, Economic Development, Planning Services, Workforce Development, City Clerk services, Legal services, City Manager's Office including Budget, Geographic Information Systems, Sustainability, Neighborhood Development, Arts and Cultural Affairs and Personnel. Prior to FY 2013, the Engineering department estimated the amount of time spent on projects and allocated that time to an Internal Service Fund which is then allocated to the various capital improvement projects that the personnel work on. The remaining time not allocated to the Internal Service Fund was considered administrative and has been charged to the General Fund. In addition, administrative departments such as the City Manager's Office, Legal, Planning, Economic Development, City Clerk's Office and Workforce Development recharged expenses based upon each enterprise fund's percent of the City-wide operating budget, excluding debt service. The accounting activity of the Finance Department has not been recharged to the other funds with exception of payroll and loan processing, parking tickets and landfill billing.

Beginning in FY 2013, additional overhead recharges to the utility funds is being phased in over several years. Engineering administrative and project management expenses that are not recharged to capital projects will be split evenly between the Water, Sewer, Stormwater and General Funds. Finance accounting expenses and all other administrative departments such as Economic Development, Planning, Workforce Development, City Clerk, Legal Services and City Manager's Office will be split evenly between Water, Sewer, Stormwater, Refuse Collection and General Funds, with overhead costs being shared by the Landfill and Parking. This will be fully implemented over time.

Beginning in Fiscal Year 2018, Neighborhood Development, Economic Development and Workforce Development expenses will not be recharged to utility funds. In addition, the Landfill will not be recharged GIS and Planning expenses.

The Parking Fund's share of the City's administrative overhead is 6.93%. In FY 2021, the Parking Fund will support 1.74% of the administrative overhead.

Solid Waste Collection Activities
Solid waste collection activities revenue represents a portion of the monthly refuse bill that goes for the purchase of solid waste collection vehicles. The annual payment to the depreciation fund in Fiscal Year 2020 was $510,000 and will be $604,175 in FY 2021, $528,628 in FY 2022; $542,034 in FY 2023; $319,142 in FY 2024; and $476,124 in FY 2025.

The Solid Waste Collection will support solid waste related debt for City Issued Tipper Carts as follows: 280,000 in FY 2021; 280,000 in FY 2022; 280,000 in FY 2023.

Prior to FY 2013, the General fund has been subsidizing a portion of the utility funds use of administrative services such as Engineering administration, Engineering Project Management, Finance accounting services, Economic Development, Planning Services, Workforce Development, City Clerk services, Legal services, City Manager's Office including Budget, Geographic Information Systems, Sustainability, Neighborhood Development, Arts and Cultural Affairs and Personnel. Prior to FY 2013, the Engineering department estimated the amount of time spent on projects and allocated that time to an Internal Service Fund which is then allocated to the various capital improvement projects that the personnel work on. The remaining time not allocated to the Internal Service Fund was considered administrative and has been charged to the General Fund. In addition, administrative departments such as the City Manager's Office, Legal, Planning, Economic Development, City Clerk's Office and Workforce Development recharged expenses based upon each enterprise fund's percent of the City-wide operating budget, excluding debt service. The accounting activity of the Finance Department has not been recharged to the other funds with exception of payroll and loan processing, parking tickets and landfill billing.

Beginning in FY 2013, additional overhead recharges to the utility funds is being phased in over several years. Engineering administrative and project management expenses that are not recharged to capital projects will be split evenly between the Water, Sewer, Stormwater and General Funds. Finance accounting expenses and all other administrative departments such as Economic Development, Planning, Workforce Development, City Clerk, Legal Services and City Manager's Office will be split evenly between Water, Sewer, Stormwater, Refuse Collection and General Funds, with overhead costs being shared by the Landfill and Parking. This will be fully implemented over time.

Beginning in Fiscal Year 2018, Neighborhood Development, Economic Development and Workforce Development expenses will not be recharged to utility funds. In addition, the Landfill will not be recharged GIS and Planning expenses.

The Solid Waste Fund's share of the City's administrative overhead is 18.75%. In FY 2021, the Solid Waste Fund will support 17.44% of the administrative overhead.

The solid waste collection fees in FY 2021 are recommended to increase 7.68%.

GENERAL FUND

The current revenue amount of $1,190,533 (0.59% of CIP Total) during the five-year period represents $40,000 in golf funds for improvements to the Bunker Hill Golf Course, $46,350 in Historic Preservation Loan repayments, $150,000 in Rental Dwelling Rehab Repayments, $300,000 in Greater

Downtown Loan Pool Repayments, $100,000 in Washington Neighborhood Loan Repayments, $145,000 in insurance and other reimbursements, $369,583 in Dubuque County reimbursement, and $39,600 in repayments to the Homeownership Loan Program.

LOCAL OPTION SALES TAX (LOST)

The local option Sales and Services Tax approved by the voters on February 2, 1988, provided that 20 percent of the proceeds would be used for: (a) the upkeep of City-owned property such as sidewalks, steps, storm sewers, walks, curbs, traffic signals and signs, bridges, and buildings and facilities; (b) transit equipment such as buses; (c) riverfront and wetland developments; and (d) economic development projects. This portion of the Sales and Services Tax shows up on the CIP Source of Funds Summary as “Sales Tax (20%)” totals $3,983,462 and represents 1.99% of the total CIP.

The local option Sales and Services Tax approved by the voters on February 2, 1988, provided that 30 percent of the proceeds would be used to: (a) reduce street special assessments by at least 75 percent; and (b) maintain and repair streets. This portion of the Sales and Services Tax shows up on the CIP Source of Funds Summary as “Sales Tax/Street Projects (30 percent)” and totals $13,879,000, or 6.94% of the total CIP.

GAMING

DRA payments represent 0% in FY 2021 of the projected gaming taxes, rent, and admissions from the race track, slots and riverboat operations ($657,350 or 0.33% of the total CIP) over the five-year period. When practical in future years, additional revenues will be moved to capital from operating. To the extent that there is any revenue shortfall in future years, capital projects will be eliminated or deferred. DRA distribution revenue projections ($12,279,047 or 6.14% of the total CIP) are discounted consistent with the adopted budget guidelines by 5% in FY 2023, 10% in FY 2024 and 15% in FY 2025.

As reported in prior years, with the reduction in the Dubuque Racing Association’s market impacts the City’s lease payment from the DRA. The City’s estimated lease payments through FY 2025 have been reduced $27.2 million based on projections from the DRA. These adjustments to the City budget were made through current years and prior year’s budgeting processes.

In Calendar Year 2019, gross gaming revenues were down .11% for the DRA and the Diamond Jo is up 2.27%. Overall, the Dubuque gaming market is up 1.27%. The DRA showed increases in hotel room revenue, food and beverage sales and entertainment ticket sales.

The Iowa Legislature passed Sports Betting Legislation in June 2019. DRA started Retail (On-Site) on August 27, 2019 with Mobile Wagering starting on November 12, 2019. Diamond Jo Casino started Sports Betting Retail in September 2019 and is working to start mobile wagering in early 2020. DRA had $470,000 in Sports Book revenue during 2019. With an amended lease, the City will begin receiving 0.5% of the handle from Sports Betting in FY 2021.

FEDERAL FUNDING

Community Development Block Grant (CDBG)
The Fiscal year 2021-2025 CIP anticipates that Community Development Block Grant (CDBG) funds will be $601,665 in FY 2021; $592,004 in 2022; $492,850 in FY 2023; $501,724 in FY 2024; and $500,533 in FY 2025 (1.34% of the total CIP). CDBG is budgeted at the same funding level as FY 2020.

Federal Aviation Administration (FAA)
The FAA funding of $11,899,325 (5.95% of the total CIP) provides 90 percent match on most airfield related improvements. The Fiscal Year 2021-2025 budget includes reconstruct taxiway A and extend runway 18/36.

Federal Transit Administration (FTA)
The FTA funding of $13,796 (0.01% of the total CIP) provides for the federal share of onboard security cameras.

Federal STP Funds (0.93% of Total CIP)
Federal funds are anticipated for the STREETS Traffic Control Project ($1,748,000); and Northwest Arterial East Bound Turn Lane to JFK ($105,000).

Federal Lead Paint Hazard Mitigation Grant (0.78% of Total CIP)
Federal funds for the Lead Paint Hazard Mitigation program awarded in FY 2019 with funding budgeted as follows: $785,000 in FY 2021; and 785,000 in FY 2022.

Federal HUD Resiliency Grant (5.79% of Total CIP)
The U.S. Department of Housing and Urban Development (HUD) has awarded the City of Dubuque $31.5 million to assist Bee Branch Watershed homeowners in repairing and “flood-proofing” their homes and for stormwater infrastructure improvements. A total of $8.4 million was provided for the rehabilitation of up to 320 housing units, including owner-occupied homes, single-unit rentals, and small, multi-family residential units, all within the targeted Bee Branch Watershed areas and $23.1 million for the installation of culverts through the railroad property lying between the upper and lower sections of the Bee Branch Creek, storm sewer improvements on 17th Street & West Locust Street, and storm sewer improvements on 22nd Street & Kaufmann Avenue.

STATE FUNDING

Road Use Tax
Road Use Tax Funds (RUTF) of $2,278,316 (1.14% of the total CIP) over five years represents the balance of annual payments not required for support of the operating budget and funds that had been reserved to finance high priority transportation projects. The Iowa Department of Transportation (IDOT) provides annual projections on the amount of RUTF the City of Dubuque will receive over the next five years based on a per capita amount. The State Road Use Tax Fund consist of revenues from fuel tax, vehicle registration fees, use tax, driver’s license fees and other

miscellaneous sources and is distributed to cities on a per capita basis. It should be noted that in FY 2010, the Iowa Department of Revenue increased Road Use Tax Funds (RUT) as a result of higher vehicle registration fees passed into law in 2008. The gas tax was increased ten cents beginning in February 2015. The city is estimated to receive $37,120,941 for FY 2021-2025.

Sales Tax Increment Revenue
The City secured a $98.5 million grant through the State of Iowa Flood Mitigation program funded by 70% of the sales tax increment revenue received from the State of Iowa's 5% portion of sales tax received from sales in the City of Dubuque. This revenue will fund the debt service payable on Sales Tax increment Revenue bonds and Iowa Finance Authority State Revolving Fund Loans issued for the Flood Mitigation project known as the Bee Branch Watershed Project. In the five year capital program, $8,550,600 of sales tax increment revenue will fund pay-as-you-go projects related to the Bee Branch Watershed project.

Other State Grants (4.39% of Total CIP)
State funding includes Iowa Department of Transportation Funding for street projects and trails and Historic Preservation Surveys and Regulations of $8,775,450 are anticipated over the five-year program.

State transit funding includes $35,329 over the five-year program for bus stop improvements.

Iowa Finance Authority funding of $706,415 is anticipated over the five-year program for the Housing Department's Housing Trust Fund to provide permanently affordable housing or assistance to nonprofit organizations providing the same.

TAX INCREMENT FINANCING (TIF)

Dubuque Industrial Center West TIF District
In FY 2006 and 2007, Tax Increment Financing (TIF) funds were committed towards abatement of the 20 year G.O. Bond issue for a Dubuque Industrial Center West (DICW) expansion and Chavenelle Road extension project, thereby delaying payback to the general fund for prior year development costs. In FY 2007, the TIF assessed values increased, allowing for additional increment for projects and cost recovery to continue. In FY 2017, the TIF assessed values increased again from a commercial 12% state equalization order.

The FY 2021-2025 CIP includes $310,000 Fiscal Year 2021 to provide funding for the new campaign by the Greater Dubuque Development Corporation to improve the economy in Dubuque. Fiscal Years 2022-2025 for Greater Dubuque Development is budgeted in the operating budget by property tax funds in case there are not future land sales to cover the payments. Fiscal Year 2021 includes $3,4700,000 for Chavenelle Road Reconstruction. Fiscal Year 2023 and 2024 includes $8,727,715 for Development of McFadden Farm. Fiscal Year 2025 includes $280,000 for Seippel Road Extension.

Annexation Initiatives
As annexation and development continues, the City has taken the following initiatives to provide services to annexed areas:

Additional Police Officers (Operating Budget)
With the Police Department's crime strategy, Territory Accountability Design, in full implementation, the department projected the need to increase Dubuque's current six patrol territories to seven as new areas of the city are developed. To add a seventh territory, five additional police officers were needed.

Partly in response to this need, the Police Department developed a Sworn Officer Plan which proposed the addition of 15 sworn police officers over a five-year period, with the first five (four Police Officers and one Police Corporal acting as a Section 8 Investigator) approved in December 2007, four more were approved in FY 2009, three more were approved in FY 2010, two more were approved in FY 2011 and one more was approved in FY 2012. The plan's staff increases created sufficient staffing to establish an additional patrol territory. In FY 2019, an additional sworn police officer was added, an existing position was promoted to Captain and one Corporal position was eliminated in order to create a Specialty Unit Commander. The Fiscal Year 2020 budget approved the expansion of the Dubuque Police Department School Resource Officer Program. Three SRO's would be added over consecutive years: FY2020, FY2021, and FY2022 budget. Under this proposal, the DCSD would gradually pay 50% of the salary of the existing SRO Corporal, and the DARE Officer. DCSD would also begin paying 50% of the initial Iowa Law Enforcement Academy training costs and initial equipment for the proposed new SRO positions, including a squad car, and ongoing training costs for SRO's.

Fire Station and Additional Firefighters
An additional west end fire station is currently projected to be designed in FY 2025, but may be delayed. This station would be approximately 10,000 square feet and house two response apparatus, plus storage for other reserve units. The City of Dubuque currently has an annexation study and not an annexation plan. However, addition of this fire station and associated ambulance and firefighting response capability and capacity positions the City will develop an annexation plan and begin the process of annexation in the near future. The City Development Board, that approves annexation expects services to be provided within 3 years of annexation. For a new station, operating costs include insurance, utilities, equipment, maintenance, furniture, and the cost of twelve new employees. Beginning in FY2020, one (1) new employee would be added, one (1) additional new employee would start in FY 2021 as well. In FY2022 and beyond one employee would be added each year until a total of 12 positions is reached. This is a change from the previous plan which proposed adding firefighter positions on a more accelerated schedule. The current minimum staffing per shift is 22, with 28 personnel assigned to cover leave. During the build up of positions before a fire station is constructed, the additional personnel will reduce the need for overtime as each shift will have more positions available to cover vacations and other leave. This advantage will diminish once the new engine and ambulance are placed in service in FY2025.

Additional Snow Plow Drivers and Snow Plow Route (Operating Budget)
Dubuque's expansion also increased the number of streets and roads that must be maintained by the City's Public Works Department. In order to maintain the current level of street maintenance, street cleaning, and snow and ice control to all areas of the city, the Public Works Department was approved for the addition of a snow plow driver in FY 2009 and another is expected to be requested in a future year. Two drivers are needed to staff a route 24 hours a day in a snow event. The Public Works Department plans to create another snowplow route with these two employees as annexation and development dictates. In the warm months, this position will be assigned to the Leisure Services Department to maintain City parks and landscaping in the Washington Neighborhood, Port of Dubuque, Iowa Street and the Locust Street connector. In Fiscal Year 2009, the Public Works Department also began using Refuse, Recycling and Yard Waste Collection employees at the end of their collection routes and on overtime

to assist in snow removal duties. The City has also developed a plan to use personnel and equipment from other City departments to go from 22 pieces of snow removal equipment to 32 pieces of snow removal equipment in a snow storm that exceeds 5 inches. With the recommendation to eliminate full-time positions in the Engineering Department and create one part-time position, there will be less opportunity to supplement the snow plowing effort.

Water and Sanitary Sewer Service
The City is in the process of extending sanitary sewers and water service into new development areas or recently annexed areas as part of pre-annexation agreements. Requests have been received for sanitary sewer and water service on North Cascade Road near Highway 20 and for water service further North on John F. Kennedy Road.

In 2003, a new water main was activated from Highway 20 north on the east side of the Northwest Arterial to John F. Kennedy Road then west to a new 1.25 million gallon water tower located at the Dubuque Soccer Complex. By constructing this tower and with this water main extension in the fourth pressure zone of the City's water distribution system, it allowed growth to take place for residential, commercial and industry to the west of the community.

To date, both sanitary sewer and water service have been extended through the Dubuque Industrial Center West, along Seippel Road to the north edge of the Callahan subdivision. Additional funds are available to extend water and sewer service to the 643 acres annexed and to other areas under consideration for annexation. The City has spent in excess of $2 million to replace much of the North Fork Catfish Creek Sanitary Sewer Line. The City extended the Granger Creek Interceptor sewer and the public water main from the Technology Park South along highway 151/61 to the north side of the Dubuque Regional Airport. The Granger Creek sanitary sewer and water main extension provided immediate sanitary sewer and water services to the Dubuque Regional Airport and portions of the annexation areas that are adjacent to the highway 151/61 corridor.

Greater Downtown TIF District
This district was formally the Downtown and Ice Harbor TIF districts but now have been combined to the Greater Downtown TIF district. Many projects, which are City Council priorities, are able to move forward due to the availability of Greater Downtown TIF revenue due to continued growth to further sustain a rejuvenated downtown and port of Dubuque. The following are projects included in the FY 2021-2025 CIP:

Jackson Park Amenities (page 37) – This project ($310,000) provides funding for the improvement of amenities in Jackson park.

Town Clock Rehab (page 44) - This project ($67,000) provides for concrete work throughout the plaza area.

Washington Community Gateway (page 55) - This project ($15,000) provides for developing the vacant lot at 1401 Elm Street as a Washington Community Gateway.

Civic Center Arena Roof Air Conditioner Replacement (page 60) - This project ($100,000) provides for emergency repairs to the arena air conditioning units (Roof Top Units 1-7 and 9). The air conditioning units were installed in 2005 and have a life span of fifteen years. The units are currently having issues with repair costs mounting. Replacement of the units is budgeted in the Five Flags Building Improvements CIP in FY2025.

Five Flags Building Improvements (page 61) - This project ($6,000,000) provides for improvements to the building (arena, theater, lobby areas, exterior) and its equipment should a bond referendum for another scenario not pass or it is determined by City Council that Scenario 1 of status quo is the direction. This would be used on the current facility at its current footprint in its current state. The building is in need of wood window repairs, painting of the steel exterior, resealing the ballroom floor, remodeling/upgrading concession stands, carpet and tile replacement, locker shower upgrades, stage dimmer light replacement, dressing room upgrades, orchestra pit electronic lift, placement, refurbishing the stage floor, restoration of theater seats, painting walls and ceilings, satellite ticket booth , theater counter weight and grid system, lighting upgrades and retrofits and other building needs. Equipment replacement needs include the sound system, floor scrubber, tables and portable chairs, water fountains, popcorn popper, concert lighting, pipe and drape, follow spots, lighting consoles, masking equipment, scoreboard and other equipment replacements.

Grand River Center Replace Carpet (page 79) - This project ($250,000) provides for the replacement of carpeting at the Grand River Center.

Grand River Center Market Study and Facility Assessment (page 85) - This project ($65,000) provides for a facility assessment and market study in preparation of the Grand River Center's first twenty years.

Grand River Center Roof Restoration (page 88) - This project ($350,000) provides for restoration of the roof on the Grand River Center. The roof was installed in 2002 and restoration is critical to prevent expensive damage if the roof begins leaking.

East - West Corridor Capacity Improvements (page 216) - This project ($650,000) provides for capacity improvements along alternate east-west corridors to provide connectivity between the western growth areas and the downtown urban core. The section of University Avenue, from Pennsylvania Avenue to Loras Boulevard, referred to as the "Overlap Section" was recommended for converting the three intersections along University Avenue to roundabouts. With current available funding (FY 2019 – 2020), the next steps in the design development process are to complete the preliminary engineering and environmental (NEPA) study phase for intersection capacity improvements along University Avenue at Loras Boulevard, Asbury Road, and at Pennsylvania Avenue. Once the preliminary engineering and environmental (NEPA) study are completed, corridor impacts will be identified, and property acquisition could begin in approximately FY2021 / 2022 and would take approximately 2 years to complete. Once property acquisition is completed within the Overlap Section, construction to convert the three intersections along University Avenue to roundabouts could begin in FY2023 and would take approximately 2-3 years to complete.

Heeb Street Reconstruction (page 220) - This project ($270,000) provides for the reconstruction of North Heeb Street just south of Kaufmann Avenue with new pavement, curb & gutter, and sidewalks. The existing asphalt street is degraded and needs to be replaced. A portion of the street does not have curb and gutter and this project will provide for installation of curb and gutter.

7th Street Extension to Pine Street (page 225) - This project ($67,500) provides for an opportunity to evaluate alternatives and the feasibility of developing a roadway through the Alliant site which would connect 7th Street to Pine Street at 9th / Kerper Blvd. The potential extension of 7th Street to Pine Street would allow commercial traffic to use the US 61-151 on / off ramps at 9th Street to access Pine Street to 7th. This would provide commercial vehicles that currently use 7th, 9th, Central, Washington and Jackson Streets through the Historic Millwork District to get to the industrial businesses on 7th / Commercial Street, a more efficient, safer, and direct route. The FY21

programmed funding would allow for staff to work with Alliant Energy to evaluate alternatives, and if viable, prepare a feasibility study and perform an environmental assessment of potential site development. The FY22 programmed funding would allow for the development and potential construction of a roadway through the Alliant site which would connect 7th Street to Pine Street at 9th / Kerper Blvd.

Federal Building Renovation (page 245) - This project ($1,524,543) provides funding in FY 2021 ($45,000) to replace the pent house roof, $6,000 to repair ADA non-compliant public sidewalks, $220,000 for structural repairs to the loading dock and leaking building foundation and $165,000 for replacement of the first floor lobby lights with replica period fixtures, main stairwell painting and lighting, and refinishing of the historic woodwork in the main lobby.

In FY 2022, $250,000 is budgeted for an ASHRAE Level 2 & 3 Energy Assessment which will build off of the results from the Level 1 energy audit happening in FY20. The Level 2 Assessment provides detailed survey of building systems and operations, breakdown of energy source and end use, identification of Energy Efficiency Measures (EEMs) for each energy system, range of savings & costs for the EEMs, spotlight on operational discrepancies and outline of priorities for needed upgrades. The ASHRAE Level 3 Energy Assessment allows for complex HVAC system upgrade alternative analysis, return on investment and construction cost estimating. Additional funding in FY22 is being budgeted to address known long term building operations and maintenance requirements which include $54,500 for tuck pointing and waterproofing of the building window wells, and $29,500 to tuck point the front steps and replace rusting hand rails and $4,500 is budgeted for improvements to the public way finding signs for the building.

In FY23 $60,000 is budgeted for security camera improvements, $45,000 to disconnect the roof drains from the sanitary sewer system in order to comply with the City's I&I ordinance, and $176,000 is budgeted to tuck point and repair the copper soffit on the exterior of the building. FY24 is budgeted to upgraded and moderized the interior lighting system.

Riverfront Dock Expansion (page 247) - This project ($694,000) is to expand the existing riverfront docking facility to accommodate large excursion boats in the Port of Dubuque. The City’s proposed infrastructure plan is to construct a new pier wall landing platform near the bottom of Riverwalk Stair No. 2. A portion of Stair No. 2 will be reconstructed to connect to the new landing platform. The new landing platform will be connected to the Riverwalk by an ADA compliant ramped walkway. The excursion boats will moor against new pipe pile clusters and will access land from floating platform docks which will connect to the pier wall landing platform via ADA compliant gangway. The expanded docking facility will accommodate excursion boats 400 feet in length or greater. It is forecasted that excursion boat traffic on the Mississippi River will increase and a new docking facility will create an opportunity for significant tourism growth in Dubuque. Increased tourism will create employment in retail, dining, ground transportation, and excursions to local attractions, while other tourism-related sectors will benefit as a result.

Riverfront Leasehold Improvements (page 250) - This project ($73,500) provides funding in FY21 to support the rail spur improvements along Kerper Blvd. and Commercial St and the deconstruction of the former Dodd's Terminal building foundation in the South Port. Clearing this site of the existing outdated and obsolete structure will help to prepared it for redevelopment. FY 22 would allow the city to evaluate redevelopment options for the industrial sight on 7th street along Dove Harbor, as well as a site along Kerper Blvd at the Peosta Channel.

ABC Supply Building Deconstruction (page 251) - This project ($417,000) provides funding for hazardous material remediation and structure deconstruction of a former City owned leased property along Highway 151 near the South Port. The Funding in FY21 would

support the deconstruction of the former ABC Supply building who's lease expired in December 2018. Clearing this site of the existing outdated and obsolete structure will help to prepared it for redevelopment.

Greater Downtown Street Lights (page 257) - This project ($340,400) provides funding for replacement of the existing 30-foot white streetlights located in downtown Dubuque. Currently, there are approximately 60 white streetlights remaining. The project would replace all remaining white poles and install lighting controllers with meters. In certain cases, these would be replaced with historical streetlights. Many of the streetlights in the downtown area were installed in early 1950's. This program would promote the use of high efficiently, long life LED street lighting throughout the City of Dubuque which saves energy and operating expenses.

Downtown Security Camera Program (page 263) - This project ($103,049) provides equipment, installation, and software licenses for the placement of fixed cameras ($2,500 each) installed near roadways, alleys, and signalized intersections in Downtown Dubuque.

Downtown Urban Renewal Area Non-Profit Accessibility Assistance Program (page 279) - This project ($500,000) provides assistance with accessibility improvements to existing public buildings either owned or operated by non-profits. The Non-Profit Accessibility Assistance Program is a competitive matching grant program that will fund up to $50,000 in any one year for eligible projects and agencies. Eligible non-profits must be classified by the U.S. Internal Revenue Service under Section 501(c)(3) of the I.R.S. code and must have a minimum two-year operating history after the date of receipt of its 501(c)(3) classification. Eligible improvements include interior and exterior accessibility alterations and must comply with the most recent Department of Justice ADA Standards and Guidelines and locally adopted building codes. Additional criteria and an application will be developed.

Downtown ADA Assistance Program (page 280) - This project ($155,000) provides assistance to residents and businesses to ensure facilities in the Downtown Urban Renewal Area are fully accessible and inclusive to all persons regardless of abilities. This includes parking lots, retail and wholesale stores, restaurants, cafés, taverns, gas stations, public buildings, lodging, schools, parks, and entertainment venues. The program is designed to assist businesses with the cost of becoming ADA compliant. Qualified applicants can receive up to 50% of the cost of the project from the City of Dubuque, at a maximum amount of $5,000 per property.

Greater Downtown Urban Renewal Incentive & Rehabilitation Program (page 282) - This program ($1,882,900) provides grants for rehabilitation and adaptive reuse of buildings in the Greater Downtown Urban Renewal District. Tax increment proceeds are used to capitalize the pool of funds for these grant. The program provides grants up to $10,000 for each new housing unit created in the District. The program creates affordable, quality rental housing units for our workforce.

Washington Neighborhood Facade Program (page 285) - This program ($550,000) provides for rehabilitation and adaptive reuse for buildings and grants for planning/design costs and facade improvements in the Downtown Washington Neighborhood.

Downtown Rehab Grant Program (page 286) – This program ($300,000) provides grant funding for the rehabilitation of commercial or multi-family property in the Greater Downtown Urban Renewal District. The Facade Grant Program provides 1:1 matching grants not to exceed $10,000 in grant funds per project for front or rear facade renovations designed to eliminate inappropriate additions or alterations and restore the facade to its historic appearance or to rehabilitate the facade to include new windows, paint, signage, awnings, etc. to improve overall appearance. Landscaping or screening with fencing or retaining walls may also be allowed, especially as it may improve

property adjacent to the right-of-way. The Planning and Design Grant Program provides 1:1 matching grants not to exceed $10,000 in grant funds per project to offset the actual pre-development costs incurred prior to a Rehabilitation project. Reimbursement would be allowed for architectural and engineering fees, feasibility studies, environmental assessments or other related soft costs, but not owner/developer fees, incurred in the development of the project. The Financial Consultant Grant Program provides 1:1 matching grants not to exceed $15,000 in grant funds per project to offset the actual cost of hiring a financial consultant used to analyze the feasibility of the projects that generally apply for historic tax credits. Additionally, there are several other property owners and developers that have expressed an interest in utilizing the program to fund projects. The Downtown Rehabilitation Facade Grant program receives the most inquires and interest out of all programs provided by the Economic Development Department. This program has helped promote great successes in the redevelopment of the downtown. In order to meet the demand for this program, and maintain the historic appeal of downtown, additional funds have been requested for this program.

Downtown Rehabilitation Loan Program (page 289) - This project ($300,000) provides low-interest loans for the rehabilitation and adaptive reuse of buildings in the Greater Downtown Urban Renewal District. Tax increment proceeds and loan repayments are used to capitalize the pool of funds for these loans. The program has been popular, with 19 loans provided since 1996 and additional loans that have been committed but have yet to be disbursed.

Central Avenue Corridor Initiative (page 290) - This project ($1000,000) provides a loan loss reserve and interest rate “buy down” for eligible entrepreneurs seeking a microloan from Iowa Microloan, a 501(c)3 that provides loans of $5,000 to $50,000 to small businesses in Iowa having difficulty obtaining a loan from a traditional lender. The Economic Development Department will partner with either the City’s CDBG or IFA Trust Fund Committees to select qualified candidates whose applications will be forwarded to Iowa Microloan.

Central Avenue Streetscape Master Plan Implementation (page 291) - This project ($240,000) provides for the implementation of priority actions in the Central Avenue Streetscape Master Plan. The funds allocated would be used to support infrastructure and streetscaping priority improvements justified in the master plan. The Central Avenue corridor is part of the Washington Neighborhood Revitalization Plan and includes the area between Central Avenue between 11th and 22nd streets. Included in this strategy is the redevelopment and reinvestment in residential and commercial areas in the neighborhood. Some public infrastructure improvements have already been initiated and the Central Avenue corridor is beginning to see private investment in building improvements and business location.

East 12th and Elm Street Parking Lot Construction (page 300) - This project ($589,000) provides for the construction of a 73 stall parking lot at East 12th and Elm Street (Lot 1 Millwork Parking District). The parking lot design includes a code blue emergency phone, landscaping, environmental remediation and construction of the parking lot. The cost per parking stall would be approximately $8,070 per stall for this proposed site.

Locust/Iowa Street Parking Ramp Repairs and Additional Parking Possibilities (page 301) - This project ($18,500,000) provides for construction of a new 500-space parking facility in Downtown Dubuque. Existing FY 2020 funds provide for property acquisition and engineering services. The Locust Street Parking Ramp is reaching the end of its useful life.

Washington Neighborhood Home Purchase Program (page 312) - This project ($250,000) supports and encourages homeownership in the Washington Neighborhood. The program operates under the oversight of the Housing Trust Fund Committee and is capitalized by

annual grants received from the Iowa Finance Authority (IFA). IFA requires a match for the program and the City provides IFA Trust Match of $50,000 from the Greater Downtown TIF (GDTIF). The primary purpose is to complement housing assistance provided through the CDBG program by providing loans to low-to-mod income homeowners and buyers in the Washington Neighborhood and for households earning less than 30% MI are eligible to purchase any property within the City limits.

Downtown Urban Renewal Area Non-Profit Weatherization Improvements Assistance (page 323) - This project ($500,000) provides funding for matching grants to assist non-profits in the Greater Downtown TIF area to make energy efficiency improvements to their buildings, including weatherization measures, HVAC system upgrades, and other work to decrease their utility bills. This reduction in annual operating costs will allow non-profits to invest more funds in achieving their organization's mission. Energy efficiency improvements not only result in financial savings to the organization but will also help to meet the 50% by 2030 Community Climate Action & Resiliency Plan goals approved by City Council in 2013. The program builds on the success of the Energy Efficiency Revolving Loan Fund (EELF) that is currently available to private businesses, which was created using funds the City received from the 2009 American Recovery & Reinvestment Act, and the Grants to Green program, a Community Foundation of Greater Dubuque program which invested over $1.2 million in energy efficiency projects for non-profits. Ongoing community conversations have demonstrated a continued need to fill the gap between available utility rebates and the amount non-profits are able to pay for energy efficiency improvements. Similar to the existing EELF, non-profits may be able use funds for renewable energy installation, if all reasonable efficiency improvements have been made, in order to further reduce their utility costs and reduce their negative environmental impact. Additional criteria and an application will be developed.

North Cascade Housing TIF District

In FY 2014 the City created the first housing TIF district in the Timber Hyrst subdivision off of North Cascade Road. This is a ten year TIF which requires at least 38.1% of the income generated to be used for Low and Moderate Income residents anywhere in the City of Dubuque. The percentage to Low and Moderate Income residents can be higher than the required 38.1%. The LMI Housing TIF revenue can be used for City initiatives other than the Homeownership Grants in Targeted Neighborhoods & Purchase/Rehab/Resale and can be used outside the Greater Downtown TIF Area.

Assistance for Homeownership (page 304) - This project ($133,685) provides for acquisition activities where the City may purchase abandoned, derelict buildings and houses; or it may purchase housing subject to mortgage foreclosure actions in order to secure City funds previously loaned as part of rehabilitation activities or other housing to accomplish the goals. Certain improvements will be made to the properties in order to make them marketable for resale. In this manner, neighborhood conditions are improved, dwellings are resold to responsible owners and City dollars are returned to the revolving fund.

Neighborhood Reinvestment Partnership (page 310) - This project ($1,200,000) provides funding to achieve the goal of promoting a broader income mix of downtown homeowners. This Program also provides for acquisition activities where the City may purchase abandoned, derelict buildings and houses to accomplish the goals. Certain improvements will be made to the properties in order to make them marketable for resale. In this manner, neighborhood conditions are improved and dwellings are resold to responsible owners. Certain properties are targeted to be voluntarily acquired, for reason of poor maintenance and the inability or refusal of the owner to make improvements. These are then rehabilitated and resold to qualifying owner-occupied households. This is a ten year TIF which state law requires a minimum of 38.1% of the income generated to be used for Low and Moderate Income residents any where in the City of Dubuque. The percentage benefiting Low and Moderate Income residents can be higher than the required 38.1%. In FY 2019 the

percentage is 51.1%. It is anticipated that the City will acquire, renovate and sell for long-term home ownership 50 residential properties over the next 5-7 years with an estimated $30,000 construction subsidy per property.

English Ridge Housing TIF District
In FY 2015 the City created a housing TIF district in the English Ridge subdivision off of Stone Valley Drive. This is a ten year TIF which requires at least 38.1% of the income generated to be used for Low and Moderate Income residents anywhere in the City of Dubuque. The percentage to Low and Moderate Income residents can be higher than the required 38.1%. The LMI Housing TIF revenue can be used for City initiatives other than the Homeownership Grants in Targeted Neighborhoods & Purchase/Rehab/Resale and can be used outside the Greater Downtown TIF Area.

Assistance for Homeownership (page 304) - This project ($172,836) provides for acquisition activities where the City may purchase abandoned, derelict buildings and houses; or it may purchase housing subject to mortgage foreclosure actions in order to secure City funds previously loaned as part of rehabilitation activities or other housing to accomplish the goals. Certain improvements will be made to the properties in order to make them marketable for resale. In this manner, neighborhood conditions are improved, dwellings are resold to responsible owners and City dollars are returned to the revolving fund.

South Pointe Housing TIF District
In FY 2017 the City created a housing TIF district in the South Pointe subdivision off of Highway 151 South. This is a ten year TIF which requires at least 38.1% of the income generated to be used for Low and Moderate Income residents anywhere in the City of Dubuque. The percentage to Low and Moderate Income residents can be higher than the required 38.1%. The LMI Housing TIF revenue can be used for City initiatives other than the Homeownership Grants in Targeted Neighborhoods & Purchase/Rehab/Resale and can be used outside the Greater Downtown TIF Area.

Assistance for Homeownership (page 304) - This project ($96,911) provides for acquisition activities where the City may purchase abandoned, derelict buildings and houses; or it may purchase housing subject to mortgage foreclosure actions in order to secure City funds previously loaned as part of rehabilitation activities or other housing to accomplish the goals. Certain improvements will be made to the properties in order to make them marketable for resale. In this manner, neighborhood conditions are improved, dwellings are resold to responsible owners and City dollars are returned to the revolving fund.

Rustic Point Housing TIF District
In FY 2017 the City created a housing TIF district in the Rustic Point subdivision off of Derby Grange Road. This is a ten year TIF which requires at least 38.1% of the income generated to be used for Low and Moderate Income residents anywhere in the City of Dubuque. The percentage to Low and Moderate Income residents can be higher than the required 38.1%. The LMI Housing TIF revenue can be used for City initiatives other than the Homeownership Grants in Targeted Neighborhoods & Purchase/Rehab/Resale and can be used outside the Greater Downtown TIF Area.

Assistance for Homeownership (page 304) - This project ($5,055) provides for acquisition activities where the City may purchase abandoned, derelict buildings and houses; or it may purchase housing subject to mortgage foreclosure actions in order to secure City funds previously loaned as part of rehabilitation activities or other housing to accomplish the goals. Certain improvements will be made to the properties in order to make them marketable for resale. In this manner, neighborhood conditions are improved, dwellings are resold to responsible owners and City dollars are returned to the revolving fund.

MISCELLANEOUS SOURCES

Private Participation (0.75% of Total CIP)
Private contributions represents the non-City share of the cost of several projects including private participation, fund raising, loans, grants and future resource allocation of City funds. Private participation funds included in the five year CIP include; contribution from the Diamond Jo Casino for the Port of Dubuque Parking Ramp for maintenance as required by the development agreement ($423,116); Dubuque County contribution for HAZMAT Truck Replacement ($119,583); Dubuque County Contribution for Southwest Arterial ($250,000); Viking Cruises contribution for the Riverfront Dock Expansion ($1,000,000); and Lead Based Paint Hazard Control education and training fees ($30,000).

Special Assessments (0.24% of Total CIP)
Special Assessments represent that portion of street and sanitary sewer improvement projects anticipated to be assessed to benefiting property owners. The $480,000 amount breaks down: (a) $30,000 for sanitary sewer special assessments, (b) $150,000 for sidewalk lien special assessments, and (c) $300,000 for street reconstruction assessments.

Cable TV (0.00% of Total CIP)
It is anticipated that Cable TV funds will be used in the five-year CIP of $9,210 for computer replacements.

This page intentionally left blank.

City of Dubuque
Recommended Capital Improvement Summary
FY 2021 - FY 2025

PROGRAM/ DEPT	PROJECT DESCRIPTION	SOURCE OF FUNDS	FY 2021	FY 2022	FY 2023	FY 2024	FY 2025	TOTAL	PAGE
FIRE DEPARTMENT									
Public Safety									
	Ladder Truck & Pumper Replacement	Dubuque County, G.O. Debt, Sales Tax Fund (20%)	$ 408,000	$ 1,557,550	$ —	$ 865,200	$ —	$ 2,830,750	1
	HVAC Replacement at Fire Headquarters 11 West 9th Street	G.O. Debt (Sales Tax Fund 20%)	$ 168,924	$ 344,605	$ —	$ —	$ —	$ 513,529	2
	Outdoor Warning Siren Repair/Replace	DRA Distribution	$ 100,000	$ 50,000	$ 50,000	$ 50,000	$ 50,000	$ 300,000	3
	Fire Station Exhaust Systems	DRA Gaming	$ 30,000	$ 30,000	$ 40,000	$ —	$ —	$ 100,000	4
	Station 6 Structural, Roof, and Tuckpointing Repairs	DRA Distribution	$ 209,000	$ —	$ —	$ —	$ —	$ 209,000	5
	Implement Mechanical & Electrical System Design Study Recommendations	Sales Tax Fund (20%)	$ 26,010	$ 26,010	$ —	$ 26,010	$ 26,010	$ 104,040	6
	Replace Flooring and Paint at Station 4	DRA Gaming	$ 14,280	$ —	$ —	$ —	$ —	$ 14,280	7
	Ambulance Replacement	DRA Distribution	$ —	$ —	$ 267,240	$ —	$ 267,240	$ 534,480	8
	Fire Station Expansion/Relocation	G.O. Debt (Sales Tax Fund 20%), Sales Tax Fund 20%	$ —	$ —	$ 40,000	$ —	$ 806,000	$ 846,000	9
	Station 5 Bathroom Remodel	Sales Tax Fund (20%)	$ —	$ —	$ 15,000	$ —	$ —	$ 15,000	11
LEISURE SERVICES									
PARK DIVISION									
Culture and Recreation									
	Park Development								
	Eagle Valley Park	DRA Distribution	$ 180,447	$ —	$ —	$ —	$ —	$ 180,447	12
	Westbrook Park Phase II	Sales Tax Fund (20%)	$ 214,000	$ —	$ —	$ —	$ —	$ 214,000	13
	North Fork Trail	DRA Gaming	$ —	$ —	$ —	$ 214,000	$ —	$ 214,000	14
	Pebble Cove Park	DRA Distribution	$ —	$ —	$ —	$ 214,000	$ —	$ 214,000	15
	Usha Park	Sales Tax Fund (20%)	$ —	$ —	$ 115,000	$ —	$ —	$ 115,000	16
	Allison Henderson Park								
	Allison Henderson Stormwater Project	DRA Gaming, Sales Tax Fund (20%)	$ —	$ —	$ —	$ —	$ 25,000	$ 25,000	17
	Avon Park								
	Replace Play Unit	CDBG Entitlement	$ 94,069	$ —	$ —	$ —	$ —	$ 94,069	18
	Comiskey Park								
	Re-Imagine Comiskey Park	CDBG Entitlement	$ 87,700	$ —	$ —	$ —	$ —	$ 87,700	19

City of Dubuque
Recommended Capital Improvement Summary
FY 2021 - FY 2025

PROGRAM/ DEPT	PROJECT DESCRIPTION	SOURCE OF FUNDS	FY 2021	FY 2022	FY 2023	FY 2024	FY 2025	TOTAL	PAGE
LEISURE SERVICES									
PARK DIVISION									
Culture and Recreation									
	Eagle Point Park								
	Repair Retaining Wall	Sales Tax Fund 20%	$ 75,000	$ —	$ —	$ —	$ —	$ 75,000	20
	Concrete Improvements	DRA Distribution	$ —	$ 60,000	$ 30,000	$ 30,000	$ 30,000	$ 150,000	21
	Stone Work	DRA Distribution	$ —	$ 50,000	$ 50,000	$ 50,000	$ 50,000	$ 200,000	22
	Renovate Log Cabin Pavilion	DRA Distribution	$ —	$ 71,000	$ 40,000	$ —	$ —	$ 111,000	23
	Street Light Replacement	DRA Distribution	$ —	$ 20,000	$ 20,000	$ —	$ —	$ 40,000	24
	Riverfront Pavilion Restoration	DRA Distribution	$ —	$ 5,000	$ —	$ —	$ 89,000	$ 94,000	25
	Replace Water Lines	DRA Distribution	$ 51,218	$ 48,782	$ 160,000	$ 50,000	$ —	$ 310,000	26
	Replace Roof on Terrace Room	DRA Distribution	$ —	$ —	$ —	$ 24,000	$ —	$ 24,000	27
	Replace Roof on Eagles View Pavilion	DRA Gaming, Sales Tax Fund (20%)	$ —	$ —	$ —	$ —	$ 45,000	$ 45,000	28
	Renovate Shiras Memorial Pavilion	DRA Gaming, Sales Tax Fund (20%)	$ —	$ —	$ —	$ —	$ 55,000	$ 55,000	29
	Rest Room Renovation	DRA Distribution	$ —	$ —	$ —	$ —	$ 40,000	$ 40,000	30
	Building & Structures Assessment	DRA Distribution	$ —	$ —	$ —	$ —	$ 5,000	$ 5,000	31
	Flora Park								
	Pave Wilbright, Pool, Tennis Court, and Slattery Center Parking Lots	Sales Tax Fund (20%)	$ —	$ —	$ 25,000	$ —	$ 36,000	$ 61,000	32
	Replace Lights on Tennis Courts	DRA Distribution	$ —	$ —	$ —	$ —	$ 102,000	$ 102,000	33
	Gay Park								
	Replace Play Unit	Sales Tax Fund (20%)	$ —	$ —	$ —	$ 90,000	$ —	$ 90,000	34
	Ham House								
	Replace Roof	DRA Distribution	$ —	$ —	$ 75,000	$ —	$ —	$ 75,000	35
	Ham House Exterior and Landscape Improvements	DRA Distribution	$ 43,200	$ 47,634	$ —	$ —	$ —	$ 90,834	36
	Jackson Park								
	Amenities Improvement	GDTIF, GDTIF G.O. Debt	$ 250,000	$ 60,000	$ —	$ —	$ —	$ 310,000	37
	Madison Park								
	Replace Play Unit	DRA Distribution	$ —	$ —	$ 82,500	$ —	$ —	$ 82,500	38
	Miller Riverview Park								
	Quick Connects for Pedestals	DRA Distribution	$ —	$ —	$ —	$ —	$ 40,000	$ 40,000	39

City of Dubuque
Recommended Capital Improvement Summary
FY 2021 - FY 2025

PROGRAM/ DEPT	PROJECT DESCRIPTION	SOURCE OF FUNDS	FY 2021	FY 2022	FY 2023	FY 2024	FY 2025	TOTAL	PAGE
LEISURE SERVICES									
PARK DIVISION									
Culture and Recreation									
	Murphy Park								
	Replace Play Unit	Sales Tax Fund (20%)	$ 94,375	$ —	$ —	$ —	$ —	$ 94,375	40
	Replace Water Lines	DRA Distribution	$ —	$ 10,000	$ 100,000	$ 50,000	$ —	$ 160,000	41
	Replace Roof on Rest Room Building by the Tennis Courts	DRA Distribution	$ —	$ —	$ —	$ 15,000	$ —	$ 15,000	42
	Storybook Zoo								
	Playground Replacement	DRA Distribution	$ —	$ —	$ 110,000	$ —	$ —	$ 110,000	43
	Town Clock Plaza								
	Plaza Rehabilitation	GDTIF G.O. Debt	$ 67,000	$ —	$ —	$ —	$ —	$ 67,000	44
	Veterans Memorial Park								
	Disc Golf Course Renovation	DRA Distribution	$ 40,000	$ —	$ —	$ —	$ —	$ 40,000	45
	General Park Maintenance								
	All Parks - Replace Security Lights	DRA Distribution	$ 5,000	$ 5,000	$ 5,000	$ 5,000	$ 5,000	$ 25,000	46
	All Parks - Renovate Water Systems	Sales Tax Fund (20%), DRA Distribution	$ —	$ 7,000	$ 20,000	$ 25,000	$ 25,000	$ 77,000	47
	Ash Tree Removal and Tree Replacement	DRA Distribution	$ 275,000	$ 275,000	$ 275,000	$ 375,000	$ 425,000	$ 1,625,000	48
	Street Tree Program	Sales Tax Fund (20%)	$ 4,600	$ 30,115	$ 33,500	$ 30,112	$ 50,000	$ 148,327	50
	Retaining Walls	DRA Distribution	$ —	$ 5,000	$ 10,000	$ 5,000	$ 25,000	$ 45,000	51
	Highway 20 - Irrigation	Sales Tax Fund (20%)	$ —	$ —	$ —	$ 25,000	$ —	$ 25,000	52
	Highway 20 - Replace Roses	DRA Gaming, Sales Tax Fund (20%)	$ —	$ —	$ —	$ —	$ 100,000	$ 100,000	53
	Resurface Tennis Courts	Sales Tax Fund (20%)	$ —	$ —	$ —	$ —	$ 40,000	$ 40,000	54
	Industrial Center Native Plantings	DICW TIF	$ —	$ —	$ —	$ —	$ 20,000	$ 20,000	55
	Washington Community Gateway	Greater Downtown TIF	$ —	$ —	$ —	$ —	$ 15,000	$ 15,000	56
	Forestry Building - Replace Roof	Sales Tax Fund (20%)	$ —	$ —	$ —	$ —	$ 40,000	$ 40,000	57
	Parks - Paint Light Poles	Sales Tax Fund (20%)	$ —	$ —	$ —	$ —	$ 15,000	$ 15,000	58
	Maintenance Headquarters Wash Bay	DRA Distribution	$ —	$ —	$ —	\	$ 20,000	$ 20,000	59
	Paint Railings	Sales Tax Fund (20%)	$ —	$ —	$ —	$ —	$ 20,000	$ 20,000	60

City of Dubuque
Recommended Capital Improvement Summary
FY 2021 - FY 2025

PROGRAM/ DEPT	PROJECT DESCRIPTION	SOURCE OF FUNDS	FY 2021	FY 2022	FY 2023	FY 2024	FY 2025	TOTAL	PAGE
CIVIC CENTER DIVISION									
Culture and Recreation									
	Arena								
	Arena Air Conditioner Replacement	GDTIF G.O. Debt	$ —	$ 100,000	$ —	$ —	$ —	$ 100,000	61
	Five Flags Building Improvements	GDTIF G.O. Debt, GDTIF	$ —	$ —	$ —	$ 6,000,000	$ —	$ 6,000,000	62
	Bijou Room & Hall - Tile Replacement	Sales Tax Fund (20%)	$ 50,000	$ —	$ —	$ —	$ —	$ 50,000	63
	Theater - Carpet Replacement	DRA Distribution	$ —	$ 70,000	$ —	$ —	$ —	$ 70,000	64
RECREATION DIVISION									
Culture and Recreation									
	Swimming Pools								
	Flora and Sutton Pools Annual Maintenance	DRA Distribution	$ 70,000	$ 30,000	$ 135,000	$ —	$ —	$ 235,000	65
	Flora Pool Replace Playground Surface	DRA Distribution	$ 60,000	$ —	$ —	$ —	$ —	$ 60,000	66
	Flora & Sutton Filter Tank Replacement	DRA Distribution	$ —	$ —	$ —	$ 200,000	$ —	$ 200,000	67
	Bunker Hill Golf Course								
	Construct Cart Paths	Golf Fees	$ —	$ 10,000	$ —	$ —	$ 10,000	$ 20,000	68
	Tee Improvements	Golf Fees	$ —	$ 10,000	$ —	$ 10,000	$ —	$ 20,000	69
	Replace Irrigation System	DRA Distribution	$ 54,132	$ —	$ —	$ —	$ —	$ 54,132	70
	Administrative Welcome Reception 1st Floor Remodel	DRA Distribution	$ 15,000	$ —	$ —	$ —	$ —	$ 15,000	72
	Range Project	DRA Distribution, DRA Gaming	$ —	$ —	$ 20,000	$ 227,830	$ 72,170	$ 320,000	71
	Multicultural Family Center							$ —	
	Sidewalk Replacement and Concrete Improvements	CDBG	$ 25,000	$ —	$ —	$ —	$ —	$ 25,000	73
	Port of Dubuque							$ —	
	POD - Signage Replacement	DRA Distribution	$ —	$ —	$ —	$ 10,000	$ —	$ 10,000	74
	POD - Dock Maintenance	Sales Tax Fund (20%), DRA Gaming	$ —	$ 10,000	$ 10,000	$ 10,000	$ 10,000	$ 40,000	75
	General Recreation							$ —	
	LS Facility/Deferred Maintenance Assessment	DRA Gaming	$ —	$ 90,000	$ —	$ —	$ —	$ 90,000	76
	New Operating System (Registration, Reservation, POS)	DRA Gaming	$ 90,000	$ —	$ —	$ —	$ —	$ 90,000	77
	Quality of Life Needs Assessment	DRA Distribution	$ —	$ 40,000	$ —	$ —	$ —	$ 40,000	78

City of Dubuque
Recommended Capital Improvement Summary
FY 2021 - FY 2025

PROGRAM/ DEPT	PROJECT DESCRIPTION	SOURCE OF FUNDS	FY 2021	FY 2022	FY 2023	FY 2024	FY 2025	TOTAL	PAGE
CONFERENCE CENTER									
General Government									
	Paint Exterior Metal	Sales Tax Fund (20%)	$ —	$ —	$ —	$ —	$ 50,000	$ 50,000	79
	Replace Carpet	GDTIF G.O. Debt	$ —	$ —	$ 100,000	$ 120,000	$ 30,000	$ 250,000	80
	Paint Interior Rooms and Areas	Sales Tax Fund (20%)	$ —	$ —	$ —	$ 38,000	$ 18,000	$ 56,000	81
	Replace Table, Chairs, and Podiums	DRA Distribution	$ —	$ —	$ 300,000	$ —	$ 25,000	$ 325,000	82
	Landscape Renovations	DRA Distribution	$ —	$ —	$ —	$ —	$ 33,500	$ 33,500	83
	Energy Efficiency Improvements	DRA Distribution	$ 52,000	$ 21,000	$ —	$ —	$ —	$ 73,000	84
	Market Study and Facility Assessment	Greater Downtown TIF	$ —	$ 65,000	$ —	$ —	$ —	$ 65,000	85
	Concrete Restoration	Sales Tax Fund (20%)	$ —	$ —	$ 50,000	$ —	$ 175,000	$ 225,000	86
	Repaint Exhibit Hall Airwalls	Sales Tax Fund (20%), DRA Distribution	$ —	$ —	$ —	$ 40,000	$ —	$ 40,000	87
	Replace Fabric Wall Covering	DRA Distribution	$ —	$ —	$ 35,000	$ 120,000	$ 35,000	$ 190,000	88
	Roof Restoration	Greater Downtown TIF	$ —	$ —	$ —	$ —	$ 350,000	$ 350,000	89
	Wood Bench Replacement	Sales Tax Fund (20%)	$ —	$ —	$ —	$ —	$ 25,000	$ 25,000	90
	Management and Operations Assessment	DRA Distribution	$ —	$ —	$ —	$ —	$ 32,000	$ 32,000	91
	Furniture Upholstery	DRA Distribution	$ —	$ —	$ —	$ —	$ 30,000	$ 30,000	92
	Trash Compactor Rehabilitation	DRA Distribution	$ —	$ —	$ —	$ —	$ 30,700	$ 30,700	93
	Replace Clouds	Sales Tax Fund (20%)	$ —	$ —	$ —	$ —	$ 83,800	$ 83,800	94
	Paint Bridge	DRA Distribution	$ —	$ —	$ —	$ —	$ 35,000	$ 35,000	95
	Staging and Riser Replacement	DRA Distribution	$ —	$ —	$ —	$ —	$ 25,000	$ 25,000	96
LIBRARY									
Culture and Recreation									
	Replace Water Piping - Phase 4	DRA Distribution	$ 71,835	$ —	$ —	$ —	$ —	$ 71,835	97
	Landscaping and Plaza Redesign	Sales Tax Fund (20%)	$ 100,202	$ —	$ —	$ —	$ —	$ 100,202	98
	Removal of Underground Oil Tank	Sales Tax Fund (20%)	$ 59,379	$ —	$ —	$ —	$ —	$ 59,379	99

City of Dubuque
Recommended Capital Improvement Summary
FY 2021 - FY 2025

PROGRAM/ DEPT	PROJECT DESCRIPTION	SOURCE OF FUNDS	FY 2021	FY 2022	FY 2023	FY 2024	FY 2025	TOTAL	PAGE
WATER DEPARTMENT									
Business Type									
	Westside Water System Service Line Installation/Fire Hydrant Install/ Purchase	Water Construction Fund	$ 65,000	$ —	$ —	$ —	$ —	$ 65,000	100
	Water Meter Replacement Program	Water Construction Fund	$ 176,661	$ 182,511	$ 188,360	$ 194,210	$ 200,060	$ 941,802	101
	Manhole Replacement Rehab	Water Construction Fund	$ —	$ 25,000	$ —	$ 25,000	$ —	$ 50,000	102
	Water Main Upgrades during Street General Repairs	Water Construction Fund	$ —	$ 20,000	$ —	$ 25,000	$ —	$ 45,000	103
	Maintenance of Public Water Mains during Stone Retaining Wall Repair	Water Construction Fund	$ 20,000	$ —	$ 22,550	$ —	$ 22,550	$ 65,100	104
	Fire Hydrant Assembly Relocation/ Replacement for the Sidewalk Program	Water Construction Fund	$ 20,000	$ 20,000	$ 20,000	$ 20,000	$ 20,400	$ 100,400	105
	Cottingham Road Water Main	Water Construction Fund	$ 187,813	$ —	$ —	$ —	$ —	$ 187,813	106
	Southwest Arterial Water Main Extension	Water Construction Fund	$ —	$ 725,000	$ —	$ 1,575,000	$ —	$ 2,300,000	107
	SCADA & Communications Infrastructure	SRF Debt	$ 495,000	$ —	$ —	$ —	$ —	$ 495,000	109
	Water Main Replacements - Streets	Water Construction Fund	$ 271,375	$ —	$ —	$ —	$ —	$ 271,375	111
	Public Lead Line Water Replacement	SRF Debt	$ 122,470	$ 84,500	$ 85,000	$ —	$ —	$ 291,970	112
	Water Line Extensions to New Developments	SRF Debt	$ 307,500	$ 775,000	$ —	$ —	$ —	$ 1,082,500	113
	Wells, Well Field, and Raw Transmission Piping Repair	SRF Debt	$ 250,000	$ —	$ 90,000	$ —	$ 110,500	$ 450,500	114
	Water Treatment Plant Condition Assessment and Master Plan	SRF Debt	$ 115,000	$ 10,000	$ 10,000	$ 10,000	$ 10,000	$ 155,000	115
	Water Storage Tank Coating Program	Water Construction Fund	$ 25,000	$ 150,000	$ 1,350,000	$ 100,000	$ 900,000	$ 2,525,000	116
	Tamarak Park Frontage Road Water Main	Water Construction Fund	$ 362,500	$ —	$ —	$ —	$ —	$ 362,500	117
	West End Annexation Phase II	Water Construction Fund	$ —	$ —	$ —	$ —	$ 300,250	$ 300,250	118
	West End Annexation Phase I	Water Construction Fund	$ —	$ —	$ —	$ —	$ 165,000	$ 165,000	119
	Creek Crossing Restoration	Water Construction Fund	$ 35,000	$ 22,500	$ 25,350	$ 18,900	$ 30,000	$ 131,750	120
	Landfill Frontage Rd. Water Main Extension	Water Construction Fund	$ 121,500	$ —	$ —	$ —	$ —	$ 121,500	121
	Althauser St. & Eagle St. Water Main Improvements	SRF Debt	$ 151,065	$ 141,425	$ —	$ —	$ —	$ 292,490	122

City of Dubuque
Recommended Capital Improvement Summary
FY 2021 - FY 2025

PROGRAM/ DEPT	PROJECT DESCRIPTION	SOURCE OF FUNDS	FY 2021	FY 2022	FY 2023	FY 2024	FY 2025	TOTAL	PAGE
WATER DEPARTMENT									
Business Type									
	Public Safety Way Water Main Improvements	Water Construction	$ —	$ 106,700	$ —	$ —	$ —	$ 106,700	123
	Water Treatment Plant Boiler Improvements	Water Construction	$ 20,000	$ —	$ —	$ —	$ —	$ 20,000	124
	WTP and Pump Station Pipe Rehabilitation	Water Construction	$ —	$ 20,000	$ —	$ —	$ —	$ 20,000	125
	Pump Station Site Drainage Improvements	Water Construction	$ —	$ —	$ 15,000	$ —	$ —	$ 15,000	126
	McFadden Farm Water Main Improvement (S. Heacock Rd from Chavenelle to Pennsylvania)	Water Construction	$ —	$ —	$ 176,186	$ 517,410	$ —	$ 693,596	127
WATER & RESOURCE RECOVERY CENTER									
Business Type									
	Final Clarifier Rehabilitation	State Revolving Fund Loan	$ —	$ 860,000	$ —	$ —	$ —	$ 860,000	128
	Lift Station SCADA Upgrades	Sanitary Sewer Construction Fund	$ 50,000	$ 50,000	$ 50,000	$ 50,000	$ —	$ 200,000	129
	Activated Sludge Process Improvements	Sanitary Sewer Construction Fund	$ —	$ —	$ —	$ 70,000	$ 98,000	$ 168,000	130
	High-Strength Waste Receiving & Storage	State Revolving Fund Loan, Sanitary Sewer Construction Fund	$ —	$ 574,371	$ 1,057,975	$ —	$ —	$ 1,632,346	131
	UV Disinfection System Modifications	Sanitary Sewer Construction Fund	$ 235,000	$ —	$ —	$ —	$ —	$ 235,000	132
	Pump Trailer	Sanitary Sewer Construction	$ 110,000	$ —	$ —	$ —	$ —	$ 110,000	133
AIRPORT									
Public Works									
	Replace DJC Hangar Floor Coating	Sales Tax Fund (20%)	$ 41,000	$ —	$ —	$ —	$ —	$ 41,000	134
	Terminal Automated Vehicle Wash Facility	CSVI Funds, CFC Funds	$ 227,750	$ —	$ —	$ —	$ —	$ 227,750	135
	Rehabilitate Taxiway A	FAA Discretionary Funds, FAA Entitlement, Sales Tax Fund (20%)	$ 350,000	$ 4,702,500	$ 5,152,300	$ 2,475,000	$ —	$ 12,679,800	136
	Aviation Fueling Facilities NFPA Update	DRA Distribution	$ 54,050	$ —	$ —	$ —	$ —	$ 54,050	137

City of Dubuque
Recommended Capital Improvement Summary
FY 2021 - FY 2025

PROGRAM/ DEPT	PROJECT DESCRIPTION	SOURCE OF FUNDS	FY 2021	FY 2022	FY 2023	FY 2024	FY 2025	TOTAL	PAGE
Public Works									
	Pavement Condition Study	FAA Entitlement, DRA Distribution	$ 50,200	$ —	$ —	$ 53,272	$ —	$ 103,472	138
	Asphalt Pavement Repair	DRA Distribution	$ —	$ 150,000	$ —	$ —	$ —	$ 150,000	139
	Perimeter Fence Improvements	Sales Tax Fund (20%)	$ —	$ 10,000	$ —	$ —	$ —	$ 10,000	140
	Corporate Hangar Facilities Maintenance	Sales Tax Fund (20%)	$ —	$ 20,000	$ —	$ 20,000	$ —	$ 40,000	141
	Storm Drain Improvements	Sales Tax Fund (20%)	$ —	$ —	$ —	$ 20,000	$ —	$ 20,000	142
	Extend Runway 18/36	FAA Entitlement Funds, Sales Tax Fund (20%)	$ —	$ —	$ —	$ —	$ 268,000	$ 268,000	143
PUBLIC WORKS									
Public Works									
	Asphalt Milling Program	Sales Tax Fund (30%)	$ 82,500	$ 84,000	$ 87,000	$ 88,000	$ 92,000	$ 433,500	144
	Curb Ramp Program	Sales Tax Fund (30%)	$ 423,574	$ 300,000	$ 400,000	$ 425,000	$ 250,000	$ 1,798,574	145
	Floodwall Post-Flood Repair Program	Sales Tax Fund (30%)	$ 20,000	$ 25,000	$ 25,000	$ 25,000	$ 25,000	$ 120,000	146
	Curb Replacement Program	Sales Tax Fund (30%)	$ 20,000	$ 20,000	$ 25,000	$ 25,000	$ 20,000	$ 110,000	147
	Steps, Hand Railings and Wall-Top Fencing	Sales Tax Fund (30%)	$ —	$ —	$ 10,000	$ 25,000	$ 20,000	$ 55,000	148
	Street Sign and Post Replacement	Sales Tax Fund (30%)	$ —	$ 10,000	$ 15,000	$ 15,000	$ 15,000	$ 55,000	149
	Concrete Street Section Repair Program	Sales Tax Fund (30%)	$ 20,000	$ 25,000	$ 25,000	$ 25,000	$ 20,000	$ 115,000	150
	56,000 Gross Vehicle Weight (GVW) Dump Truck Replacement	Sales Tax Fund (30%), Road Use Tax	$ 215,000	$ —	$ —	$ —	$ 366,636	$ 581,636	151
	Vacuum Street Sweeper Replacement	Road Use Tax, Sales Tax Fund (30%)	$ 210,000	$ —	$ —	$ 214,200	$ —	$ 424,200	152
	35,000 GVW Dump Truck Replacement	Sales Tax Fund (30%)	$ —	$ 381,404	$ —	$ —	$ —	$ 381,404	153
	Wheel Loader Purchase	Sales Tax Fund (30%)	$ 206,350	$ —	$ —	$ —	$ —	$ 206,350	154
PUBLIC WORKS									
Public Works									
	Municipal Service Center CNG Retrofit	DRA Distribution	$ —			$ —	$ 28,630	$ 28,630	155
Business Type									
	Cab-Over Solid Waste Vehicles	Refuse Collection Fund	$ 596,260	$ 528,628	$ 540,800	$ 314,308	$ 471,324	$ 2,451,320	156

City of Dubuque
Recommended Capital Improvement Summary
FY 2021 - FY 2025

PROGRAM/ DEPT	PROJECT DESCRIPTION	SOURCE OF FUNDS	FY 2021	FY 2022	FY 2023	FY 2024	FY 2025	TOTAL	PAGE
PUBLIC WORKS									
Business Type									
	Sanitary Sewer Root Foaming	Sanitary Sewer Construction Fund	$ 30,000	$ 30,000	$ 30,000	$ 30,000	$ 30,000	$ 150,000	157
	High Pressure Sewer Jet Cleaner	Sanitary Sewer Const. Fund	$ —	$ —	$ —	$ 210,000	$ —	$ 210,000	158
	Flood Control Units	Stormwater Construction Fund	$ —	$ 386,000	$ —	$ —	$ —	$ 386,000	159
	Hard Surface Deep Cleaning Self-Propelled Unit	Stormwater Construction Fund	$ 166,100	$ —	$ —	$ —	$ —	$ 166,100	160
	City Tipper Carts	Refuse Collection GO Debt	$ 280,000	$ 280,000	$ 280,000	$ —	$ —	$ 840,000	161
	Sandbagging Equipment	Stormwater Construction Fund	$ 35,000	$ —	$ —	$ —	$ —	$ 35,000	162
ENGINEERING DEPARTMENT									
SANITARY SEWER									
Business Type									
	General								
	Sanitary Sewer Extensions to New Developments	Sanitary Sewer Construction Fund	$ 13,275	$ 33,866	$ 59,145	$ 174,473	$ 31,925	$ 312,684	163
	Sanitary Sewer Extensions to Existing Developments	Sanitary Sewer Construction Fund, Special Assessments, State Revolving Fund Loan	$ 600,000	$ 1,200,000	$ —	$ —	$ —	$ 1,800,000	164
	Twin Ridge Subdivision -Lagoon Abandonment	State Revolving Fund Loan	$ —	$ 465,000	$ —	$ —	$ —	$ 465,000	165
	Sanitary Sewer Extensions - Existing Development, Pre-annexation and Annexation Agreements	Sanitary Sewer Construction Fund	$ —	$ 233,500	$ —	$ —	$ —	$ 233,500	166
	McFadden Farm Sanitary Sewer Extension	DICW TIF	$ —	$ —	$ 532,000	$ —	$ —	$ 532,000	167
	Sewer Utility Master Plan	State Revolving Fund Loan	$ 237,000	$ 121,000	$ —	$ —	$ —	$ 358,000	168
	CCTV Inspection, Cleaning, and Assessment	State Revolving Fund Loan	$ 285,000	$ 180,000	$ 180,000	$ 180,000	$ —	$ 825,000	169

City of Dubuque
Recommended Capital Improvement Summary
FY 2021 - FY 2025

PROGRAM/ DEPT	PROJECT DESCRIPTION	SOURCE OF FUNDS	FY 2021	FY 2022	FY 2023	FY 2024	FY 2025	TOTAL	PAGE
ENGINEERING DEPARTMENT									
SANITARY SEWER									
Business Type									
	Reconstruction								
	Southfork Interceptor Sewer	Sanitary Sewer Construction	$ —	$ —	$ 34,181	$ 533,819	$ —	$ 568,000	170
	Knob Hill-Duggan Drive Sanitary Sewer Reconstruction	State Revolving Fund Loan	$ —	$ —	$ 149,310	$ —	$ —	$ 149,310	171
	Brunswick Sanitary Sewer	Sanitary Sewer Construction Fund	$ —	$ —	$ 9,400	$ 68,900	$ —	$ 78,300	172
	Southgate Sanitary Sewer Reconstruction	Sanitary Sewer Construction Fund	$ —	$ —	$ 13,300	$ 98,100	$ —	$ 111,400	173
	Center Grove Sanitary Sewer Reconstruction	Sanitary Sewer Construction Fund	$ —	$ —	$ 7,300	$ 60,000	$ —	$ 67,300	174
	Wood Street Sanitary Sewer Reconstruction	Sanitary Sewer Construction Fund	$ 95,000	$ —	$ —	$ —	$ —	$ 95,000	175
	Auburn & Custer Sanitary Sewer Reconstruction	State Revolving Fund Loan	$ 316,400	$ —	$ —	$ —	$ —	$ 316,400	176
	Grove Terrace Sanitary Sewer Reconstruction	Sanitary Sewer Construction Fund	$ —	$ 110,000	$ —	$ —	$ —	$ 110,000	177
	Heeb Street Sanitary Sewer Reconstruction	Sanitary Sewer Construction Fund	$ 160,000	$ —	$ —	$ —	$ —	$ 160,000	178
	Hempstead Sanitary Sewer Reconstruction	Sanitary Sewer Construction Fund	$ 30,000	$ 250,000	$ —	$ —	$ —	$ 280,000	179
	Cooper Place and Maiden Lane Sanitary Sewer Reconstruction	State Revolving Fund Loan	$ —	$ —	$ 30,000	$ 300,000	$ —	$ 330,000	180
	Abbott & Cottage Sanitary Sewer Reconstruction	Sanitary Sewer Construction Fund	$ —	$ —	$ 20,000	$ 200,000	$ —	$ 220,000	181
	Harvard St Sanitary Sewer Reconstruction	Sanitary Sewer Construction Fund	$ —	$ —	$ —	$ 18,000	$ 160,000	$ 178,000	182
	Cedar and Terminal Street Lift Station and Force Main Assessment and Improvements	State Revolving Loan Fund	$ 750,000	$ 1,416,000	$ 2,260,000	$ —	$ —	$ 4,426,000	183

City of Dubuque
Recommended Capital Improvement Summary
FY 2021 - FY 2025

PROGRAM/ DEPT	PROJECT DESCRIPTION	SOURCE OF FUNDS	FY 2021	FY 2022	FY 2023	FY 2024	FY 2025	TOTAL	PAGE
ENGINEERING DEPARTMENT									
SANITARY SEWER									
Business Type									
	Track Line Sanitary Cleaning and Lining	State Revolving Fund Loan	$ 187,790	$ —	$ —	$ —	$ —	$ 187,790	185
	Force Main Stabilization	General Fund, Federal Cap Section 14 Cap, State Revolving Loan Fund	$ 100,000	$ —	$ —	$ —	$ 7,692,308	$ 7,792,308	186
	Sanitary Sewer Lining Program	State Revolving Fund Loan	$ —	$ 132,500	$ —	$ —	$ 220,000	$ 352,500	187
	Manhole Replacement/Rehab Program	Sanitary Sewer Construction Fund	$ —	$ —	$ 50,000	$ —	$ 40,000	$ 90,000	188
	Center Place Alley Sanitary Sewer Rehabilitation	State Revolving Fund Loan	$ 410,000		$ —	$ —	$ —	$ 410,000	189
	Perry & Bradley Force Main and Lift Station Improvements	State Revolving Loan Fund	$ —	$ 35,000	$ 225,000	$ —	$ —	$ 260,000	190
	Couler Valley Interceptor Inspection, Cleaning and Rehabilitation	Sanitary Sewer Construction Fund	$ —	$ —	$ 85,000	$ —	$ —	$ 85,000	191
	General Sanitary Sewer Replacement	Sanitary Sewer Construction Fund	$ 200,000	$ 200,000	$ 200,000	$ 200,000	$ 200,000	$ 1,000,000	192
STORMWATER									
Business Type									
	General Storm Sewer Projects								
	Stormwater Infiltration & Inflow Elimination Program	Stormwater Construction Fund	$ 50,000	$ 50,000	$ 90,000	$ 100,000	$ 100,000	$ 390,000	193
	Storm Sewer General Replacements	Stormwater Construction Fund	$ 50,000	$ 50,000	$ 50,000	$ 100,000	$ 204,255	$ 454,255	194
	Storm Sewer Improvements/Extensions	Stormwater Construction Fund	$ 60,000	$ 60,000	$ 60,000	$ 64,946	$ 64,946	$ 309,892	195
	Catch Basin Reconstruction	Stormwater Construction Fund	$ 53,000	$ 53,000	$ 53,060	$ 54,122	$ 55,204	$ 268,386	196
	Draintile Program	Stormwater Construction Fund	$ 100,400	$ 90,810	$ 101,224	$ 100,000	$ 62,082	$ 454,516	197
	Bee Branch Watershed Projects								
	Bee Branch Creek RR Culverts	State Revolving Fund Loan, Federal Grant, Sales Tax Increment, Land & Water Conservation Grant, Stormwater Construction Fund	$17,345,349	$ —	$ —	$ —	$ —	$17,345,349	198
	Bee Branch Creek Gate & Pump Replacement	Federal Grant, State Sales Tax Increment, Stormwater Construction Fund	$ 5,134,418	$ 4,769,592	$ —	$ —	$ —	$ 9,904,010	200

City of Dubuque
Recommended Capital Improvement Summary
FY 2021 - FY 2025

PROGRAM/ DEPT	PROJECT DESCRIPTION	SOURCE OF FUNDS	FY 2021	FY 2022	FY 2023	FY 2024	FY 2025	TOTAL	PAGE
ENGINEERING DEPARTMENT									
STORMWATER									
Business Type									
	Bee Branch Watershed Projects								
	Flood Control Maintenance Facility	Sales Tax Increment	$ —	$ —	$ —	$ 220,000	$ —	$ 220,000	201
	Specific Storm Sewer Projects								
	University Ave Storm Sewer	Stormwater Construction Fund	$ —	$ —	$ 150,000	$ —	$ —	$ 150,000	202
	Heeb Street Storm Sewer (Street Program)	Stormwater Construction Fund	$ 25,000	$ —	$ —	$ —	$ —	$ 25,000	203
	Keokuk Storm Sewer Extension	Stormwater Construction Fund	$ —	$ 44,600	$ —	$ —	$ —	$ 44,600	204
	Copper Field Storm Sewer Extension Project	Stormwater Construction Fund	$ —	$ 34,700	$ —	$ —	$ —	$ 34,700	205
	Key Way Drive Outfall Project	Stormwater Construction Fund	$ —	$ 30,100	$ —	$ —	$ —	$ 30,100	206
	Pennsylvania Culvert Replacement	Stormwater Construction Fund	$ —	$ —	$ —	$ —	$ 25,000	$ 25,000	207
	Windsor Street Storm Sewer Extension	Stormwater Construction Fund	$ —	$ —	$ —	$ 80,500	$ —	$ 80,500	208
	Seippel Road Culvert Replacement	Stormwater Construction Fund	$ —	$ 8,000	$ 48,000	$ —	$ —	$ 56,000	209
	Catherine Street Storm Sewer Improvements	Stormwater Construction Fund	$ 53,000	$ —	$ —	$ —	$ —	$ 53,000	210
	Villa Street Storm Sewer Replacement	Stormwater Construction Fund	$ 33,000	$ —	$ —	$ —	$ —	$ 33,000	211
	Northridge Dr Storm Sewer Extension	Stormwater Construction Fund	$ —	$ —	$ —	$ —	$ 133,200	$ 133,200	212
STREETS									
Public Works									
	Street Related Improvements								
	Pavement Marking Project	Sales Tax Fund (30%), IDOT, Road Use Tax	$ 135,000	$ 135,000	$ 135,000	$ 135,000	$ 135,000	$ 675,000	213
	Street Construction General Repairs	Sales Tax Fund (30%)	$ 100,000	$ 100,000	$ 110,000	$ 110,000	$ 100,000	$ 520,000	214
	Pavement Preservation Program	DRA Distribution	$ 48,000	$ —	$ —	$ —	$ —	$ 48,000	215
	East - West Corridor Capacity Improvements	Road Use Tax, Fed DMATS Funding, State Grants (TSF), Greater Downtown TIF	$ —	$ 150,000	$ 4,600,000	$ —	$ —	$ 4,750,000	217
	Chavenelle Rd Reconstruction	DICW TIF, Special Assessments	$ 3,700,000	$ —	$ —	$ —	$ —	$ 3,700,000	219

City of Dubuque
Recommended Capital Improvement Summary
FY 2021 - FY 2025

PROGRAM/ DEPT	PROJECT DESCRIPTION	SOURCE OF FUNDS	FY 2021	FY 2022	FY 2023	FY 2024	FY 2025	TOTAL	PAGE
ENGINEERING DEPARTMENT									
STREETS									
Public Works									
	Heeb Street Reconstruction	Sales Tax Fund (30%), Special Assessments, General Obligation Debt	$ 300,000	$ —	$ —	$ —	$ —	$ 300,000	221
	Southwest Arterial Project	Sales Tax Fund (30%), Dubuque County	$ 550,000	$ —	$ —	$ —	$ —	$ 550,000	222
	Southwest Arterial ITS Corridor Development	Sales Tax Fund (30%), IDOT	$ 850,000	$ 850,000	$ —	$ —	$ —	$ 1,700,000	224
	Westside Drive Street Lights	Sales Tax Fund (30%)	$ —	$ —	$ 150,000	$ —	$ —	$ 150,000	225
	7th Street Extension to Pine Street	Sales Tax Fund (30%), Greater Downtown TIF	$ —	$ —	$ —	$ 191,500	$ 650,000	$ 841,500	226
	North Cascade Road Reconstruction	DMATS STP Funds, N Cascade Housing TIF	$ —	$ 1,497,200	$ —	$ —	$ —	$ 1,497,200	227
	Cedar Cross Rd Reconstruction	Road Use Tax, DMATS Funds, Special Assessments	$ —	$ —	$ —	$ —	$ 400,000	$ 400,000	229
	Seippel Road Reconstruction	DICW TIF and DMATS	$ —	$ —	$ —	$ —	$ 280,000	$ 280,000	230
	Pavement Rehabilitation - Concrete Street Repair, Mill and Asphalt Resurfacing	Sales Tax Fund (30%)	$ 520,000	$ —	$ —	$ —	$ —	$ 520,000	231
	Northwest Arterial Eastbound Dedicated Left Turn lane onto John F Kennedy (JFK) Road	Road Use Tax, Traffic Safety Grant	$ 180,000	$ —	$ —	$ —	$ —	$ 180,000	232
	Pavement Preservation Joint Sealing	Sales Tax Fund (30%), Road Use Tax	$ 50,000	$ 50,000	$ 55,000	$ 55,000	$ —	$ 210,000	233
	Rockdale Road Reconstruction	South Point Housing TIF, Special Assessments	$ —	$ —	$ —	$ —	$ 200,000	$ 200,000	234
	Sidewalk Related								
	Sidewalk Inspection Program - Assessable	Special Assessments	$ 30,000	$ 30,000	$ 30,000	$ 30,000	$ 30,000	$ 150,000	235
	Sidewalk Program - City-Owned Property	Sales Tax Fund (30%)	$ 170,000	$ 100,000	$ 100,000	$ 50,000	$ 50,000	$ 470,000	236
	ADA Curb Ramp Construction	CDBG Grant	$ —	$ 12,600	$ 12,600	$ 12,600	$ 12,600	$ 50,400	237

City of Dubuque
Recommended Capital Improvement Summary
FY 2021 - FY 2025

PROGRAM/ DEPT	PROJECT DESCRIPTION	SOURCE OF FUNDS	FY 2021	FY 2022	FY 2023	FY 2024	FY 2025	TOTAL	PAGE
ENGINEERING DEPARTMENT									
STREETS									
Public Works									
	Sidewalk Program Related Curb and Catch Basin Replacements	Sales Tax Fund (30%)	$ 25,000	$ 25,000	$ 30,000	$ 32,000	$ 35,000	$ 147,000	238
	Decorative Concrete Maintenance Program	Sales Tax Fund (20%)	$ —	$ —	$ —	$ 35,000	$ 40,000	$ 75,000	239
	Trails/General Maintenance								
	Stone Retaining Walls	Sales Tax Fund (30%)	$ —	$ 100,000	$ 105,000	$ 110,000	$ —	$ 315,000	240
	Bridge Repairs/Maintenance	Sales Tax Fund (30%)	$ —	$ 100,000	$ 100,000	$ 100,000	$ —	$ 300,000	241
	Villa Street Retaining Wall	Road Use Tax	$ 1,600,000	$ —	$ —	$ —	$ —	$ 1,600,000	242
	Lowell Street Retaining Wall	Sales Tax Fund (30%)	$ —	$ 141,500	$ —	$ —	$ —	$ 141,500	243
	Brick Paver Maintenance	Sales Tax (30%)	$ 30,000	$ —	$ 30,000	$ —	$ 30,000	$ 90,000	244
	Complete Streets Elements	Sales Tax Fund (30%)	$ —	$ —	$ 12,000	$ 12,000	$ 10,000	$ 34,000	245
ENGINEERING DEPARTMENT									
MISCELLANEOUS									
General Government									
	Federal Building Renovation	GO Debt	$ 446,000	$ 346,800	$ 286,000	$ 36,500	$ —	$ 1,115,300	246
Public Works									
	Riverfront Dock Expansion	Greater Downtown TIF, Private Participant	$ 1,050,000	$ 1,050,000	$ —	$ —	$ —	$ 2,100,000	248
	Neighborhood Related Improvement	CDBG Grant	$ —	$ 10,000	$ 10,000	$ 10,000	$ 10,000	$ 40,000	250
	Riverfront Leasehold Improvements	Greater Downtown TIF	$ 187,500	$ 73,500	$ —	$ —	$ —	$ 261,000	251
	ABC Supply Building Deconstruction	GDTIF G.O. Debt	$ 417,000	$ —	$ —	$ —	$ —	$ 417,000	252
	Port of Dubuque - Security Cameras	DRA Distribution	$ —	$ 20,000	$ —	$ 20,000	$ —	$ 40,000	253
	Harbor Area Maintenance	Sales Tax Fund (20%)	$ 25,000	$ —	$ 30,000	$ —	$ 35,000	$ 90,000	254
	Ice Harbor Road - Museum Wetland Railing	Sales Tax Fund (20%)	$ 20,000	$ —	$ —	$ —	$ —	$ 20,000	255
	Third Street Overpass Railing Painting	Sales Tax Fund (30%)	$ 120,000	$ —	$ —	$ —	$ —	$ 120,000	256
	Speed Shields	Sales Tax Fund (30%)	$ —	$ 46,000	$ 46,000	$ 46,000	$ —	$ 138,000	257

City of Dubuque
Recommended Capital Improvement Summary
FY 2021 - FY 2025

PROGRAM/ DEPT	PROJECT DESCRIPTION	SOURCE OF FUNDS	FY 2021	FY 2022	FY 2023	FY 2024	FY 2025	TOTAL	PAGE
TRAFFIC									
Public Works									
	Street Light Replacement and New Installation	Sales Tax Fund (30%), Greater Downtown TIF	$ 32,000	$ 128,200	$ 145,200	$ 180,000	$ 35,000	$ 520,400	258
	Signalization Program	Sales Tax Fund (30%)	$ 70,000	$ 70,000	$ 80,000	$ 70,000	$ 60,000	$ 350,000	259
	Traffic Signal Mastarm Retrofit	Sales Tax Fund (30%)	$ 65,000	$ 70,000	$ 75,000	$ 80,000	$ 65,000	$ 355,000	260
	Traffic Signal Interconnect Conduit Replacement	Sales Tax Fund (30%)	$ 30,000	$ 40,000	$ 70,000	$ 40,000	$ 40,000	$ 220,000	261
	Traffic Signal Controller Replacement	Sales Tax Fund (30%)	$ 35,000	$ 35,000	$ 45,000	$ 45,000	$ 35,000	$ 195,000	262
	Street Lighting and Traffic Signal Knockdown/Insurance	Insurance Reimbursements, Sales Tax Fund (30%)	$ 25,000	$ 25,000	$ 30,000	$ 30,000	$ 25,000	$ 135,000	263
	Street Camera Installation	Sales Tax Fund (30%), GDTIF	$ 82,476	$ 105,775	$ 89,798	$ 105,000	$ 15,000	$ 398,049	264
	LED Re-lamp schedule	Sales Tax Fund (30%)	$ —	$ 25,000	$ 30,000	$ 25,000	$ 20,000	$ 100,000	265
	Traffic Signal Battery Backup Program	Sales Tax Fund (30%)	$ 10,000	$ 15,000	$ 20,000	$ 20,000	$ 20,000	$ 85,000	266
	Traffic Signal Intersection Reconstruction	Sales Tax Fund (30%)	$ 40,000	$ 50,000	$ 75,000	$ 72,472	$ 65,000	$ 302,472	267
	Surge and Grounding Improvements at Signals City-Wide	Sales Tax Fund (30%)	$ 10,000	$ 15,000	$ 20,000	$ 20,000	$ 20,000	$ 85,000	268
	STREETS Traffic Control Project	Sales Tax Fund (30%), Federal Grant, State Grants, IDOT, DMATS, DRA Distribution	$ 3,466,250	$ 75,000	$ 50,000	$ —	$ —	$ 3,591,250	269
	Traffic Signal Fiber Optics	Sales Tax Fund (30%)	$ 65,000	$ 65,000	$ 100,000	$ 100,000	$ —	$ 330,000	270
ENGINEERING DEPARTMENT									
TRAFFIC									
Public Works									
	ITS Traffic Control Equipment	Sales Tax Fund (30%)	$ 20,000	$ 20,000	$ 25,000	$ 34,000	$ 25,000	$ 124,000	271
	Traffic Signal Vehicle Detection Conversion	Sales Tax Fund (30%)	$ 50,000	$ 50,000	$ 60,000	$ 64,000	$ 40,000	$ 264,000	272
	Grandview Street Light Replacement	Sales Tax Fund (30%)	$ 35,000	$ —	$ 50,000	$ 100,000	$ —	$ 185,000	273
	INET Replacement Build Out	Sales Tax Fund (30%)	$ 90,000	$ 90,000	$ 150,000	$ 65,000	$ —	$ 395,000	274
	Emergency Preemption Expansion and Upgrades	Sales Tax Fund (30%)	$ 15,000	$ 15,000	$ 15,000	$ 20,000	$ 20,000	$ 85,000	275

City of Dubuque
Recommended Capital Improvement Summary
FY 2021 - FY 2025

PROGRAM/ DEPT	PROJECT DESCRIPTION	SOURCE OF FUNDS	FY 2021	FY 2022	FY 2023	FY 2024	FY 2025	TOTAL	PAGE
ENGINEERING DEPARTMENT									
TRAFFIC									
Public Works									
	Asbury Rd Signalization Reconstruction	Sales Tax Fund (30%)	$ 120,000	$ —	$ —	$ —	$ —	$ 120,000	276
	Fiber Optic Conduit - Miscellaneous	Sales Tax Fund (30%)	$ 40,000	$ 40,000	$ 50,000	$ 50,000	$ 40,000	$ 220,000	277
	Fiber Infrastructure Management System	Sales Tax Fund (30%)	$ —	$ 100,000	$ 10,000	$ 10,000	$ 10,000	$ 130,000	278
	Broadband Acceleration and Universal Access	Sales Tax Fund (30%)	$ 136,000	$ 130,000	$ 125,000	$ 120,000	$ —	$ 511,000	279
BUILDING SERVICES									
Public Safety									
	Downtown URD Non-Profit ADA Assistance	Greater Downtown TIF	$ 100,000	$ 100,000	$ 100,000	$ 100,000	$ 100,000	$ 500,000	280
	Downtown ADA Assistance	Greater Downtown TIF	$ 30,000	$ 30,000	$ 30,000	$ 30,000	$ 30,000	$ 150,000	281
	Integrated Access Control and Security System	Sales Tax Fund (20%)	$ 48,500	$ 19,750	$ 17,500	$ —	$ —	$ 85,750	282
ECONOMIC DEVELOPMENT									
Community and Economic Development									
	Greater Downtown Urban Renewal District Incentive & Rehab Program	Greater Downtown TIF	$ 392,900	$ 350,000	$ 390,000	$ 400,000	$ 350,000	$ 1,882,900	283
	Kerper Boulevard Revitalization	DRA Distribution	$ 50,000	$ —	$ —	$ —	$ —	$ 50,000	284
	Workforce Development	General Fund, DICW (Land Sales)	$ 310,000	$ —	$ —	$ —	$ —	$ 310,000	285
	Washington Neighborhood Façade Program	Greater Downtown TIF	$ 120,000	$ 70,000	$ 60,000	$ 200,000	$ 100,000	$ 550,000	286
	Downtown Rehab Grant Program	Greater Downtown TIF	$ 70,000	$ 70,000	$ 60,000	$ 50,000	$ 50,000	$ 300,000	287
	Historic Preservation Revolving Loan	UDAG Loan Repayments	$ 9,270	$ 9,270	$ 9,270	$ 9,270	$ 9,270	$ 46,350	288
	Develop McFadden Property	DICW G.O. Debt	$ —	$ —	$ 4,928,082	$ 4,707,351	$ —	$ 9,635,433	289
	Downtown Rehabilitation Loan Program	Greater Downtown TIF, Loan Repayments	$ —	$ —	$ —	$ 300,000	$ —	$ 300,000	290

City of Dubuque
Recommended Capital Improvement Summary
FY 2021 - FY 2025

PROGRAM/ DEPT	PROJECT DESCRIPTION	SOURCE OF FUNDS	FY 2021	FY 2022	FY 2023	FY 2024	FY 2025	TOTAL	PAGE
ECONOMIC DEVELOPMENT									
Community and Economic Development									
	Central Ave Corridor Initiative	GDTIF G.O. Debt	$ 50,000	$ 50,000	$ 50,000	$ —	$ —	$ 150,000	291
	Central Avenue Streetscape Master Plan Implementation	Greater Downtown TIF	$ —	$ 120,000	$ 20,000	$ —	$ —	$ 140,000	292
	Dubuque Industrial Center South Signs	DICW TIF	$ —	$ —	$ 80,465	$ —	$ —	$ 80,465	293
	Dubuque Industrial Center Signs	DICW TIF	$ —	$ —	$ 50,000	$ —	$ —	$ 50,000	294
	South Port Master Plan Implementation	EPA, Sales Tax Fund (20%)	$ —	$ —	$ 215,000	$ —	$ —	$ 215,000	295
TRANSPORTATION SERVICES DEPARTMENT									
Transit Division									
Business Type									
	Transit Vehicle Replacement	General Fund, General Obligation Debt, DRA Distribution, FTA Grant, Sales Tax 20%	$ 794,824	$ 560,276	$ 383,182	$ 100,000	$ 298,997	$ 2,137,279	296
	Bus Stop Improvements	CDBG	$ 37,870	$ 17,072	$ 10,250	$ 37,313	$ 17,933	$ 120,438	298
	Onboard Security Cameras	Sales Tax Fund (20%), FTA Allocation	$ 112,740	$ —	$ —	$ —	$ —	$ 112,740	299
Parking Division									
Business Type									
	Port of Dubuque Ramp Major Maintenance	Private Participant	$ 81,305	$ 82,931	$ 84,590	$ 86,282	$ 88,008	$ 423,116	300
	East 12th and Elm Street Parking Lot Construction	GDTIF G.O. Debt	$ 589,000	$ —	$ —	$ —	$ —	$ 589,000	301
	Locust/Iowa Street Parking Ramp Repairs and Additional Parking	Parking Construction Fund, GDTIF G.O. Debt	$ —	$ 10,000,000	$ 8,500,000	$ —	$ —	$18,500,000	302
	Maintenance of Municipal Parking Lots	Parking Construction Fund	$ 50,000	$ —	$ —	$ —	$ —	$ 50,000	303
	Parking Ramp Occupancy Engineering Certification	Parking Construction Fund	$ 26,500	$ —	$ —	$ —	$ —	$ 26,500	304

City of Dubuque
Recommended Capital Improvement Summary
FY 2021 - FY 2025

PROGRAM/ DEPT	PROJECT DESCRIPTION	SOURCE OF FUNDS	FY 2021	FY 2022	FY 2023	FY 2024	FY 2025	TOTAL	PAGE
HOUSING AND COMMUNITY DEVELOPMENT									
Community and Economic Development									
	Homeownership Assistance	Greater Downtown TIF, Housing TIF, Loan Repayments, General Fund, Sale Proceeds	$ 566,485	$ 816,595	$ 1,050,140	$ 1,664,664	$ 1,864,354	$ 5,962,238	305
	Lead Based Paint Hazard Control	HUD Lead Grant, Private Participant	$ 800,000	$ 800,000	$ —	$ —	$ —	$ 1,600,000	307
	Lead Based Paint Hazard Control Grant Match	CDBG Grant	$ 104,166	$ 102,332	$ —	$ —	$ —	$ 206,498	309
	Neighborhood Reinvestment Partnership	Housing TIF	$ 300,000	$ 300,000	$ 300,000	$ 300,000	$ —	$ 1,200,000	311
	Washington Neighborhood Home Purchase Program	IFA Trust, IFA Trust Loan Repayments	$ 211,283	$ 211,283	$ 211,283	$ 211,283	$ 211,283	$ 1,056,415	313
	Homeowner Rehabilitation Program	RRP Repayments, CDBG	$ 155,000	$ 205,000	$ 210,000	$ 210,000	$ 210,000	$ 990,000	314
	Purchase/Rehab/Resale	CDBG Grant	$ 45,000	$ 175,000	$ 180,000	$ 180,000	$ 180,000	$ 760,000	316
	First-Time Home Buyer Program	CDBG Grant	$ 50,000	$ 50,000	$ 50,000	$ 50,000	$ 50,000	$ 250,000	317
	Rental Dwelling Rehabilitation Programs	CDBG Grant	$ 50,000	$ 50,000	$ 50,000	$ 50,000	$ 50,000	$ 250,000	318
	Bee Branch Healthy Homes Resiliency Grant	HUD NDRC Grant	$ 2,718,000	$ 674,000	$ —	$ —	$ —	$ 3,392,000	319
PLANNING SERVICES									
Community and Economic Development									
	Trail Planning	DRA Distribution	$ —	$ 10,000	$ 10,000	$ 10,000	$ 10,000	$ 40,000	320
	Historic Preservation Technical Assistance Program	State Grant-CLG/HRDP, DRA Distribution	$ —	$ —	$ 15,000	$ 5,000	$ 5,000	$ 25,000	321
CITY MANAGERS OFFICE									
General Government									
	Aerial Orthophotography	DRA Distribution	$ —	$ 52,500	$ —	$ 55,000	$ —	$ 107,500	322
	Municipal Green House Gas Inventory	Sales Tax Fund (20%)	$ —	$ —	$ 50,000	$ —	$ —	$ 50,000	323
	Downtown Urban Renewal Area Non-Profit Weatherization Assistance	Greater Downtown TIF	$ 100,000	$ 100,000	$ 100,000	$ 100,000	$ 100,000	$ 500,000	324

City of Dubuque
Recommended Capital Improvement Summary
FY 2021 - FY 2025

PROGRAM/ DEPT	PROJECT DESCRIPTION	SOURCE OF FUNDS	FY 2021	FY 2022	FY 2023	FY 2024	FY 2025	TOTAL	PAGE
CITY CLERKS OFFICE									
General Government									
	City Clerk's Office Redesign	DRA Gaming, DRA Distribution	$ 5,000	$ 25,400	$ —	$ —	$ —	$ 30,400	325
FINANCE									
General Government									
	General Ledger Software	G.O. Debt (Sales Tax Fund 20%)	$ 250,000	$ 750,000	$ —	$ —	$ —	$ 1,000,000	326
INFORMATION SERVICES									
Business Type									
	City-Wide Computer and Printer Replacements	Sanitary Sewer Construction Fund, Storm Sewer Construction Fund, Garage Service Fund, Water Construction Fund	$ 30,175	$ 41,150	$ 58,537	$ 81,337	$ 23,450	$ 234,649	327
	City-Wide Multifunction Replacement	Sanitary Sewer Construction Fund, Storm Sewer Construction Fund, Garage Service Fund, Water Construction Fund	$ 29,060	$ —	$ —	$ —	$ —	$ 29,060	328
INFORMATION SERVICES									
General Government									
	City-Wide Computer and Printer Replacements	Sales Tax Fund (20%), DRA Distribution, Sales Tax Fund (30%), Cable TV Fund	$ 620,023	$ 1,003,804	$ 522,097	$ 598,274	$ 281,443	$ 3,025,641	329
	City-Wide Multifunction Replacement	Sales Tax Fund (20%), Road Use Tax Fund, Dubuque County Share	$ 95,654	$ —	$ —	$ —	$ —	$ 95,654	330
	Network Security Risk Assessment	DRA Distribution, Sales Tax Fund (20%)	$ 22,000	$ 15,000	$ 15,000	$ 15,000	$ —	$ 67,000	331
	Layer 2 Redundant Network Switch	DRA Distribution	$ 74,000	$ 75,229	$ —	$ —	$ —	$ 149,229	332
	Enterprise Firewall Security Gateway Cluster	Sales Tax Fund (20%)	$ 37,955	$ —	$ —	$ —	$ —	$ 37,955	333
	Ransomware Defender & File Recovery	DRA Distribution	$ 47,400	$ —	$ —	$ 3,210	$ —	$ 50,610	334
	Network Monitoring & Troubleshooting	Sales Tax Fund (20%)	$ 30,240	$ —	$ —	$ —	$ —	$ 30,240	335
	Third Street Data Center	DRA Distribution	$ —	$ —	$ —	$ 303,000	$ —	$ 303,000	336
	Grand Total		**$ 59,747,247**	**$ 46,374,070**	**$ 41,267,675**	**$ 30,135,368**	**$ 22,571,028**	**$ 200,095,388**	

DEPARTMENT:	STATE PROGRAM:	PROJECT TITLE:	YEAR FIRST SUBMITTED:	TOTAL PROJECT COST
13 - Fire	1C - Public Safety	Ladder Truck & Pumper Replacement	FY 2016	$ 3,462,487
			ACTIVITY NO: 350-1016	

2019 EXPENSE	2020 BUDGET	PROJECT BUDGET	2021	2022	2023	2024	2025	2026
		A. EXPENDITURE ITEMS						
$ 97,385	$ 350,000	Pumper or Ladder Truck	$ —	$ 1,557,550	$ —	$ 405,200	$ —	$ —
		Haz Mat Truck	$ 408,000	$ —	$ —	$ —	$ —	$ —
	$ 179,325	Pumper (Fleet Expansion)	$ —	$ —	$ —	$ 460,000	$ —	$ —
$ 5,027		Consultant	$ —	$ —	$ —	$ —	$ —	$ —
			$ —	$ —	$ —	$ —	$ —	$ —
$ 102,412	$ 529,325	TOTAL	$ 408,000	$ 1,557,550	$ —	$ 865,200	$ —	$ —
		B. PROJECT FINANCING						
		Dubuque County	$ 119,583	$ —	$ —	$ —	$ —	$ —
	$ 350,000	G.O. Debt (Sales Tax Fund 20%)	$ 288,417	$ 1,557,550	$ —	$ 865,200	$ —	$ —
$ 102,412	$ 179,325	Sales Tax Fund (20%)	$ —	$ —	$ —	$ —	$ —	$ —
$ 102,412	$ 529,325	TOTAL	$ 408,000	$ 1,557,550	$ —	$ 865,200	$ —	$ —

PROJECT DESCRIPTION/JUSTIFICATION

This project goal replaces fire apparatus based on a schedule of 20 year service life for pumpers and 30 year service life for ladder trucks. The project also replaces the 1998 Freightliner/Simon Hazmat truck at 23 years. FY21 funding would replace this Hazardous Materials Response Truck (23 yrs.). In FY22, funding would replace the 1995 General Safety ladder truck due to rust deterioration (27 yrs). FY24 funding would replace 2004 International/Simon pumper (20 yrs). Also in FY24, requested funding would provide for the addition of one fire engine to the fleet. This additional fire engine would be needed to equip the expansion to a seventh fire station. As an expansion unit, additional cost covers equipment for this engine (hose, tools, etc.).

RELATIONSHIP TO OTHER PROJECTS

This project is related to Fire Station Expansion/Relocation (#350-1864) for the additional unit funded in FY24.

OUTCOME

Healthy and Safe: Continue to provide a timely response to emergency calls for service.

FUNDING RESTRICTIONS

This project may only be funded by Sales Tax Fund (20%) or DRA Distribution/Gaming.

DEPARTMENT:	STATE PROGRAM:	PROJECT TITLE:	YEAR FIRST SUBMITTED:	TOTAL PROJECT COST
13 - Fire	1C - Public Safety	HVAC Replacement at Fire Headquarters 11 West 9th Street	FY 2020 ACTIVITY NO: 350-2810	$ 593,529

2019 EXPENSE	2020 BUDGET	PROJECT BUDGET	2021	2022	2023	2024	2025	2026
		A. EXPENDITURE ITEMS						
	$ 80,000	HVAC Control Replacement	$ —	$ —	$ —	$ —	$ —	$ —
		Boiler Replacement	$ 168,924	$ —	$ —	$ —	$ —	$ —
		Air Handler Replacement	$ —	$ 344,605	$ —	$ —	$ —	$ —
$ —	$ 80,000	TOTAL	$ 168,924	$ 344,605	$ —	$ —	$ —	$ —
		B. PROJECT FINANCING						
	$ 80,000	G.O. Debt (Sales Tax Fund 20%)	$ 168,924	$ 344,605	$ —	$ —	$ —	$ —
$ —	$ 80,000	TOTAL	$ 168,924	$ 344,605	$ —	$ —	$ —	$ —
		C. IMPACT - OPERATIONS						
		Operating Cost (Savings)	$ (2,000)	$ (1,500)	$ —	$ —	$ —	$ —
		Operating Revenue	$ —	$ —	$ —	$ —	$ —	$ —

PROJECT DESCRIPTION/JUSTIFICATION

This project replaces Heating Ventilation and Air Conditioning (HVAC) components at Fire Headquarters over a three-year period. The heating boiler, air handlers, and associated control system are original to the building (1970). All three components are beyond their expected service life. The HVAC and Lighting System Improvement Study completed in 2015 listed replacement of these components as the top priority. This project would provide for replacement of the system controls in FY2020 ($80,000) with estimated pay-back in 12 years, replace the heating boiler in FY2021 ($168,924) for which the study suggested "dramatic" energy savings, and replace all three air handling units in FY2022 ($344,605) to relieve excess condensation and mold growth, improving the air quality in the building.

RELATIONSHIP TO OTHER PROJECTS

This project is not related to other capital projects.

OUTCOME

Sustainable Environment: Reduce the community's carbon footprint (50% by 2030).

FUNDING RESTRICTIONS

This project may only be funded by Sales Tax Fund (20%) or DRA Distribution/Gaming.

DEPARTMENT: 13 - Fire		STATE PROGRAM: 1C - Public Safety	PROJECT TITLE: Outdoor Warning Siren Repair/Replace			YEAR FIRST SUBMITTED: FY2021 ACTIVITY NO: 102-1135		TOTAL PROJECT COST $ 300,000
2019 EXPENSE	**2020 BUDGET**	**PROJECT BUDGET**	**2021**	**2022**	**2023**	**2024**	**2025**	**2026**
		A. EXPENDITURE ITEMS						
		Equipment Purchase	$ 100,000	$ 50,000	$ 50,000	$ 50,000	$ 50,000	$ —
$ —	$ —	TOTAL	$ 100,000	$ 50,000	$ 50,000	$ 50,000	$ 50,000	$ —
		B. PROJECT FINANCING						
		DRA Distribution	$ 100,000	$ 50,000	$ 50,000	$ 50,000	$ 50,000	$ —
$ —	$ —	TOTAL	$ 100,000	$ 50,000	$ 50,000	$ 50,000	$ 50,000	$ —

PROJECT DESCRIPTION/JUSTIFICATION

This project seeks to extend the service life of the City-wide outdoor warning siren system. The components of this system are now over twenty years old and failure of siren components is starting to drive up repair costs. Additionally, any failure of this warning system could have serious safety ramifications. The project is designed to replace and or repair the system of 17 outdoor warning sirens over a five-year period.

RELATIONSHIP TO OTHER PROJECTS

This project is not related to other Capital Improvement Projects

OUTCOME

Healthy and Safe: Have residents feeling safe in any neighborhood and throughout the community.

FUNDING RESTRICTIONS

This project may only be funded by Sales Tax Fund (20%) or DRA Distribution/Gaming.

DEPARTMENT: 13 - Fire		STATE PROGRAM: 1C - Public Safety	PROJECT TITLE: Fire Station Exhaust Systems			YEAR FIRST SUBMITTED: FY2021 ACTIVITY NO: 101-2824		TOTAL PROJECT COST $ 100,000
2019 EXPENSE	**2020 BUDGET**	**PROJECT BUDGET**	**2021**	**2022**	**2023**	**2024**	**2025**	**2026**
		A. EXPENDITURE ITEMS						
		Equipment + Installation	$ 30,000	$ 30,000	$ 40,000	$ —	$ —	$ —
$ —	$ —	TOTAL	$ 30,000	$ 30,000	$ 40,000	$ —	$ —	$ —
		B. PROJECT FINANCING						
		DRA Gaming	$ 30,000	$ 30,000	$ 40,000	$ —	$ —	$ —
$ —	$ —	TOTAL	$ 30,000	$ 30,000	$ 40,000	$ —	$ —	$ —

PROJECT DESCRIPTION/JUSTIFICATION

This project will provide air filtration for vehicle exhaust in the fire stations. Diesel exhaust has been identified as a health hazard within fire stations where personnel are living around-the-clock near fire apparatus. This project funds the installation of filtration and air-cleaning equipment to all stations over a three-year project. FY21 will address the most critical needs which are Stations 4, 5, & 6 due to living quarters over the apparatus garage. FY22 will provide equipment for Stations 2 & 3, and the final year will install the system at Fire Headquarters.

RELATIONSHIP TO OTHER PROJECTS

This project is not related to other Capital Improvement Projects.

OUTCOME

Financially Responsible, High Performance City Organization: Have well maintained City infrastructure.

FUNDING RESTRICTIONS

This project may only be funded by Sales Tax Fund (20%) or DRA Distribution/Gaming.

DEPARTMENT:		STATE PROGRAM:	PROJECT TITLE:			YEAR FIRST SUBMITTED:	FY19	TOTAL PROJECT COST
13 - Fire		1C - Public Safety	Station 6 Structural, Roof, and Tuckpointing Repairs			ACTIVITY NO:	350-2706 102-2706	$ 209,000
2019 EXPENSE	**2020 BUDGET**	**PROJECT BUDGET**	**2021**	**2022**	**2023**	**2024**	**2025**	**2026**
		A. EXPENDITURE ITEMS						
		Construction	$ 190,000	$ —	$ —	$ —	$ —	$ —
		Contingency	$ 19,000	$ —	$ —	$ —	$ —	$ —
$ —	$ —	TOTAL	$ 209,000	$ —	$ —	$ —	$ —	$ —
		B. PROJECT FINANCING						
		DRA Distribution	$ 209,000	$ —	$ —	$ —	$ —	$ —
$ —	$ —	TOTAL	$ 209,000	$ —	$ —	$ —	$ —	$ —

PROJECT DESCRIPTION/JUSTIFICATION

This project completes building structural repair work that was not able to be previously funded in this CIP. In September of 2019, bids for the project came in well over engineering estimates and were rejected. This work will be re-bid during a more favorable construction season. During the design phase the fire station roof was identified as needing replacement. The CIP for structural repairs in FY19 contained only enough funds to complete tuckpointing of brick exterior in the construction area. Additional tuckpointing is necessary to maintain the exterior and stop water infiltration. This project will provide the additonal funding expected for the structural repair, as well as roof and tuckpointing needs.

RELATIONSHIP TO OTHER PROJECTS

This project is not related to other capital projects.

OUTCOME

Financially Responsible, High Performance City Organization: Have well maintained City infrastructure.

FUNDING RESTRICTIONS

This project may only be funded by Sales Tax Fund (20%) or DRA Distribution/Gaming.

DEPARTMENT:	STATE PROGRAM:	PROJECT TITLE:	YEAR FIRST SUBMITTED:	TOTAL PROJECT COST
13 - Fire	1C - Public Safety	Implement Mechanical & Electrical System Design Study Recommendations	FY 2018	$ 108,937
			ACTIVITY NO: 350-2575	

2019 EXPENSE	2020 BUDGET	PROJECT BUDGET	2021	2022	2023	2024	2025	2026
		A. EXPENDITURE ITEMS						
$ 4,897		Property Maintenance	$ 26,010	$ 26,010	$ —	$ 26,010	$ 26,010	$ —
$ 4,897	$ —	TOTAL	$ 26,010	$ 26,010	$ —	$ 26,010	$ 26,010	$ —
		B. PROJECT FINANCING						
$ 4,897		Sales Tax Fund (20%)	$ 26,010	$ 26,010	$ —	$ 26,010	$ 26,010	$ —
			$ —	$ —	$ —	$ —	$ —	$ —
$ 4,897	$ —	TOTAL	$ 26,010	$ 26,010	$ —	$ 26,010	$ 26,010	$ —
		C. IMPACT - OPERATIONS						
		Operating Cost (Savings)	$ —	$ —	$ (5,000)	$ (5,000)	$ (5,000)	$ —
		Operating Revenue	$ —	$ —	$ —	$ —	$ —	$ —

PROJECT DESCRIPTION/JUSTIFICATION

This project would implement recommendations from the recent Heating, Ventilation, and Air Conditioning (HVAC) and Lighting study. Modus consultants provided a five-year plan to improve HVAC and lighting at all six fire stations. This report seeks to identify cost-savings and energy conservation projects among fire stations that will reduce the environmental impact and provide savings in operating costs. This project covers upgrades to lighting and HVAC projects at five satellite fire stations.

RELATIONSHIP TO OTHER PROJECTS

This project is not related to other Capital Improvement Projects.

OUTCOME

Sustainable Environment: Reduce the community's carbon footprint (50% by 2030).

FUNDING RESTRICTIONS

This project may only be funded by Sales Tax Fund (20%) or DRA Distribution/Gaming.

DEPARTMENT: 13 - Fire		STATE PROGRAM: 1C - Public Safety	PROJECT TITLE: Replace Flooring and Paint at Station 4			YEAR FIRST SUBMITTED: FY 2018 ACTIVITY NO: 101-1444		TOTAL PROJECT COST $ 14,280
2019 EXPENSE	**2020 BUDGET**	**PROJECT BUDGET**	**2021**	**2022**	**2023**	**2024**	**2025**	**2026**
		A. EXPENDITURE ITEMS						
		Construction	$ 14,280	$ —	$ —	$ —	$ —	$ —
$ —	$ —	TOTAL	$ 14,280	$ —	$ —	$ —	$ —	$ —
		B. PROJECT FINANCING						
		DRA Gaming	$ 14,280	$ —	$ —	$ —	$ —	$ —
$ —	$ —	TOTAL	$ 14,280	$ —	$ —	$ —	$ —	$ —

PROJECT DESCRIPTION/JUSTIFICATION

This project replaces deteriorating vinyl floor tile throughout the first floor of Station 4 (University). Installation of ceramic tile will eliminate the need for waxing and buffing, therefore reducing the time and cost to maintain a high-traffic area. This project also would provide for repainting of various areas of the interior plaster and paint. Loose plaster and peeling paint remain in living spaces of the building not done in previous projects .

RELATIONSHIP TO OTHER PROJECTS

This project is not related to another capital improvement project.

OUTCOME

Financially Responsible, High Performance City Organization: Have well maintained City infrastructure.

FUNDING RESTRICTIONS

This project may only be funded by Sales Tax Fund (20%) or DRA Distribution/Gaming

DEPARTMENT: 13 - Fire		STATE PROGRAM: 1C - Public Safety	PROJECT TITLE: Ambulance Replacement			YEAR FIRST SUBMITTED: FY 2019 ACTIVITY NO: 350-2507		TOTAL PROJECT COST $ 534,480
2019 EXPENSE	**2020 BUDGET**	**PROJECT BUDGET**	**2021**	**2022**	**2023**	**2024**	**2025**	**2026**
		A. EXPENDITURE ITEMS						
		Ambulance	$ —	$ —	$ 267,240	$ —	$ 267,240	$ —
$ —	$ —	TOTAL	$ —	$ —	$ 267,240	$ —	$ 267,240	$ —
		B. PROJECT FINANCING						
		DRA Distribution	$ —	$ —	$ 267,240	$ —	$ 267,240	$ —
$ —	$ —	TOTAL	$ —	$ —	$ 267,240	$ —	$ 267,240	$ —

PROJECT DESCRIPTION/JUSTIFICATION
This project goal is to replace ambulances after a twelve-year service life. Due to the planned increase in staffing to accommodate a third, full-time ambulance crew, another ambulance will need to be added to the existing fleet. The FY23 begins the replacement of a five-vehicle fleet and would retire a 2010 Lifeline ambulance (13 years). The FY25 funding request provides for the additional ambulance and associated equipment for the fire station expansion and relocation project.

RELATIONSHIP TO OTHER PROJECTS
This project is related to the Fire Station Expansion/Relocation project (#350-1864) for the staffing need to cover an ambulance addition.

OUTCOME
Healthy and Safe: Continue to provide a timely response to emergency calls for service.

FUNDING RESTRICTIONS
This project may only be funded by Sales Tax Fund (20%) or DRA Distribution/Gaming.

DEPARTMENT: 13 - Fire	STATE PROGRAM: 1C - Public Safety	PROJECT TITLE: Fire Station Expansion/Relocation	YEAR FIRST SUBMITTED: FY 2007 ACTIVITY NO: 350-1864	TOTAL PROJECT COST $ 846,000

2019 EXPENSE	2020 BUDGET	PROJECT BUDGET	2021	2022	2023	2024	2025	2026
		A. EXPENDITURE ITEMS						
		Design & Engineering	$ —	$ —	$ —	$ —	$ 500,000	$ 114,000
		Land and R.O.W	$ —	$ —	$ —	$ —	$ —	$ —
		Construction	$ —	$ —	$ —	$ —	$ 306,000	$ 2,413,920
		Other	$ —	$ —	$ 40,000	$ —	$ —	$ 603,480
$ —	$ —	TOTAL	$ —	$ —	$ 40,000	$ —	$ 806,000	$ 3,131,400
		B. PROJECT FINANCING						
		Sales Tax Fund (20%)	$ —	$ —	$ 40,000	$ —	$ —	$ —
		G.O. Debt (Sales Tax Fund 20%)	$ —	$ —	$ —	$ —	$ 806,000	$ 3,131,400
$ —	$ —	TOTAL	$ —	$ —	$ 40,000	$ —	$ 806,000	$ 3,131,400
		C. IMPACT - OPERATIONS						
		Operating Cost (Savings)	$ 175,426	$ 267,744	$ 367,702	$ 462,385	$ 559,909	$ 1,162,605
		Operating Revenue	$ —	$ —	$ —	$ —	$ —	$ —

PROJECT DESCRIPTION/JUSTIFICATION

This project provides for an additional west end fire station as development and annexation occurs. It is currently projected to be designed in FY 2025 due to the Southwest Arterial opening one year later and no plans for development. This station would be approximately 10,000 square feet and house two response apparatus, plus storage for other reserve units. The City of Dubuque currently has an annexation study and not an annexation plan. However, addition of this fire station and associated ambulance and firefighting response capability and capacity positions the City well to develop an annexation plan and begin the process of annexation in the near future. The City Development Board, that approves annexation expects services to be provided within 3 years of annexation. For a new station, operating costs include insurance, utilities, equipment, maintenance, furniture, and the cost of twelve new employees. Beginning in FY2020, one (1) new employee was added, one (1) additional new employee would start in FY 2021, FY 2022, FY 2023, FY 2024, FY 2025 as well. The remaining positions would start in FY 2026 and after (for a total of 12 positions). The current minimum staffing per shift is 22, with 28 personnel assigned to cover leave. During the build up of positions before a fire station is constructed, the additional personnel will reduce the need for overtime as each shift will have more positions available to cover vacations and other leave. This advantage will diminish once the new engine and ambulance are placed in service in FY2026. This project does NOT include costs for an additional fire engine and ambulance, these costs are listed in separate CIPs.

DEPARTMENT:	STATE PROGRAM:	PROJECT TITLE:	YEAR FIRST SUBMITTED:	FY 2007	TOTAL PROJECT COST
13 - Fire	1C - Public Safety	Fire Station Expansion/Relocation	ACTIVITY NO:	350-1864	$ 846,000

PROJECT DESCRIPTION/JUSTIFICATION (Continued)

In 2006 a study on Municipal Fire and Emergency Service Response and Deployment was done by Matrix Consulting Group. The study included an evaluation of station needs based on near-term and long-term growth projections and evaluation of alternative station locations. Over 164,000 different scenarios were evaluated. The report states, "As development occurs, the City should add one additional station and relocate one current station to accommodate the increase in fire department workload. This scenario would consist of adding a station at or near Chavenelle & Radford to provide service to the west side of the City." In FY 2022, this study will be updated to ensure the proper location and size of station is constructed based on the 15 years of growth that will have occurred since 2006. Should the study show that only the relocation of an existing station should occur in FY 2024, then six new fire fighters would be needed to allow for staffing a new ambulance and the remaining six personnel would move from the station being relocated. The design of this station is estimated to occur in Fiscal Year 2023, with construction in the following year; however, the timing is completely dependent on future development/annexation and could be delayed. This expanded fire station would provide coverage to several areas identified in the 2018 Annexation Study prepared by the Planning Services Department. This includes areas along the Southwest Arterial corridor identified in sections L, I, and G of the study. As annexation and development occurs in these areas, revenue derived would help support the fire station expansion. The cumulative cost for staff and operating the new station would be $1,410,611 per year. Should the study show an existing station could be closed this would reduce operating expenses. Once an expansion fire station and two units are in service the daily minimum will increase to 26, with 32 personnel assigned per shift. At that time the 12 new positions would add 3 Medical Officers and 9 firefighters to the department roster.

RELATIONSHIP TO OTHER PROJECTS

This project is related to Ambulance Replacement and Addition (#350-3507) and Ladder Truck & Pumper Replacement and Addition (#350-1016).

OUTCOME

Healthy and Safe: Provide timely response to emergency calls for service.

FUNDING RESTRICTIONS

This project may only be funded by Sales Tax Fund (20%) or DRA Distribution/Gaming.

DEPARTMENT: 13 - Fire		STATE PROGRAM: 1C - Public Safety	PROJECT TITLE: Station 5 Bathroom Remodel			YEAR FIRST SUBMITTED: FY2021 ACTIVITY NO:		TOTAL PROJECT COST $ 15,000
2019 EXPENSE	**2020 BUDGET**	**PROJECT BUDGET**	**2021**	**2022**	**2023**	**2024**	**2025**	**2026**
		A. EXPENDITURE ITEMS						
		Construction	$ —	$ —	$ 15,000	$ —	$ —	$ —
$ —	$ —	TOTAL	$ —	$ —	$ 15,000	$ —	$ —	$ —
		B. PROJECT FINANCING						
		Sales Tax Fund (20%)	$ —	$ —	$ 15,000	$ —	$ —	$ —
$ —	$ —	TOTAL	$ —	$ —	$ 15,000	$ —	$ —	$ —

PROJECT DESCRIPTION/JUSTIFICATION
This project will remodel the only bathroom in Fire Station 5. The fixtures and finishes are worn and becoming more prone to repairs. As this is the only restroom for the building, reliability and functionality are important to maintain a habitable station. The project will update and rebuild the space to provide less maintenance and extend the useful life of the facility.

RELATIONSHIP TO OTHER PROJECTS
This project is not related to another capital improvement project.

OUTCOME
Financially Responsible, High Performance City Organization: Have well maintained City infrastructure.

FUNDING RESTRICTIONS
This project may only be funded by Sales Tax Fund (20%) or DRA Distribution/Gaming.

DEPARTMENT:	STATE PROGRAM:	PROJECT TITLE:	YEAR FIRST SUBMITTED:	TOTAL PROJECT COST
30 - Leisure Services Park Division	4C - Culture & Recreation	Eagle Valley Park Development	FY 2005 ACTIVITY NO: 102-2288	$ 210,977

2019 EXPENSE	2020 BUDGET	PROJECT BUDGET	2021	2022	2023	2024	2025	2026
		A. EXPENDITURE ITEMS						
	$ 20,000	Design & Engineering	$ —	$ —	$ —	$ —	$ —	$ —
	$ 10,530	Construction	$ 180,447	$ —	$ —	$ —	$ —	$ —
$ —	$ 30,530	TOTAL	$ 180,447	$ —	$ —	$ —	$ —	$ —
		B. PROJECT FINANCING						
	$ 30,530	DRA Distribution	$ 180,447	$ —	$ —	$ —	$ —	$ —
$ —	$ 30,530	TOTAL	$ 180,447	$ —	$ —	$ —	$ —	$ —

PROJECT DESCRIPTION/JUSTIFICATION

This project provides for developing Eagle Valley Park in the Eagle Valley Subdivision between Roosevelt Street and Shiras Avenue. The developer has dedicated approximately 2.25 acres of property as a park and storm water detention facility. The final plat was approved in 2003. This project develops the park portion of the property. The primary service area for this park will be the ninety homes that will be constructed in this subdivision. A commitment was made that if parkland was donated the city would budget $150,000 six years out in the CIP budget. This request is twenty one years after dedication. A majority of the homes have now been built.

RELATIONSHIP TO OTHER PROJECTS

This project is not related to other capital projects.

OUTCOME

Diverse Arts, Culture, Parks and Recreation Experiences and Activities: Have well-maintained and upgraded parks and park amenities.

FUNDING RESTRICTIONS

This project is restricted to Sales Tax Fund (20%), and DRA funding.

DEPARTMENT:	STATE PROGRAM:	PROJECT TITLE:	YEAR FIRST SUBMITTED:	TOTAL PROJECT COST
30 - Leisure Services Park Division	4C - Culture & Recreation	Westbrook Park Development Phase II	FY 2010 ACTIVITY NO: 350-1582	$ 214,000

2019 EXPENSE	2020 BUDGET	PROJECT BUDGET	2021	2022	2023	2024	2025	2026
		A. EXPENDITURE ITEMS						
		Design & Engineering	$ 20,000	$ —	$ —	$ —	$ —	$ —
		Construction	$ 194,000	$ —	$ —	$ —	$ —	$ —
$ —	$ —	TOTAL	$ 214,000	$ —	$ —	$ —	$ —	$ —
		B. PROJECT FINANCING						
		Sales Tax Fund (20%)	$ 214,000	$ —	$ —	$ —	$ —	$ —
$ —	$ —	TOTAL	$ 214,000	$ —	$ —	$ —	$ —	$ —

PROJECT DESCRIPTION/JUSTIFICATION

This project provides for developing Westbrook Park in the Westbrook Subdivision on Seippel Road next to the Dubuque Industrial Center West. The developer has dedicated approximately five acres of property as a park. The parcel was approved in 2011 with no specific timeline commitment. This park would primarily serve the homes constructed in the subdivision. The park development would include a playground and park amenities.

RELATIONSHIP TO OTHER PROJECTS

This project is not related to other capital projects.

OUTCOME

Diverse Arts, Culture, Parks and Recreation Experiences and Activities: Have well-maintained and upgraded parks and park amenities

FUNDING RESTRICTIONS

This project is restricted to Sales Tax Fund (20%), and DRA funding.

DEPARTMENT:	STATE PROGRAM:	PROJECT TITLE:	YEAR FIRST SUBMITTED:	TOTAL PROJECT COST
30 - Leisure Services Park Division	4C - Culture & Recreation	North Fork Trail Park Development	FY 2010 ACTIVITY NO: 350	$ 214,000

2019 EXPENSE	2020 BUDGET	PROJECT BUDGET	2021	2022	2023	2024	2025	2026
		A. EXPENDITURE ITEMS						
		Design & Engineering	$ —	$ —	$ —	$ 20,000	$ —	$ —
		Construction	$ —	$ —	$ —	$ 194,000	$ —	$ —
$ —	$ —	TOTAL	$ —	$ —	$ —	$ 214,000	$ —	$ —
		B. PROJECT FINANCING						
		DRA Gaming	$ —	$ —	$ —	$ 214,000	$ —	$ —
$ —	$ —	TOTAL	$ —	$ —	$ —	$ 214,000	$ —	$ —

PROJECT DESCRIPTION/JUSTIFICATION

This project provides for developing a mini park in the subdivision being constructed at the corner of Kennedy Road and Pennsylvania Avenue and can be accessed by Keymont Drive. The developer of this subdivision donated land for development of a mini park on eastern side of subdivision and west of creek. Council approved the subdivision in 2009 with no specific time line for development. In the future, this area could also serve as a trail head if a trail is developed, connecting this property with Usha Park (Pennsylvania and the Arterial) and with Asbury Road, if property along St. Celia is donated to the City (as shown on preliminary plat for that property).

RELATIONSHIP TO OTHER PROJECTS

This project is not related to other capital projects.

OUTCOME

Diverse Arts, Culture, Parks and Recreation Experiences and Activities: Have well-maintained and upgraded parks and park amenities

FUNDING RESTRICTIONS

This project is restricted to Sales Tax Fund (20%), and DRA funding.

DEPARTMENT: 30 - Leisure Services Park Division		STATE PROGRAM: 4C - Culture & Recreation	PROJECT TITLE: Pebble Cove Park Development			YEAR FIRST SUBMITTED: FY 2010 ACTIVITY NO: 350		TOTAL PROJECT COST $ 214,000
2019 EXPENSE	**2020 BUDGET**	**PROJECT BUDGET**	**2021**	**2022**	**2023**	**2024**	**2025**	**2026**
		A. EXPENDITURE ITEMS						
		Design & Engineering	$ —	$ —	$ —	$ 20,000	$ —	$ —
		Construction	$ —	$ —	$ —	$ 194,000	$ —	$ —
$ —	$ —	TOTAL	$ —	$ —	$ —	$ 214,000	$ —	$ —
		B. PROJECT FINANCING						
		DRA Distribution	$ —	$ —	$ —	$ 214,000	$ —	$ —
$ —	$ —	TOTAL	$ —	$ —	$ —	$ 214,000	$ —	$ —

PROJECT DESCRIPTION/JUSTIFICATION

This project provides for developing a mini park in the Pebble Cove subdivision off Charleston Court (south of the Northwest Arterial and west of John F. Kennedy Road). The developer of the Pebble Cove subdivision has donated property for development of this park. The Council approved the subdivision in 2008 with no specific timeline commitment. This park would primarily serve the subdivision. The park development would include a playground and park amenities. The parcel currently has a large culvert on the site for storm water runoff from the Northwest Arterial. This drainage issue will need to be evaluated and properly corrected before a park can be developed.

RELATIONSHIP TO OTHER PROJECTS

This project is not related to other capital projects.

OUTCOME

Diverse Arts, Culture, Parks and Recreation Experiences and Activities: Have well-maintained and upgraded parks and park amenities

FUNDING RESTRICTIONS

This project is restricted to Sales Tax Fund (20%), and DRA funding.

DEPARTMENT:	STATE PROGRAM:	PROJECT TITLE:	YEAR FIRST SUBMITTED:	TOTAL PROJECT COST
30 - Leisure Services Park Division	4C - Culture & Recreation	Usha Park Development	FY 1999 ACTIVITY NO: 100-1173	$ 115,000

2019 EXPENSE	2020 BUDGET	PROJECT BUDGET	2021	2022	2023	2024	2025	2026
		A. EXPENDITURE ITEMS						
		Construction	$ —	$ —	$ 115,000	$ —	$ —	$ —
$ —	$ —	TOTAL	$ —	$ —	$ 115,000	$ —	$ —	$ —
		B. PROJECT FINANCING						
		Sales Tax Fund (20%)	$ —	$ —	$ 115,000	$ —	$ —	$ —
$ —	$ —	TOTAL	$ —	$ —	$ 115,000	$ —	$ —	$ —
		C. IMPACT - OPERATIONS						
		Operating Cost (Savings)	$ —	$ —	$ 2,500	$ —	$ —	$ —
		Operating Revenue	$ —	$ —	$ —	$ —	$ —	$ —

PROJECT DESCRIPTION/JUSTIFICATION

This project provides for development of additional planned amenities. Usha Park was donated to the city in 1996. The development plan was completed in 1999. Construction to date has been grading, seeding, fencing of the site, playground installation and a parking lot installed in 2013. Additional parking was installed in 2019. A cricket field has been developed which sees a lot of usage. Interest in cricket in Dubuque has really grown in recent years. The first development will be for a handicap accessible trail installed to connect the parking lot to the playground area and a basketball court. Addition of basketball courts on the western part of Dubuque is a Park and Recreation Commission priority. Operating costs include trail and court maintenance.

RELATIONSHIP TO OTHER PROJECTS

This project is not related to other capital projects.

OUTCOME

Diverse Arts, Culture, Parks and Recreation Experiences and Activities: Have well-maintained and upgraded parks and park amenities.

FUNDING RESTRICTIONS

This project is restricted to Sales Tax Fund (20%), and DRA funding.

DEPARTMENT:	STATE PROGRAM:	PROJECT TITLE:	YEAR FIRST SUBMITTED:	TOTAL PROJECT COST
30 - Leisure Services Park Division	4C - Culture & Recreation	Allison Henderson Storm Water Project	2021 ACTIVITY NO:	$ 25,000

2019 EXPENSE	2020 BUDGET	PROJECT BUDGET	2021	2022	2023	2024	2025	2026
		A. EXPENDITURE ITEMS						
		Design and Engineering	$ —	$ —	$ —	$ —	$ 10,000	$ —
		Construction	$ —	$ —	$ —	$ —	$ 15,000	$ 75,000
$ —	$ —	TOTAL	$ —	$ —	$ —	$ —	$ 25,000	$ 75,000
		B. PROJECT FINANCING						
		Sales Tax Fund (20%)	$ —	$ —	$ —	$ —	$ —	$ 10,000
		DRA Gaming	$ —	$ —	$ —	$ —	$ 25,000	$ 65,000
$ —	$ —	TOTAL	$ —	$ —	$ —	$ —	$ 25,000	$ 75,000

PROJECT DESCRIPTION/JUSTIFICATION

This project provides for addressing storm water issues and converting some sidewalks to ADA compliance at Allison Henderson Park. Storm water runoff has created drainage issues and continues to wash out underneath the current sidewalk that leads to the lower level restrooms. During the winter months snow and ice also builds up on the sidewalk access to the upper level of the building from Nowata Street. This project would include removing and replacing the upper sidewalk to ADA compliance. The sidewalk leading to the lower level restrooms would be removed and relocated to the other side of the building to meet ADA compliance. Soil quality restoration, bioswales and earthen berms would be strategically placed throughout the park to lessen the impacts of storm water runoff specific to the upper access sidewalk. A new storm water drain would also be installed to funnel the storm water to a specific location.

RELATIONSHIP TO OTHER PROJECTS

This project is not related to other capital projects.

OUTCOME

Diverse Arts, Culture, Parks and Recreation Experiences and Activities: Have well-maintained and upgraded parks and park amenities.

FUNDING RESTRICTIONS

This project may only be funded with Sales Tax Fund (20%) or DRA Distribution/Gaming.

DEPARTMENT: 30 - Leisure Services Park Division		STATE PROGRAM: 4C - Culture & Recreation	PROJECT TITLE: Avon Park Replace Playground Equipment			YEAR FIRST SUBMITTED: ACTIVITY NO: 260-1574		TOTAL PROJECT COST $ 94,069
2019 EXPENSE	**2020 BUDGET**	**PROJECT BUDGET**	**2021**	**2022**	**2023**	**2024**	**2025**	**2026**
		A. EXPENDITURE ITEMS						
		Equipment	$ 94,069	$ —	$ —	$ —	$ —	$ —
$ —	$ —	TOTAL	$ 94,069	$ —	$ —	$ —	$ —	$ —
		B. PROJECT FINANCING						
		CDBG Entitlement	$ 94,069	$ —	$ —	$ —	$ —	$ —
$ —	$ —	TOTAL	$ 94,069	$ —	$ —	$ —	$ —	$ —

PROJECT DESCRIPTION/JUSTIFICATION
This project provides for replacing the play unit in Avon Park. By Fiscal Year 2022, the play unit in Avon Park will be over twenty-eight years old. This is past typical replacement timing for the use it recieves. The project includes the installation of a poured-in-place safety surfacing instead of wood chip safety surfacing. The poured in placed surfacing will eliminate weeds in the playground and decrease maintenance costs in future years. The project includes contracted services for the removal of the old equipment.

RELATIONSHIP TO OTHER PROJECTS
This project is not related to other capital projects.

OUTCOME
Diverse Arts, Culture, Parks and Recreation Experiences and Activities: Have well-maintained and upgraded parks and park amenitites.

FUNDING RESTRICTIONS
This project is restricted to Sales Tax Fund (20%) and DRA funding.

DEPARTMENT:	STATE PROGRAM:	PROJECT TITLE:	YEAR FIRST SUBMITTED:	TOTAL PROJECT COST
30 - Leisure Services Park Division	4C - Culture & Recreation	Re-Imagine Comiskey Park	FY 2021 ACTIVITY NO: 260-2825	$ 87,700

2019 EXPENSE	2020 BUDGET	PROJECT BUDGET	2021	2022	2023	2024	2025	2026
		A. EXPENDITURE ITEMS						
		Construction	$ 87,700	$ —	$ —	$ —	$ —	$ —
$ —	$ —	TOTAL	$ 87,700	$ —	$ —	$ —	$ —	$ —
		B. PROJECT FINANCING						
		CDBG Entitlement	$ 87,700	$ —	$ —	$ —	$ —	$ —
$ —	$ —	TOTAL	$ 87,700	$ —	$ —	$ —	$ —	$ —

PROJECT DESCRIPTION/JUSTIFICATION

Comiskey Park has been expanded from 3.6 acres to 5.7 acres and will be updated to meet current recreation demand. Public input will guide the improvements that this funding will provide, including but not limited to, playground equipment, skate park, tennis court, basketball courts, building improvements, grading and construction of open field, splash pad. Re-Imagine Comiskey Park Plan Reveal will occur on Monday March 9th, 2020 which will identify the improvements the community feels are important for this park that is intergral to the immediate neighborhood as well as surrounding neighborhoods. Comiskey Park is a destination park, and these improvements will allow access to state of the art improvements to low-moderate income residents.

RELATIONSHIP TO OTHER PROJECTS

This project is not related to other capital projects.

OUTCOME

Diverse Arts, Culture, Parks and Recreation Experiences and Activities: Have well-maintained and upgraded parks and park amenities.

FUNDING RESTRICTIONS

This project is restricted to Community Development Block Grant Entitlement Funds..

DEPARTMENT:	STATE PROGRAM:	PROJECT TITLE:	YEAR FIRST SUBMITTED:	TOTAL PROJECT COST
30 - Leisure Services Park Division	4C - Culture & Recreation	Eagle Point Park - Repair Retaining Wall	FY 2010	
			ACTIVITY NO: 102-2459	
			350-2459	$ 75,000

2019 EXPENSE	2020 BUDGET	PROJECT BUDGET	2021	2022	2023	2024	2025	2026
		A. EXPENDITURE ITEMS						
		Construction	$ 75,000	$ —	$ —	$ —	$ —	$ —
$ —	$ —	TOTAL	$ 75,000	$ —	$ —	$ —	$ —	$ —
		B. PROJECT FINANCING						
		Sales Tax Fund 20%	$ 75,000	$ —	$ —	$ —	$ —	$ —
$ —	$ —	TOTAL	$ 75,000	$ —	$ —	$ —	$ —	$ —

PROJECT DESCRIPTION/JUSTIFICATION

This project provides for repairing the limestone retaining wall behind the tennis courts in Eagle Point Park. A section of this wall has fallen and needs to be repaired. There is a storm water issue that will need to be addressed at the same time, which is the cause of the problem.

RELATIONSHIP TO OTHER PROJECTS

This project is not related to other capital projects.

OUTCOME

Diverse Arts, Culture, Parks and Recreation Experiences and Activities: Have well-maintained and upgraded parks and park amenities

FUNDING RESTRICTIONS

This project is restricted to Sales Tax Fund (20%), and DRA funding.

DEPARTMENT:		STATE PROGRAM:	PROJECT TITLE:			YEAR FIRST SUBMITTED:	FY 2013	TOTAL PROJECT COST
30 - Leisure Services Park Division		4C - Culture & Recreation	Eagle Point Park - Concrete Improvements			ACTIVITY NO:	350-1453 102-1453	$ 150,000
2019 EXPENSE	**2020 BUDGET**	**PROJECT BUDGET**	**2021**	**2022**	**2023**	**2024**	**2025**	**2026**
		A. EXPENDITURE ITEMS						
		Construction	$ —	$ 60,000	$ 30,000	$ 30,000	$ 30,000	$ 30,000
$ —	$ —	TOTAL	$ —	$ 60,000	$ 30,000	$ 30,000	$ 30,000	$ 30,000
		B. PROJECT FINANCING						
		DRA Distribution	$ —	$ 60,000	$ 30,000	$ 30,000	$ 30,000	$ 30,000
$ —	$ —	TOTAL	$ —	$ 60,000	$ 30,000	$ 30,000	$ 30,000	$ 30,000

PROJECT DESCRIPTION/JUSTIFICATION

This project provides for concrete repairs at the Riverfront, Terrace Room, Open Air and Shiras Memorial pavilions as well as areas around the maintenance building and a couple of small areas along the bluff. It also provides for sidewalk repairs. These areas are becoming uneven and will create a safety concern if replacement schedules are not created. Sidewalk improvements began in specific areas were completed in 2011 and 2012. Many sidewalks were not completed at that time due to budget constraints. These areas include Riverfront Pavilion walks, Open Air Pavilion deck and walk, Shiras Memorial south walk, park information board areas, maintenance shop decks, and two areas of the bluff walk. Many of these sidewalk improvements relate to ADA requirements.

RELATIONSHIP TO OTHER PROJECTS

This project is not related to other capital projects.

OUTCOME

Diverse Arts, Culture, Parks and Recreation Experiences and Activities: Have well-maintained and upgraded parks and park amenities.

FUNDING RESTRICTIONS

This project is restricted to Sales Tax Fund (20%) and DRA funding.

DEPARTMENT:	STATE PROGRAM:	PROJECT TITLE:	YEAR FIRST SUBMITTED:	TOTAL PROJECT COST
30 - Leisure Services Park Division	4C - Culture & Recreation	Eagle Point Park - Stone Work	FY 2000 ACTIVITY NO: 102-1677	$ 212,266

2019 EXPENSE	2020 BUDGET	PROJECT BUDGET	2021	2022	2023	2024	2025	2026
		A. EXPENDITURE ITEMS						
$ 12,266		Construction	$ —	$ 50,000	$ 50,000	$ 50,000	$ 50,000	$ 50,000
$ 12,266	$ —	TOTAL	$ —	$ 50,000	$ 50,000	$ 50,000	$ 50,000	$ 50,000
		B. PROJECT FINANCING						
$ 12,266		DRA Distribution	$ —	$ 50,000	$ 50,000	$ 50,000	$ 50,000	$ 50,000
$ 12,266	$ —	TOTAL	$ —	$ 50,000	$ 50,000	$ 50,000	$ 50,000	$ 50,000

PROJECT DESCRIPTION/JUSTIFICATION

This project provides for repairs to the patio, steps and wall on the east and south side of the North and South Veranda, walkway around the Indian Room, walkway on the west side of the Veranda Rooms, the steps and walls in the tunnel area under the East Room, and the patio area of the Bridge Complex. The stone in these areas is becoming uneven, breaking, and in need of repair. Stone caps on the walls are breaking apart and need to be replaced to avoid moisture getting into the stones that make up the wall.

RELATIONSHIP TO OTHER PROJECTS

This project is not related to other capital projects.

OUTCOME

Diverse Arts, Culture, Parks and Recreation Experiences and Activities: Have well-maintained and upgraded parks and park amenities.

FUNDING RESTRICTIONS

This project is restricted to Sales Tax Fund (20%) and DRA funding.

DEPARTMENT:	STATE PROGRAM:	PROJECT TITLE:	YEAR FIRST SUBMITTED:	TOTAL PROJECT COST
30 - Leisure Services Park Division	4C - Culture & Recreation	Eagle Point Park - Renovate Log Cabin Pavilion	FY 2010 ACTIVITY NO: 102-1683	$ 111,000

2019 EXPENSE	2020 BUDGET	PROJECT BUDGET	2021	2022	2023	2024	2025	2026
		A. EXPENDITURE ITEMS						
		Design & Engineering	$ —	$ 8,000	$ —	$ —	$ —	$ —
		Construction	$ —	$ 63,000	$ 40,000	$ —	$ —	$ —
$ —	$ —	TOTAL	$ —	$ 71,000	$ 40,000	$ —	$ —	$ —
		B. PROJECT FINANCING						
		DRA Distribution	$ —	$ 71,000	$ 40,000	$ —	$ —	$ —
$ —	$ —	TOTAL	$ —	$ 71,000	$ 40,000	$ —	$ —	$ —

PROJECT DESCRIPTION/JUSTIFICATION

This project provides for renovating the Log Cabin Pavilion. Renovation will include electrical wiring, light fixtures, windows, interior work and painting. The Log Cabin is one of the most popular pavilions in Eagle Point Park. With the historical significance of these structures money needs to be budgeted. The Riverfront and Indian Room are also being requested for renovations. Efforts will be made to restore all pavilions to their original condition.

RELATIONSHIP TO OTHER PROJECTS

This project is not related to other capital projects.

OUTCOME

Diverse Arts, Culture, Parks and Recreation Experiences and Activities: Have well-maintained and upgraded parks and park amenities.

FUNDING RESTRICTIONS

This project is restricted to Sales Tax Fund (20%) and DRA funding.

DEPARTMENT:	STATE PROGRAM:	PROJECT TITLE:	YEAR FIRST SUBMITTED:	TOTAL PROJECT COST
30 - Leisure Services Park Division	4C - Culture & Recreation	Eagle Point Park - Street Light Replacement	FY 2002 ACTIVITY NO: 102-1594	$ 40,000

2019 EXPENSE	2020 BUDGET	PROJECT BUDGET	2021	2022	2023	2024	2025	2026
		A. EXPENDITURE ITEMS						
		Equipment	$ —	$ 20,000	$ 20,000	$ —	$ —	$ —
$ —	$ —	TOTAL	$ —	$ 20,000	$ 20,000	$ —	$ —	$ —
		B. PROJECT FINANCING						
		DRA Distribution	$ —	$ 20,000	$ 20,000	$ —	$ —	$ —
$ —	$ —	TOTAL	$ —	$ 20,000	$ 20,000	$ —	$ —	$ —
		C. IMPACT - OPERATIONS						
		Operating Cost (Savings)	$ —	$ (1,150)	$ (2,300)	$ (2,300)	$ —	$ —
		Operating Revenue	$ —	$ —	$ —	$ —	$ —	$ —

PROJECT DESCRIPTION/JUSTIFICATION

This project provides for replacing street lights throughout Eagle Point Park. Currently there are 123 street lights throughout Eagle Point Park. This project would allow for replacing current fixtures with energy efficient LED fixtures. These new fixtures would save approximately $2,300 a year in operating cost.

RELATIONSHIP TO OTHER PROJECTS

This project is not related to other capital projects.

OUTCOME

Diverse Arts, Culture, Parks and Recreation Experiences and Activities: Have well-maintained and upgraded parks and park amenities.

FUNDING RESTRICTIONS

This project is restricted to Sales Tax Fund (20%) and DRA funding.

DEPARTMENT:	STATE PROGRAM:	PROJECT TITLE:	YEAR FIRST SUBMITTED:	TOTAL PROJECT COST
30 - Leisure Services Park Division	4C - Culture & Recreation	Eagle Point Park - Riverfront Pavilion Restoration	FY 2007 ACTIVITY NO: 102-2190	$ 94,000

2019 EXPENSE	2020 BUDGET	PROJECT BUDGET	2021	2022	2023	2024	2025	2026
		A. EXPENDITURE ITEMS						
		Construction	$ —	$ 5,000	$ —	$ —	$ 89,000	$ —
$ —	$ —	TOTAL	$ —	$ 5,000	$ —	$ —	$ 89,000	$ —
		B. PROJECT FINANCING						
		DRA Distribution	$ —	$ 5,000	$ —	$ —	$ 89,000	$ —
$ —	$ —	TOTAL	$ —	$ 5,000	$ —	$ —	$ 89,000	$ —

PROJECT DESCRIPTION/JUSTIFICATION

This project provides for historic restoration of the Riverfront Pavilion, including: removing the drop ceiling and restoring the original, restoring the plaster on the walls, replacing the light fixtures and re-wiring the building, repairing windows and replacing the doors. This is the most popular pavilion and upgrades are needed, so we would like to restore the building to as close to original as possible. The pavilions in the park are historic and an effort should be made to preserve that history. $5,000 is for design and engineering, and the remaining $89,000 is for construction.

RELATIONSHIP TO OTHER PROJECTS

This project is not related to other capital projects.

OUTCOME

Diverse Arts, Culture, Parks and Recreation Experiences and Activities: Have well-maintained and upgraded parks and park amenities.

FUNDING RESTRICTIONS

This project is restricted to Sales Tax Fund (20%) and DRA funding.

DEPARTMENT:	STATE PROGRAM:	PROJECT TITLE:	YEAR FIRST SUBMITTED:	TOTAL PROJECT COST
30 - Leisure Services Park Division	4C - Culture & Recreation	Eagle Point Park - Replace Water Lines	FY 2018 ACTIVITY NO: 102-2827	$ 310,000

2019 EXPENSE	2020 BUDGET	PROJECT BUDGET	2021	2022	2023	2024	2025	2026
		A. EXPENDITURE ITEMS						
		Design & Engineering	$ 10,000	$ —	$ 10,000	$ —	$ —	$ —
		Construction	$ 41,218	$ 48,782	$ 150,000	$ 50,000	$ —	$ —
$ —	$ —	TOTAL	$ 51,218	$ 48,782	$ 160,000	$ 50,000	$ —	$ —
		B. PROJECT FINANCING						
		DRA Distribution	$ 51,218	$ 48,782	$ 160,000	$ 50,000	$ —	$ —
$ —	$ —	TOTAL	$ 51,218	$ 48,782	$ 160,000	$ 50,000	$ —	$ —

PROJECT DESCRIPTION/JUSTIFICATION

This project provides for replacing water lines throughout Eagle Point Park. The water system at Eagle Point park is failing. The galvanized piping in the system has begun to fail and there are numerous leaks throughout the park. Replacement of these lines is necessary to not only conserve water but to keep the correct water pressure within the system. A small portion (phase 1) of the water lines were replaced in FY19 with savings from two capital projects and use of other current capital projects related to Eagle Point Park. The remaining phases need to be completed.

RELATIONSHIP TO OTHER PROJECTS

This project is not related to other capital projects.

OUTCOME

Diverse Arts, Culture, Parks and Recreation Experiences and Activities: Have well-maintained and upgraded parks and park amenities.

FUNDING RESTRICTIONS

This project is restricted to Sales Tax Fund (20%) and DRA funding.

DEPARTMENT:	STATE PROGRAM:	PROJECT TITLE:	YEAR FIRST SUBMITTED:	TOTAL PROJECT COST
30 - Leisure Services Park Division	4C - Culture & Recreation	Eagle Point Park - Replace Roof on Terrace Room	FY 2011 ACTIVITY NO: 102-1761	$ 24,000

2019 EXPENSE	2020 BUDGET	PROJECT BUDGET	2021	2022	2023	2024	2025	2026
		A. EXPENDITURE ITEMS						
		Design & Engineering	$ —	$ —	$ —	$ 3,000	$ —	$ —
		Construction	$ —	$ —	$ —	$ 21,000	$ —	$ —
$ —	$ —	TOTAL	$ —	$ —	$ —	$ 24,000	$ —	$ —
		B. PROJECT FINANCING						
		DRA Distribution	$ —	$ —	$ —	$ 24,000	$ —	$ —
$ —	$ —	TOTAL	$ —	$ —	$ —	$ 24,000	$ —	$ —

PROJECT DESCRIPTION/JUSTIFICATION
This project provides for replacing the wood roof on the Terrace Room in Eagle Point Park. This roof will be over thirty-nine years old by Fiscal Year 2024 and is showing signs of leaking. Replacement is needed.

RELATIONSHIP TO OTHER PROJECTS
This project is not related to other capital projects.

OUTCOME
Diverse Arts, Culture, Parks and Recreation Experiences and Activities: Have well-maintained and upgraded parks and park amenities.

FUNDING RESTRICTIONS
This project is restricted to Sales Tax Fund (20%) and DRA funding.

DEPARTMENT:	STATE PROGRAM:	PROJECT TITLE:	YEAR FIRST SUBMITTED:	TOTAL PROJECT COST
30 - Leisure Services Park Division	4C - Culture & Recreation	EPP-Replace Roof on Eagles View Pavilion	FY 2021 ACTIVITY NO:	$ 45,000

2019 EXPENSE	2020 BUDGET	PROJECT BUDGET	2021	2022	2023	2024	2025	2026
		A. EXPENDITURE ITEMS						
		Engineering	$ —	$ —	$ —	$ —	$ 5,000	$ —
		Construction	$ —	$ —	$ —	$ —	$ 40,000	$ —
$ —	$ —	TOTAL	$ —	$ —	$ —	$ —	$ 45,000	$ —
		B. PROJECT FINANCING						
		DRA Gaming	$ —	$ —	$ —	$ —	$ 5,000	$ —
		Sales Tax Fund (20%)	$ —	$ —	$ —	$ —	$ 40,000	$ —
$ —	$ —	TOTAL	$ —	$ —	$ —	$ —	$ 45,000	$ —

PROJECT DESCRIPTION/JUSTIFICATION

This project provides for replacement of the cedar shake roof on the Eagle's View Pavilion at Eagle Point Park. The roof is deteriorating and has begun to leak. The pavilion is one of the more popular pavilions that is rented at the park. Replacement is needed.

RELATIONSHIP TO OTHER PROJECTS

This project is not related to other capital projects.

OUTCOME

Diverse Arts, Culture, Parks and Recreation Experiences and Activities: Have well-maintained and upgraded parks and park amenities.

FUNDING RESTRICTIONS

This project may only be funded with Sales Tax Fund (20%) or DRA Gaming/Distribution.

DEPARTMENT:	STATE PROGRAM:	PROJECT TITLE:	YEAR FIRST SUBMITTED:	TOTAL PROJECT COST
30 - Leisure Services Park Division	4C - Culture & Recreation	EPP- Renovate Shiras Memorial Pavilion	FY 2021 ACTIVITY NO:	$ 55,000

2019 EXPENSE	2020 BUDGET	PROJECT BUDGET	2021	2022	2023	2024	2025	2026
		A. EXPENDITURE ITEMS						
		Design and Engineering	$ —	$ —	$ —	$ —	$ 5,000	$ —
		Construction	$ —	$ —	$ —	$ —	$ 50,000	$ —
$ —	$ —	TOTAL	$ —	$ —	$ —	$ —	$ 55,000	$ —
		B. PROJECT FINANCING						
		Sales Tax Fund (20%)	$ —	$ —	$ —	$ —	$ 5,000	$ —
		DRA Gaming	$ —	$ —	$ —	$ —	$ 50,000	$ —
$ —	$ —	TOTAL	$ —	$ —	$ —	$ —	$ 55,000	$ —

PROJECT DESCRIPTION/JUSTIFICATION

This project would provide for the renovation of the Shiras Memorial Pavilion at Eagle Point Park. The pavilion has begun to deteriorate and is in need of repair. The spanish roof tiles are breaking and falling off. The stucco ceiling has also begun to deteriorate and come loose falling on the picnic tables. The fascia and soffit are also experiencing some rotting and needs to be replaced in some locations. This pavilion is one of the most popular pavilions and a truly unique structure within the park. Repairs are needed.

RELATIONSHIP TO OTHER PROJECTS

This project is not related to other capital projects.

OUTCOME

Diverse Arts, Culture, Parks and Recreation Experiences and Activities: Have well-maintained and upgraded parks and park amenities.

FUNDING RESTRICTIONS

This project may only be funded with Sales Tax Fund (20%) or DRA Gaming/Distribution.This project may only be funded with Sales Tax Fund (20%) or DRA Distribution.

DEPARTMENT: 30 - Leisure Services Park Division		STATE PROGRAM: 4C - Culture & Recreation	PROJECT TITLE: Eagle Point Park - Rest Room Renovation			YEAR FIRST SUBMITTED: FY 2015 ACTIVITY NO: 102-1866		TOTAL PROJECT COST $ 40,000
2019 EXPENSE	**2020 BUDGET**	**PROJECT BUDGET**	**2021**	**2022**	**2023**	**2024**	**2025**	**2026**
		A. EXPENDITURE ITEMS						
		Construction	$ —	$ —	$ —	$ —	$ 40,000	$ 50,000
$ —	$ —	TOTAL	$ —	$ —	$ —	$ —	$ 40,000	$ 50,000
		B. PROJECT FINANCING						
		DRA Distribution	$ —	$ —	$ —	$ —	$ 40,000	$ 50,000
$ —	$ —	TOTAL	$ —	$ —	$ —	$ —	$ 40,000	$ 50,000

PROJECT DESCRIPTION/JUSTIFICATION

This project provides for renovating Eagle Point Park rest rooms. The interior of the rest rooms has remained unchanged for many years. Plumbing and partitions would be updated and replaced. The renovations would include the rest room building near the Eagle's View Pavilion ($40,000), and completing renovation of the center of the park rest room, Log Cabin rest room and Indian Room rest room. The exterior of the buildings will remain unchanged and protect their historic integrity.

RELATIONSHIP TO OTHER PROJECTS

This project is not related to other capital projects.

OUTCOME

Diverse Arts, Culture, Parks and Recreation Experiences and Activities: Have well-maintained and upgraded parks and park amenities

FUNDING RESTRICTIONS

This project is restricted to Sales Tax Fund (20%), and DRA funding.

DEPARTMENT:	STATE PROGRAM:	PROJECT TITLE:	YEAR FIRST SUBMITTED:	TOTAL PROJECT COST
30 - Leisure Services Park Division	4C - Culture & Recreation	Eagle Point Park - Building & Structures Assessment	FY 2018 ACTIVITY NO: 350	$ 5,000

2019 EXPENSE	2020 BUDGET	PROJECT BUDGET	2021	2022	2023	2024	2025	2026
		A. EXPENDITURE ITEMS						
		Design & Engineering	$ —	$ —	$ —	$ —	$ 5,000	$ 75,000
$ —	$ —	TOTAL	$ —	$ —	$ —	$ —	$ 5,000	$ 75,000
		B. PROJECT FINANCING						
		DRA Distribution	$ —	$ —	$ —	$ —	$ 5,000	$ 75,000
$ —	$ —	TOTAL	$ —	$ —	$ —	$ —	$ 5,000	$ 75,000

PROJECT DESCRIPTION/JUSTIFICATION
This project provides for an assessment of buildings and structures at Eagle Point Park. Eagle Point Park is an asset to the Dubuque community. A complete assessment of all buildings and structures is necessary to maintain the unique beauty of the park. The assessment would evaluate the integrity, deficiencies and longevity of all structures and buildings in the park both historic and modern. It would allow for budgeting to be based on priority needs of the park. This would help in grant preparation for future work.

RELATIONSHIP TO OTHER PROJECTS
This project is not related to other capital projects.

OUTCOME
Diverse Arts, Culture, Parks and Recreation Experiences and Activities: Have well-maintained and upgraded parks and park amenities

FUNDING RESTRICTIONS
This project is restricted to Sales Tax Fund (20%), and DRA funding.

DEPARTMENT:	STATE PROGRAM:	PROJECT TITLE:	YEAR FIRST SUBMITTED:	TOTAL PROJECT COST
30 - Leisure Services Park Division	4C - Culture & Recreation	Flora Park - Pave Wilbright, Pool, Tennis Court, and Slattery Center Parking Lots	FY 2009 ACTIVITY NO: 350-1868	$ 61,000

2019 EXPENSE	2020 BUDGET	PROJECT BUDGET	2021	2022	2023	2024	2025	2026
		A. EXPENDITURE ITEMS						
		Design & Engineering	$ —	$ —	$ 5,000	$ —	$ 6,000	$ 7,000
		Construction	$ —	$ —	$ 20,000	$ —	$ 30,000	$ 40,000
$ —	$ —	TOTAL	$ —	$ —	$ 25,000	$ —	$ 36,000	$ 47,000
		B. PROJECT FINANCING						
		Sales Tax Fund (20%)	$ —	$ —	$ 25,000	$ —	$ 36,000	$ 47,000
$ —	$ —	TOTAL	$ —	$ —	$ 25,000	$ —	$ 36,000	$ 47,000

PROJECT DESCRIPTION/JUSTIFICATION
This project provides for asphalt paving the Wilbright Lane, pool, tennis courtand other Flora Park parking lots. These lots are beginning to crack and becoming uneven. An asphalt overlay is needed to level the lots and fill in the cracks. Operating cost is based on 5 year life cycle sealing and striping program.

RELATIONSHIP TO OTHER PROJECTS
This project is not related to other capital projects.

OUTCOME
Diverse Arts, Culture, Parks and Recreation Experiences and Activities: Have well-maintained and upgraded parks and park amenities.

FUNDING RESTRICTIONS
This project is restricted to Sales Tax Fund (20%) and DRA funding.

DEPARTMENT:	STATE PROGRAM:	PROJECT TITLE:	YEAR FIRST SUBMITTED:	TOTAL PROJECT COST
30 - Leisure Services Park Division	4C - Culture & Recreation	Flora Park - Replace Lights on Tennis Courts	FY 2011 ACTIVITY NO: 102	$ 102,000

2019 EXPENSE	2020 BUDGET	PROJECT BUDGET	2021	2022	2023	2024	2025	2026
		A. EXPENDITURE ITEMS						
		Design & Engineering	$ —	$ —	$ —	$ —	$ 5,000	$ —
		Construction	$ —	$ —	$ —	$ —	$ 97,000	$ —
$ —	$ —	TOTAL	$ —	$ —	$ —	$ —	$ 102,000	$ —
		B. PROJECT FINANCING						
		DRA Distribution	$ —	$ —	$ —	$ —	$ 102,000	$ —
$ —	$ —	TOTAL	$ —	$ —	$ —	$ —	$ 102,000	$ —
		C. IMPACT - OPERATIONS						
		Operating Cost (Savings)	$ —	$ —	$ —	$ —	$ (1,300)	$ (1,300)
		Operating Revenue	$ —	$ —	$ —	$ —	$ —	$ —

PROJECT DESCRIPTION/JUSTIFICATION

This project provides for replacing lights on the five tennis courts in Flora Park. The tennis courts in Flora Park are the most popular in the park system. The lights are outdated and the foot candle level is not adequate. The wood poles are no longer standing straight and lean, and they will be replaced with steel poles. These new fixtures will save approximately $1,300 per year in operating costs.

RELATIONSHIP TO OTHER PROJECTS

This project is not related to other capital projects.

OUTCOME

Diverse Arts, Culture, Parks and Recreation Experiences and Activities: Have well-maintained and upgraded parks and park amenities

FUNDING RESTRICTIONS

This project is restricted to Sales Tax Fund (20%), and DRA funding.

DEPARTMENT: 30 - Leisure Services Park Division		STATE PROGRAM: 4C - Culture & Recreation	PROJECT TITLE: Gay Park- Replace Play Unit			YEAR FIRST SUBMITTED: FY 2018 ACTIVITY NO: 350-		TOTAL PROJECT COST $ 90,000
2019 EXPENSE	**2020 BUDGET**	**PROJECT BUDGET**	**2021**	**2022**	**2023**	**2024**	**2025**	**2026**
		A. EXPENDITURE ITEMS						
		Equipment	$ —	$ —	$ —	$ 80,000	$ —	$ —
		Contract Services	$ —	$ —	$ —	$ 10,000	$ —	$ —
$ —	$ —	TOTAL	$ —	$ —	$ —	$ 90,000	$ —	$ —
		B. PROJECT FINANCING						
		Sales Tax Fund (20%)	$ —	$ —	$ —	$ 90,000	$ —	$ —
$ —	$ —	TOTAL	$ —	$ —	$ —	$ 90,000	$ —	$ —

PROJECT DESCRIPTION/JUSTIFICATION

This project provides for replacing the play unit at Gay Park. By Fiscal Year 2023, the play unit will be over twenty-seven years old. This is past typical replacement timing for the use it receives. The project includes the installation of a poured in place safety surfacing instead of wood chip safety surfacing. The poured in place surfacing will eliminate weeds in the playground and decrease maintenance costs in future years. This project includes contracted services for the removal of the old equipment.

RELATIONSHIP TO OTHER PROJECTS

This project is not related to other capital projects.

OUTCOME

Diverse Arts, Culture, Parks and Recreation Experiences and Activities: Have well-maintained and upgraded parks and park amenities.

FUNDING RESTRICTIONS

This project is restricted to Sales Tax Fund (20%) and DRA funding.

DEPARTMENT:		STATE PROGRAM:	PROJECT TITLE:			YEAR FIRST SUBMITTED: FY 2018		TOTAL PROJECT COST
30 - Leisure Services Park Division		4C - Culture & Recreation	Ham House- Replace Roof			ACTIVITY NO: 350-2184		$ 75,000
2019 EXPENSE	**2020 BUDGET**	**PROJECT BUDGET**	**2021**	**2022**	**2023**	**2024**	**2025**	**2026**
		A. EXPENDITURE ITEMS						
		Design & Engineering	$ —	$ —	$ 7,500	$ —	$ —	$ —
		Construction	$ —	$ —	$ 67,500	$ —	$ —	$ —
$ —	$ —	TOTAL	$ —	$ —	$ 75,000	$ —	$ —	$ —
		B. PROJECT FINANCING						
		DRA Distribution	$ —	$ —	$ 75,000	$ —	$ —	$ —
$ —	$ —	TOTAL	$ —	$ —	$ 75,000	$ —	$ —	$ —

PROJECT DESCRIPTION/JUSTIFICATION
This project provides for replacing the wood roof on the Ham House. The roof on the house was last replaced in 1992. By Fiscal Year 2023, the roof will be over thirty-one years old. This is well beyond the life expectancy of a wood shingle roof.

RELATIONSHIP TO OTHER PROJECTS
This project is not related to other capital projects.

OUTCOME
Diverse Arts, Culture, Parks and Recreation Experiences and Activities: Have well-maintained and upgraded parks and park amenities.

FUNDING RESTRICTIONS
This project is restricted to Sales Tax Fund (20%) and DRA funding.

DEPARTMENT:	STATE PROGRAM:	PROJECT TITLE:	YEAR FIRST SUBMITTED:	TOTAL PROJECT COST
30 - Leisure Services Park Division	4C - Culture & Recreation	Ham House Exterior and Landscape Improvements	FY 2020 ACTIVITY NO: 102-2820	$ 90,834

2019 EXPENSE	2020 BUDGET	PROJECT BUDGET	2021	2022	2023	2024	2025	2026
		A. EXPENDITURE ITEMS						
		Pay to Another Agency	$ 43,200	$ 47,634	$ —	$ —	$ —	$ —
$ —	$ —	TOTAL	$ 43,200	$ 47,634	$ —	$ —	$ —	$ —
		B. PROJECT FINANCING						
		DRA Distribution	$ 43,200	$ 47,634	$ —	$ —	$ —	$ —

PROJECT DESCRIPTION/JUSTIFICATION

This project provides for matching funds in total of $136,250 over three years provided to the Dubuque County Historical Society (DCHS). DCHS applied for a Great Places grant through the State of Iowa which requires matching funds. The grant covers to trails on the site, ADA access, repair of the log cabin and school house and landscape improvements. It also would provide for a conditions assessment. This assessment would be helpful in gaining insights and documentation that would be valuable in future grant writing. The grant currently is matched with a $40,000 CIP from the Leisure Services FY 18 CIP budget for wood renovation on the exterior of the building, a $23,557 city grant and a $45,175 HRDP grant. The total grant project is $666,993. The lease of the Ham House with DCHS provides that the City is to care for the exterior of the Ham House.

RELATIONSHIP TO OTHER PROJECTS

This project is not related to other capital projects.

OUTCOME

Partnership for a Better Dubuque: Engage all contracted partners in advancing Council goals and community betterment.

FUNDING RESTRICTIONS

This project is restricted to Sales Tax Fund (20%), and DRA funding.

DEPARTMENT:	STATE PROGRAM:	PROJECT TITLE:	YEAR FIRST SUBMITTED:	TOTAL PROJECT COST
30 - Leisure Services Park Division	4C - Culture & Recreation	Jackson Park - Amenities Improvement	FY 2015 ACTIVITY NO: 360-2828	$ 310,000

2019 EXPENSE	2020 BUDGET	PROJECT BUDGET	2021	2022	2023	2024	2025	2026
		A. EXPENDITURE ITEMS						
		Construction	$ 240,000	$ 60,000	$ —	$ —	$ —	$ —
		Contract Services	$ 10,000	$ —	$ —	$ —	$ —	$ —
$ —	$ —	TOTAL	$ 250,000	$ 60,000	$ —	$ —	$ —	$ —
		B. PROJECT FINANCING						
		GDTIF G.O. Debt	$ 250,000	$ —	$ —	$ —	$ —	$ —
		Greater Downtown TIF	$ —	$ 60,000	$ —	$ —	$ —	$ —
$ —	$ —	TOTAL	$ 250,000	$ 60,000	$ —	$ —	$ —	$ —

PROJECT DESCRIPTION/JUSTIFICATION

This project provides for new playground units, poured in place rubber safety surfacing, and other amenities such as benches, drinking fountains and trash receptacles for Jackson Park. New play systems and amenities would greatly enhance the park and increase park attendance. A new play system, poured in place rubber safety surfacing and removal of old equipment would cost approximately $225,000. The poured in place surfacing will eliminate weeds in the playground and decrease maintenance costs in future years. Other new park amenities including benches, drinking fountains and trash receptacles would cost approximately $85,000.

RELATIONSHIP TO OTHER PROJECTS

This project is not related to other capital projects.

OUTCOME

Diverse Arts, Culture, Parks and Recreation Experiences and Activities: Have well-maintained and upgraded parks and park amenities.

FUNDING RESTRICTIONS

This project is restricted to Sales Tax Fund (20%), Greater Downtown TIF, and DRA funding.

DEPARTMENT: 30 - Leisure Services Park Division		STATE PROGRAM: 4C - Culture & Recreation	PROJECT TITLE: Replace Play Unit- Madison Park			YEAR FIRST SUBMITTED: FY 2018 ACTIVITY NO: 350-		TOTAL PROJECT COST $ 82,500
2019 EXPENSE	**2020 BUDGET**	**PROJECT BUDGET**	**2021**	**2022**	**2023**	**2024**	**2025**	**2026**
		A. EXPENDITURE ITEMS						
		Equipment	$ —	$ —	$ 72,500	$ —	$ —	$ —
		Contract Services	$ —	$ —	$ 10,000	$ —	$ —	$ —
$ —	$ —	TOTAL	$ —	$ —	$ 82,500	$ —	$ —	$ —
		B. PROJECT FINANCING						
		DRA Distribution	$ —	$ —	$ 82,500	$ —	$ —	$ —
$ —	$ —	TOTAL	$ —	$ —	$ 82,500	$ —	$ —	$ —

PROJECT DESCRIPTION/JUSTIFICATION
This project provides for replacing the play unit at Madison Park. By Fiscal Year 2023, the play unit will be over twenty-seven years old. This is past typical replacement timing for the use it receives. The project includes the installation of a poured in place safety surfacing instead of wood chip safety surfacing. The poured in place surfacing will eliminate weeds in the playground and decrease maintenance costs in future years. Contracted services will be used to remove the old equipment and wood chip surface.

RELATIONSHIP TO OTHER PROJECTS
This project is not related to other capital projects.

OUTCOME
Diverse Arts, Culture, Parks and Recreation Experiences and Activities: Have well-maintained and upgraded parks and park amenities.

FUNDING RESTRICTIONS
This project is restricted to Sales Tax Fund (20%) and DRA funding.

DEPARTMENT:	STATE PROGRAM:	PROJECT TITLE:	YEAR FIRST SUBMITTED:	TOTAL PROJECT COST
30 - Leisure Services Park Division	4C - Culture & Recreation	Miller Riverview Park - Quick Connects for Pedestals	FY 2011 ACTIVITY NO: 102	$ 40,000

2019 EXPENSE	2020 BUDGET	PROJECT BUDGET	2021	2022	2023	2024	2025	2026
		A. EXPENDITURE ITEMS						
		Construction	$ —	$ —	$ —	$ —	$ 40,000	$ —
$ —	$ —	TOTAL	$ —	$ —	$ —	$ —	$ 40,000	$ —
		B. PROJECT FINANCING						
		DRA Distribution	$ —	$ —	$ —	$ —	$ 40,000	$ —
$ —	$ —	TOTAL	$ —	$ —	$ —	$ —	$ 40,000	$ —

PROJECT DESCRIPTION/JUSTIFICATION

This project provides for quick connects on the campsite electrical pedestals. These quick connects will allow ease to remove pedestals during high water. Around $3,000 to $3,500 is spent each time the breaker panels are removed and re-installed so this project would pay for itself in around 10 flood events. Some years have as many as three separate flood events. It is difficult to estimate operating savings due to this being weather and flood related which varies year to year.

RELATIONSHIP TO OTHER PROJECTS

This project is not related to other capital projects.

OUTCOME

Diverse Arts, Culture, Parks and Recreation Experiences and Activities: Have well-maintained and upgraded parks and park amenities

FUNDING RESTRICTIONS

This project is restricted to Sales Tax Fund (20%), and DRA funding.

DEPARTMENT:	STATE PROGRAM:	PROJECT TITLE:	YEAR FIRST SUBMITTED:	TOTAL PROJECT COST
30 - Leisure Services Park Division	4C - Culture & Recreation	Murphy Park Playground Equipment	FY 2011 ACTIVITY NO: 350-1450 102-1450	$ 156,500

2019 EXPENSE	2020 BUDGET	PROJECT BUDGET	2021	2022	2023	2024	2025	2026
		A. EXPENDITURE ITEMS						
	$ 52,125	Equipment	$ 94,375	$ —	$ —	$ —	$ —	$ —
	$ 10,000	Contract Services	$ —	$ —	$ —	$ —	$ —	$ —
$ —	$ 62,125	TOTAL	$ 94,375	$ —	$ —	$ —	$ —	$ —
		B. PROJECT FINANCING						
	$ 62,125	Sales Tax Fund (20%)	$ 94,375	$ —	$ —	$ —	$ —	$ —
$ —	$ 62,125	TOTAL	$ 94,375	$ —	$ —	$ —	$ —	$ —

PROJECT DESCRIPTION/JUSTIFICATION

This project provides for replacing the main play unit in Murphy Park, located by the enclosed Pavilion. The project includes the installation of a poured in place safety surfacing instead of wood chip safety surfacing. The poured in place surfacing will eliminate weeds in the playground and decrease maintenance costs in future years. The cost also includes contracting to remove the old equipment. $62,125.00 is currently budgeted in the FY20 budget and this is the remaining funding needed to complete the project.

RELATIONSHIP TO OTHER PROJECTS

This project is not related to other capital projects.

OUTCOME

Diverse Arts, Culture, Parks and Recreation Experiences and Activities: Have well-maintained and upgraded parks and park amenities.

FUNDING RESTRICTIONS

This project is restricted to Sales Tax Fund (20%) and DRA funding.

DEPARTMENT:	STATE PROGRAM:	PROJECT TITLE:	YEAR FIRST SUBMITTED:	TOTAL PROJECT COST
30 - Leisure Services Park Division	4C - Culture & Recreation	Murphy Park - Replace Water Lines	FY 2018 ACTIVITY NO: 350-	$ 160,000

2019 EXPENSE	2020 BUDGET	PROJECT BUDGET	2021	2022	2023	2024	2025	2026
		A. EXPENDITURE ITEMS						
		Design & Engineering	$ —	$ 10,000	$ —	$ —	$ —	$ —
		Construction	$ —	$ —	$ 100,000	$ 50,000	$ —	$ —
$ —	$ —	TOTAL	$ —	$ 10,000	$ 100,000	$ 50,000	$ —	$ —
		B. PROJECT FINANCING						
		DRA Distribution	$ —	$ 10,000	$ 100,000	$ 50,000	$ —	$ —
$ —	$ —	TOTAL	$ —	$ 10,000	$ 100,000	$ 50,000	$ —	$ —

PROJECT DESCRIPTION/JUSTIFICATION
This project provides for replacing water lines in Murphy Park. The water system at Murphy Park needs to be updated and replaced. There are areas where new back flow devices need to be installed and water lines replaced. A consultant will be hired to streamline the water system configuration and make recommendations for costs related to upgrades and water line replacement.

RELATIONSHIP TO OTHER PROJECTS
This project is not related to other capital projects.

OUTCOME
Diverse Arts, Culture, Parks and Recreation Experiences and Activities: Have well-maintained and upgraded parks and park amenities.

FUNDING RESTRICTIONS
This project is restricted to Sales Tax Fund (20%) and DRA funding.

DEPARTMENT:	STATE PROGRAM:	PROJECT TITLE:	YEAR FIRST SUBMITTED:	TOTAL PROJECT COST
30 - Leisure Services Park Division	4C - Culture & Recreation	Murphy Park - Replace Roof on Rest Room Building by the Tennis Courts	FY 2011 ACTIVITY NO: 102-	$ 15,000

2019 EXPENSE	2020 BUDGET	PROJECT BUDGET	2021	2022	2023	2024	2025	2026
		A. EXPENDITURE ITEMS						
		Design & Engineering	$ —	$ —	$ —	$ 1,500	$ —	$ —
		Construction	$ —	$ —	$ —	$ 13,500	$ —	$ —
$ —	$ —	TOTAL	$ —	$ —	$ —	$ 15,000	$ —	$ —
		B. PROJECT FINANCING						
		DRA Distribution	$ —	$ —	$ —	$ 15,000	$ —	$ —
$ —	$ —	TOTAL	$ —	$ —	$ —	$ 15,000	$ —	$ —

PROJECT DESCRIPTION/JUSTIFICATION

This project provides for replacing the wood roof on the rest room building by the tennis courts in Murphy Park. This roof will be over thirty-nine years old by Fiscal Year 2024 and is showing signs of leaking. Replacement is needed.

RELATIONSHIP TO OTHER PROJECTS

This project is not related to other capital projects.

OUTCOME

Diverse Arts, Culture, Parks and Recreation Experiences and Activities: Have well-maintained and upgraded parks and park amenities.

FUNDING RESTRICTIONS

This project is restricted to Sales Tax Fund (20%) and DRA funding.

DEPARTMENT:	STATE PROGRAM:	PROJECT TITLE:	YEAR FIRST SUBMITTED:	TOTAL PROJECT COST
30 - Leisure Services Park Division	4C - Culture & Recreation	Storybook Zoo Playground Replacement	FY 2009 ACTIVITY NO: 102-	$ 110,000

2019 EXPENSE	2020 BUDGET	PROJECT BUDGET	2021	2022	2023	2024	2025	2026
		A. EXPENDITURE ITEMS						
		Equipment	$ —	$ —	$ 100,000	$ —	$ —	$ —
		Contract Services	$ —	$ —	$ 10,000	$ —	$ —	$ —
$ —	$ —	TOTAL	$ —	$ —	$ 110,000	$ —	$ —	$ —
		B. PROJECT FINANCING						
		DRA Distribution	$ —	$ —	$ 110,000	$ —	$ —	$ —
$ —	$ —	TOTAL	$ —	$ —	$ 110,000	$ —	$ —	$ —

PROJECT DESCRIPTION/JUSTIFICATION

This project provides for purchasing play equipment for the Storybook Hill Children's Zoo. The Zoo is leased to and operated by a nonprofit organization, Dubuque Children's Zoo Boosters. The group has made many improvements to the Zoo and it has really become a source of pride for the community. One area of improvement still needed is play equipment. Several pieces need to be replaced and the City's assistance is needed. The project includes the installation of a poured in place safety surfacing instead of wood chip safety surfacing. The poured in place surfacing will eliminate weeds in the playground and decrease maintenance costs in future years. This project includes contracted services for the removal of the old equipment.

RELATIONSHIP TO OTHER PROJECTS

This project is not related to other capital projects.

OUTCOME

Diverse Arts, Culture, Parks and Recreation Experiences and Activities: Have well-maintained and upgraded parks and park amenities.

FUNDING RESTRICTIONS

This project is restricted to Sales Tax Fund (20%) and DRA funding.

DEPARTMENT: 30 - Leisure Services Park Division		STATE PROGRAM: 4C - Culture & Recreation	PROJECT TITLE: Town Clock Plaza Rehabilitation			YEAR FIRST SUBMITTED: FY 2013 ACTIVITY NO: 360-1742		TOTAL PROJECT COST $ 67,000
2019 EXPENSE	**2020 BUDGET**	**PROJECT BUDGET**	**2021**	**2022**	**2023**	**2024**	**2025**	**2026**
		A. EXPENDITURE ITEMS						
		Design & Engineering	$ —	$ —	$ —	$ —	$ —	$ —
		Construction	$ 67,000	$ —	$ —	$ —	$ —	$ —
$ —	$ —	TOTAL	$ 67,000	$ —	$ —	$ —	$ —	$ —
		B. PROJECT FINANCING						
		GDTIF G.O. Debt	$ 67,000	$ —	$ —	$ —	$ —	$ —
$ —	$ —	TOTAL	$ 67,000	$ —	$ —	$ —	$ —	$ —

PROJECT DESCRIPTION/JUSTIFICATION

This project provides for concrete work throughout the plaza area as well as painting of rails, light posts and fleur de lis's on planters and other areas. Town Clock is the center for many festivals and is used every weekend from early spring through late fall. A renovation is necessary to maintain the quality of the public spaces. All are infrastructure maintenance improvements. $33,000.00 was approved in the FY20 budget and this is the remainder to complete all the improvements.

RELATIONSHIP TO OTHER PROJECTS

This project is not related to other capital projects.

OUTCOME

Livable Neighborhoods and Housing: Increase the visual appeal and beauty of the city with attractive gateways, corridors, neighborhoods, homes and businesses.

FUNDING RESTRICTIONS

This project is restricted to Sales Tax Fund (20%), Greater Downtown TIF, and DRA funding.

DEPARTMENT:	STATE PROGRAM:	PROJECT TITLE:	YEAR FIRST SUBMITTED:	TOTAL PROJECT COST
30 - Leisure Services Park Division	4C - Culture & Recreation	Veteran's Memorial Disc Golf Course Renovation	FY 2019 ACTIVITY NO: 102-2829	$ 40,000

2019 EXPENSE	2020 BUDGET	PROJECT BUDGET	2021	2022	2023	2024	2025	2026
		A. EXPENDITURE ITEMS						
		Construction	$ 40,000	$ —	$ —	$ —	$ —	$ —
$ —	$ —	TOTAL	$ 40,000	$ —	$ —	$ —	$ —	$ —
		B. PROJECT FINANCING						
		DRA Distribution	$ 40,000	$ —	$ —	$ —	$ —	$ —
$ —	$ —	TOTAL	$ 40,000	$ —	$ —	$ —	$ —	$ —

PROJECT DESCRIPTION/JUSTIFICATION
This project provides for renovations to the frisbee disc golf course at Veteran's Memorial Park. Community members are beginning to voice their opinions related to the maintenance and upkeep of the course. Priority projects would be to replace and level all the concrete tee boxes. New tee box signage would be installed and brush removal would also be addressed in some areas. Disc golf usage and interest has increased in recent years.

RELATIONSHIP TO OTHER PROJECTS
This project is not related to other capital projects

OUTCOME
Diverse Arts, Culture, Parks and Recreation Experiences and Activities: Have well-maintained and upgraded parks and park amenities,

FUNDING RESTRICTIONS
This project is restricted to Sales Tax Fund (20%), and DRA funding.

DEPARTMENT:	STATE PROGRAM:	PROJECT TITLE:	YEAR FIRST SUBMITTED:	TOTAL PROJECT COST
30 - Leisure Services Park Division	4C - Culture & Recreation	All Parks - Replace Security Lights	FY 2011 ACTIVITY NO: 102-2368	$ 40,019

2019 EXPENSE	2020 BUDGET	PROJECT BUDGET	2021	2022	2023	2024	2025	2026
		A. EXPENDITURE ITEMS						
$ 5,019	$ 10,000	Equipment	$ 5,000	$ 5,000	$ 5,000	$ 5,000	$ 5,000	$ 50,000
$ 5,019	$ 10,000	TOTAL	$ 5,000	$ 5,000	$ 5,000	$ 5,000	$ 5,000	$ 50,000
		B. PROJECT FINANCING						
$ 5,019	$ 10,000	DRA Distribution	$ 5,000	$ 5,000	$ 5,000	$ 5,000	$ 5,000	$ 50,000
$ 5,019	$ 10,000	TOTAL	$ 5,000	$ 5,000	$ 5,000	$ 5,000	$ 5,000	$ 50,000
		C. IMPACT - OPERATIONS						
		Operating Cost (Savings)	$ (3,000)	$ (3,000)	$ (3,000)	$ (4,000)	$ —	$ —
		Operating Revenue	$ —	$ —	$ —	$ —	$ —	$ —

PROJECT DESCRIPTION/JUSTIFICATION

This project provides for replacing security lights including flag pole lighting in a number of different parks. The Safe Community Initiative, a 2013-2015 top priority of the City Council goal list is integral to safe lighting in parks. The security lights in many parks are getting very old and need to be replaced. This project will be a continuous project until lighting is replaced in all parks. Safety of parks' patrons will increase with better lighting. New efficient fixtures could potentially save between $3,000 and $5,000 in operating costs per year. The type of replacement fixtures effects the amount of cost savings per year. New lighting is additionally more sustainable and energy efficient. Dark sky technology will be used where possible.

RELATIONSHIP TO OTHER PROJECTS

This project is not related to other capital projects.

OUTCOME

Diverse Arts, Culture, Parks and Recreation Experiences and Activities: Have well-maintained and upgraded parks and park amenities.

FUNDING RESTRICTIONS

This project is restricted to Sales Tax Fund (20%) and DRA funding.

DEPARTMENT:	STATE PROGRAM:	PROJECT TITLE:	YEAR FIRST SUBMITTED:	TOTAL PROJECT COST
30 - Leisure Services Park Division	4C - Culture & Recreation	All Parks - Renovate Water Systems	FY 2006 ACTIVITY NO: 350-1158	$ 174,992

2019 EXPENSE	2020 BUDGET	PROJECT BUDGET	2021	2022	2023	2024	2025	2026
		A. EXPENDITURE ITEMS						
$ 93,911	$ 4,081	Construction	$ —	$ 7,000	$ 20,000	$ 25,000	$ 25,000	$ 50,000
$ 93,911	$ 4,081	TOTAL	$ —	$ 7,000	$ 20,000	$ 25,000	$ 25,000	$ 50,000
		B. PROJECT FINANCING						
$ 93,911	$ 4,081	Sales Tax Fund (20%)	$ —	$ —	$ 20,000	$ 25,000	$ 25,000	$ 50,000
		DRA Distribution	$ —	$ 7,000	$ —	$ —	$ —	$ —
$ 93,911	$ 4,081	TOTAL	$ —	$ 7,000	$ 20,000	$ 25,000	$ 25,000	$ 50,000

PROJECT DESCRIPTION/JUSTIFICATION

The Fiscal Year 2005 budget included $34,000 to do an engineering study to determine what needs to be done to bring the water system in all parks (with water) up to code. The Fiscal Year 2006 project began the funding of that renovation work. Flora Park is complete, Murphy Park and Eagle Point Park have separate CIP requests. The plumbing code now requires all meters and Reduced Pressure Zone devices (backflow preventer) to be above ground. Most meters are in pits and there are no RPZ's in most locations. Some parks such as Avon Park may need the entire water system renovated and structures built to house the meter and backflow prevention valve. An engineer will be hired to help us determine how best to address this situation in each park and to provide cost estimates. Another CIP has been recommended for smaller parks to add water fountains that will meet code requirements by hooking them directly into the water system.

RELATIONSHIP TO OTHER PROJECTS

This project is not related to other capital projects.

OUTCOME

Diverse Arts, Culture, Parks and Recreation Experiences and Activities: Have well-maintained and upgraded parks and park amenities.

FUNDING RESTRICTIONS

This project is restricted to Sales Tax Fund (20%) and DRA funding.

DEPARTMENT:	STATE PROGRAM:	PROJECT TITLE:	YEAR FIRST SUBMITTED:	TOTAL PROJECT COST
30 - Leisure Services Park Division	4C - Culture & Recreation	Ash Tree Removal and Tree Replacement	FY 2021 ACTIVITY NO: 102-2830	$ 1,625,000

2019 EXPENSE	2020 BUDGET	PROJECT BUDGET	2021	2022	2023	2024	2025	2026
		A. EXPENDITURE ITEMS						
		Tree Removal	$ 250,000	$ 250,000	$ 250,000	$ 250,000	$ 250,000	$ —
		Tree Replacements	$ 25,000	$ 25,000	$ 25,000	$ 125,000	$ 175,000	$ —
$ —	$ —	TOTAL	$ 275,000	$ 275,000	$ 275,000	$ 375,000	$ 425,000	$ —
		B. PROJECT FINANCING						
		DRA Distribution	$ 200,000	$ 200,000	$ 200,000	$ 300,000	$ 350,000	$ —
		Sales Tax Fund (20%)	$ 75,000	$ 75,000	$ 75,000	$ 75,000	$ 75,000	$ —
$ —	$ —	TOTAL	$ 275,000	$ 275,000	$ 275,000	$ 375,000	$ 425,000	$ —

PROJECT DESCRIPTION/JUSTIFICATION

This capital improvement project provides funds for the removal of ash trees due to Emerald Ash Borer(EAB) and for tree replacements. In FY20, $45,000 was available in the Park Division operating budget to assist with contract removal of ash trees and stumps. There are approximately 900 ash trees that still need to be removed as of December 2019. This number includes City owned street ash trees, ash trees in parks and ash trees on other city properties. The removals would also include grinding of the stumps. On average it cost approximately $1300 to remove a medium to large size ash tree including stump grinding. Approximately $98,000 in savings from the FY19 budget is being used in FY20 to assist with contract removal of ash trees and tree stumps. In 2019 the Forestry Activity removed approximately 106 ash trees and contractors removed 70 ash trees. This request is to fund the contract removal of approximately 192 of the 850 ash trees that still need to be removed. The mortality rate of these ash trees is increasing dramatically and the trees will soon become a liability if not removed. Due to Emerald Ash Borer, ash trees are being removed as a top priority in the Park Division. There is a $5,000 capital budget for grant matching funds for tree replacements. With trees being removed at an alarming rate, funds need to be readily available to replace these trees. In FY20, $25,000 was approved in the Park Division operating budget for the purchase of trees. The average cost of a 2 1/2 inch caliper tree is approximately $300 not including planting cost. The City has a great partnership with Dubuque Trees Forever. The Trees Forever group has been essential in assistance with planting trees throughout the community. In 2019, Trees Forever planted 45 trees. City staff planted an additional 48 trees. This funding would provide for the purchase of approximately 83 2 1/2 inch caliper trees to be planted throughout the community in FY 2021, FY 2022, and FY 2022, and 417 trees in FY 2023 and 583 in FY 2025. Trees provide so many benefits to the community including energy savings and storm water runoff reduction. It is estimated to cost $500,000 for replacement(purchase and installation) of the 1300 ash trees that will be removed (data from 2015 EAB Readiness Plan). This request supports the City Council Goal of Sustainable Environment: Preserving and Enhancing Natural Resources by providing the benefits of trees back to community members.

DEPARTMENT:	STATE PROGRAM:	PROJECT TITLE:	YEAR FIRST SUBMITTED: FY 2021 ACTIVITY NO: 102-2830	TOTAL PROJECT COST
30 - Leisure Services Park Division	4C - Culture & Recreation	Ash Tree Removal and Tree Replacement		$ 1,625,000

RELATIONSHIP TO OTHER PROJECTS
This project is not related to the Street Tree Program capital project.

OUTCOME
Sustainable Environment: Preserve and enhance Dubuque's natural resources.

FUNDING RESTRICTIONS
This project is restricted to Sales Tax Fund (20%) and DRA funding.

DEPARTMENT:	STATE PROGRAM:	PROJECT TITLE:	YEAR FIRST SUBMITTED:	TOTAL PROJECT COST
30 - Leisure Services Park Division	4C - Culture & Recreation	Street Tree Program	FY 2000 ACTIVITY NO: 350-1458 102-1458	$ 158,679

2019 EXPENSE	2020 BUDGET	PROJECT BUDGET	2021	2022	2023	2024	2025	2026
		A. EXPENDITURE ITEMS						
$ 7,852	$ 2,500	Landscaping	$ 4,600	$ 30,115	$ 33,500	$ 30,112	$ 50,000	$ 100,000
$ 7,852	$ 2,500	TOTAL	$ 4,600	$ 30,115	$ 33,500	$ 30,112	$ 50,000	$ 100,000
		B. PROJECT FINANCING						
$ 7,852	$ 2,500	Sales Tax Fund (20%)	$ 4,600	$ 30,115	$ 33,500	$ 30,112	$ 50,000	$ 100,000
$ 7,852	$ 2,500	TOTAL	$ 4,600	$ 30,115	$ 33,500	$ 30,112	$ 50,000	$ 100,000

PROJECT DESCRIPTION/JUSTIFICATION

The Fiscal Year 2017 to 2020 projects only provide matching funds for tree grants. Budget for FY 2022 and beyond would provide for replacing trees as specified in the Street Tree Policy updated in FY15 and after Emerald Ash Borer, a 2014-2016 top priority of the City Council goals list identifies the issue and one part of the plan is tree planting. The Street Tree Policy addresses size of planting lawns and type of trees allowed. Studies have shown that trees increase the value of property because of the improved appearance they create. A street lined with trees beautifies the neighborhood and community and conveys a sense of community pride. The 2011 Urban Forestry Study underlined the importance of tree planting in streets, parks and neighborhoods. Tree bids typically run $300.00 each. With Emerald Ash Borer being discovered in August of 2015, it will become increasingly important to replace street trees. Twenty-four (24) percent of the 5,200 street trees are Ash trees. The Forestry Activity is currently removing an average of 300 to 400 trees per year over the last five years and definitely increases the need for tree replacements. CIP was first submitted in FY1999 but updated to include EAB in FY2015. The Emerald Ash Borer program was a 2019-2021 City Council Top Priority. Tree replacements is only one part of this program.

RELATIONSHIP TO OTHER PROJECTS

This project is related to the Ash Tree Removal and Tree Replacement capital project.

OUTCOME

Sustainable Environment: Preserve and enhance Dubuque's natural resources.

FUNDING RESTRICTIONS

This project is restricted to Sales Tax Fund (20%) and DRA funding.

DEPARTMENT:	STATE PROGRAM:	PROJECT TITLE:	YEAR FIRST SUBMITTED:	TOTAL PROJECT COST
30 - Leisure Services Park Division	4C - Culture & Recreation	Retaining Walls	FY 1999 ACTIVITY NO: 350-1055 102-1055	$ 45,000

2019 EXPENSE	2020 BUDGET	PROJECT BUDGET	2021	2022	2023	2024	2025	2026
		A. EXPENDITURE ITEMS						
		Construction	$ —	$ 5,000	$ 10,000	$ 5,000	$ 25,000	$ 25,000
$ —	$ —	TOTAL	$ —	$ 5,000	$ 10,000	$ 5,000	$ 25,000	$ 25,000
		B. PROJECT FINANCING						
		DRA Distribution	$ —	$ 5,000	$ 10,000	$ 5,000	$ 25,000	$ 25,000
$ —	$ —	TOTAL	$ —	$ 5,000	$ 10,000	$ 5,000	$ 25,000	$ 25,000

PROJECT DESCRIPTION/JUSTIFICATION

This project provides for the beginning of multi-year program to construct retaining walls on park property where the terrain is very difficult to mow and maintain. Many areas of our parks are difficult to maintain and mow because the terrain is steep and mowers cannot be used. Steep areas create a safety hazard for park employees. As a result, these areas look bad because grass grows long and the surface is uneven. Retaining walls will address this issue by creating a relatively flat surface at the top and bottom of the wall. Not only will maintenance effort be reduced, the appearance of the area will be enhanced.

RELATIONSHIP TO OTHER PROJECTS

This project is not related to other capital projects.

OUTCOME

Diverse Arts, Culture, Parks and Recreation Experiences and Activities: Have well-maintained and upgraded parks and park amenities.

FUNDING RESTRICTIONS

This project is restricted to Sales Tax Fund (20%) and DRA funding.

DEPARTMENT:	STATE PROGRAM:	PROJECT TITLE:	YEAR FIRST SUBMITTED:	TOTAL PROJECT COST
30 - Leisure Services Park Division	4C - Culture & Recreation	Highway 20 Irrigation	FY 2016 ACTIVITY NO: 350-	$ 25,000

2019 EXPENSE	2020 BUDGET	PROJECT BUDGET	2021	2022	2023	2024	2025	2026
		A. EXPENDITURE ITEMS						
		Construction	$ —	$ —	$ —	$ 25,000	$ —	$ —
$ —	$ —	TOTAL	$ —	$ —	$ —	$ 25,000	$ —	$ —
		B. PROJECT FINANCING						
		Sales Tax Fund (20%)	$ —	$ —	$ —	$ 25,000	$ —	$ —
$ —	$ —	TOTAL	$ —	$ —	$ —	$ 25,000	$ —	$ —

PROJECT DESCRIPTION/JUSTIFICATION

This project provides for installing irrigation to planters on Highway 20. There are certain planters along the Highway 20 corridor that do not have irrigation. A hose has to be run across on ramps, off ramps or across a four-lane roadway. This is not a practical process. Irrigation to the areas would allow the areas to be better maintained.

RELATIONSHIP TO OTHER PROJECTS

This project is not related to other capital projects.

OUTCOME

Livable Neighborhoods and Housing: Increase the visual appeal and beauty of the city with attractive gateways, corridors, neighborhoods, homes and businesses.

FUNDING RESTRICTIONS

This project is restricted to Sales Tax Fund (20%) and DRA funding.

DEPARTMENT:	STATE PROGRAM:	PROJECT TITLE:	YEAR FIRST SUBMITTED:	TOTAL PROJECT COST
30 - Leisure Services Park Division	4C - Culture & Recreation	Highway 20 Replace Roses	FY 2011 ACTIVITY NO: 350-1588	$ 117,514

2019 EXPENSE	2020 BUDGET	PROJECT BUDGET	2021	2022	2023	2024	2025	2026
		A. EXPENDITURE ITEMS						
		Construction	$ —	$ —	$ —	$ —	$ 100,000	$ 750,000
$ 17,514		Design & Engineering	$ —	$ —	$ —	$ —	$ —	$ —
$ 17,514	$ —	TOTAL	$ —	$ —	$ —	$ —	$ 100,000	$ 750,000
		B. PROJECT FINANCING						
$ 17,514		DRA Gaming	$ —	$ —	$ —	$ —	$ 50,000	$ 750,000
$ 17,514	$ —	TOTAL	$ —	$ —	$ —	$ —	$ 100,000	$ 750,000

PROJECT DESCRIPTION/JUSTIFICATION

This project provides for a project to replace the roses on Highway 20. The rose beds are extremely high maintenance. The Junipers around them are starting to deteriorate. A plan to re-landscape the entire Hwy 20 Corridor from Locust Street to Devin Drive has been conceptually drafted. The new landscape will tolerate the highway elements, lower maintenance costs over time, and provide sustainability. Preliminary cost of the entire project is estimated at $2.5 million. The first area to be addressed are the four landscaped beds with the roses in them. Secondary projects include exposing some bluffs along the corridor and some native plantings. It is estimated to cost $403,000 re-landscape the 4 landscaped beds with roses.

RELATIONSHIP TO OTHER PROJECTS

This project is not related to other capital projects.

OUTCOME

Livable Neighborhoods and Housing: Increase the visual appeal and beauty of the city with attractive gateways, corridors, neighborhoods, homes and businesses

FUNDING RESTRICTIONS

This project is restricted to Sales Tax Fund (20%), and DRA funding.

DEPARTMENT:	STATE PROGRAM:	PROJECT TITLE:	YEAR FIRST SUBMITTED:	TOTAL PROJECT COST
30 - Leisure Services Park Division	4C - Culture & Recreation	Parks - Resurface Tennis Courts	FY 2008 ACTIVITY NO: 350-2290	$ 154,274

2019 EXPENSE	2020 BUDGET	PROJECT BUDGET	2021	2022	2023	2024	2025	2026
		A. EXPENDITURE ITEMS						
$ 114,274		Construction	$ —	$ —	$ —	$ —	$ 40,000	$ 50,000
$ 114,274	$ —	TOTAL	$ —	$ —	$ —	$ —	$ 40,000	$ 50,000
		B. PROJECT FINANCING						
$ 114,274		Sales Tax Fund (20%)	$ —	$ —	$ —	$ —	$ 40,000	$ 50,000
$ 114,274	$ —	TOTAL	$ —	$ —	$ —	$ —	$ 40,000	$ 50,000

PROJECT DESCRIPTION/JUSTIFICATION

This project provides for crack sealing and resurfacing of tennis and volleyball courts at Flora, Murphy, and Eagle Point Park. The existing courts are beginning to experience large cracks. Community members are beginning to voice their opinions on the safety of the courts. Flora Park would be addressed first, then the others. These courts are heavily used and require maintenance and upkeep on a scheduled basis. CIP first created in FY2008 to address Murphy, then additional facilities added in FY2016.

RELATIONSHIP TO OTHER PROJECTS

This project is not related to other capital projects.

OUTCOME

Diverse Arts, Culture, Parks and Recreation Experiences and Activities: Have well-maintained and upgraded parks and park amenities

FUNDING RESTRICTIONS

This project is restricted to Sales Tax Fund (20%), and DRA funding.

DEPARTMENT:	STATE PROGRAM:	PROJECT TITLE:	YEAR FIRST SUBMITTED:	TOTAL PROJECT COST
30 - Leisure Services Park Division	4C - Culture & Recreation	Industrial Center Native Plantings	FY 2019	$ 20,000
			ACTIVITY NO:	

2019 EXPENSE	2020 BUDGET	PROJECT BUDGET	2021	2022	2023	2024	2025	2026
		A. EXPENDITURE ITEMS						
		Contract Services	$ —	$ —	$ —	$ —	$ 20,000	$ 30,000
$ —	$ —	TOTAL	$ —	$ —	$ —	$ —	$ 20,000	$ 30,000
		B. PROJECT FINANCING						
		DICW TIF	$ —	$ —	$ —	$ —	$ 20,000	$ 30,000
$ —	$ —	TOTAL	$ —	$ —	$ —	$ —	$ 20,000	$ 30,000

PROJECT DESCRIPTION/JUSTIFICATION

This project provides for native seeding in Industrial Center areas. There are various areas in Technology Park, Dubuque Industrial Center West and Industrial Center South that would benefit from native plantings. The plantings would provide visual appeal as well as pollinator and bee habitat. The plantings would be installed by a certified contractor with a two year maintenance agreement. Staff would maintain the areas once the agreement has expired.

RELATIONSHIP TO OTHER PROJECTS

This project is not related to other capital projects.

OUTCOME

Livable Neighborhoods and Housing: Increase the visual appeal and beauty of the city with attractive gateways, corridors, neighborhoods, homes and businesses.

FUNDING RESTRICTIONS

This project is restricted to Sales Tax Fund (20%), and DRA funding.

DEPARTMENT:	STATE PROGRAM:	PROJECT TITLE:	YEAR FIRST SUBMITTED:	TOTAL PROJECT COST
30 - Leisure Services Park Division	4C - Culture & Recreation	Washington Community Gateway	FY 2016 ACTIVITY NO: 360	$ 15,000

2019 EXPENSE	2020 BUDGET	PROJECT BUDGET	2021	2022	2023	2024	2025	2026
		A. EXPENDITURE ITEMS						
		Design & Engineering	$ —	$ —	$ —	$ —	$ 15,000	$ —
		Construction	$ —	$ —	$ —	$ —	$ —	$ 90,000
$ —	$ —	TOTAL	$ —	$ —	$ —	$ —	$ 15,000	$ 90,000
		B. PROJECT FINANCING						
		Greater Downtown TIF	$ —	$ —	$ —	$ —	$ 15,000	$ 90,000
$ —	$ —	TOTAL	$ —	$ —	$ —	$ —	$ 15,000	$ 90,000

PROJECT DESCRIPTION/JUSTIFICATION

This project provides for developing the vacant lot at 1401 Elm Street as a Washington Community Gateway. The city purchased this property in 2014. The structure has been removed and the lot is currently grass. This project would provide for such amenities as three flag poles, park lighting, security cameras, perimeter fencing, welcome sign to the Washington neighborhood and drinking fountain.

RELATIONSHIP TO OTHER PROJECTS

This project is not related to other capital projects.

OUTCOME

Livable Neighborhoods and Housing: Increase the visual appeal and beauty of the city with attractive gateways, corridors, neighborhoods, homes and businesses

FUNDING RESTRICTIONS

This project is restricted to Sales Tax Fund (20%), Greater Downtown TIF, and DRA funding.

DEPARTMENT:	STATE PROGRAM:	PROJECT TITLE:	YEAR FIRST SUBMITTED:	TOTAL PROJECT COST
30 - Leisure Services Park Division	4C - Culture & Recreation	Forestry Building - Replace Roof	FY 2014 ACTIVITY NO: 350	$ 40,000

2019 EXPENSE	2020 BUDGET	PROJECT BUDGET	2021	2022	2023	2024	2025	2026
		A. EXPENDITURE ITEMS						
		Construction	$ —	$ —	$ —	$ —	$ 40,000	$ —
$ —	$ —	TOTAL	$ —	$ —	$ —	$ —	$ 40,000	$ —
		B. PROJECT FINANCING						
		Sales Tax Fund (20%)	$ —	$ —	$ —	$ —	$ 40,000	$ —
$ —	$ —	TOTAL	$ —	$ —	$ —	$ —	$ 40,000	$ —

PROJECT DESCRIPTION/JUSTIFICATION
This project provides for replacing the flat rubber roof on the forestry building. This roof is over thirty five years old and was to be replaced in Fiscal Year 2022. By Fiscal Year 2025 the roof will be over 40 years old.

RELATIONSHIP TO OTHER PROJECTS
This project is not related to other capital projects.

OUTCOME
Diverse Arts, Culture, Parks and Recreation Experiences and Activities: Have well-maintained and upgraded parks and park amenities

FUNDING RESTRICTIONS
This project is restricted to Sales Tax Fund (20%), and DRA funding.

DEPARTMENT: 30 - Leisure Services Park Division		STATE PROGRAM: 4C - Culture & Recreation	PROJECT TITLE: Parks - Paint Light Poles			YEAR FIRST SUBMITTED: FY 2015 ACTIVITY NO: 350		TOTAL PROJECT COST $ 15,000
2019 EXPENSE	**2020 BUDGET**	**PROJECT BUDGET**	**2021**	**2022**	**2023**	**2024**	**2025**	**2026**
		A. EXPENDITURE ITEMS						
		Construction	$ —	$ —	$ —	$ —	$ 15,000	$ 15,000
$ —	$ —	TOTAL	$ —	$ —	$ —	$ —	$ 15,000	$ 15,000
		B. PROJECT FINANCING						
		Sales Tax Fund (20%)	$ —	$ —	$ —	$ —	$ 15,000	$ 15,000
$ —	$ —	TOTAL	$ —	$ —	$ —	$ —	$ 15,000	$ 15,000

PROJECT DESCRIPTION/JUSTIFICATION
This project provides for painting light poles in park facilities. The light poles at Allison-Henderson Park need to be repainted. Future requests will include painting light poles at other park facilities.

RELATIONSHIP TO OTHER PROJECTS
This project is not related to other capital projects.

OUTCOME
Diverse Arts, Culture, Parks and Recreation Experiences and Activities: Have well-maintained and upgraded parks and park amenities

FUNDING RESTRICTIONS
This project is restricted to Sales Tax Fund (20%), and DRA funding.

DEPARTMENT:	STATE PROGRAM:	PROJECT TITLE:	YEAR FIRST SUBMITTED:	TOTAL PROJECT COST
30 - Leisure Services Park Division	4C - Culture & Recreation	Maintenance Headquarters - Wash Bay	FY 2017 ACTIVITY NO: 102	$ 20,000

2019 EXPENSE	2020 BUDGET	PROJECT BUDGET	2021	2022	2023	2024	2025	2026
		A. EXPENDITURE ITEMS						
		Construction	$ —	$ —	$ —	$ —	$ 20,000	$ —
$ —	$ —	TOTAL	$ —	$ —	$ —	$ —	$ 20,000	$ —
		B. PROJECT FINANCING						
		DRA Distribution	$ —	$ —	$ —	\	$ 20,000	$ —
$ —	$ —	TOTAL	$ —	$ —	$ —	$ —	$ 20,000	$ —
		C. IMPACT - OPERATIONS						
		Operating Cost (Savings)	$ —	$ —	$ —	$ —	$ —	$ —
		Operating Revenue	$ —	$ —	$ —	$ —	$ —	$ —

PROJECT DESCRIPTION/JUSTIFICATION

This project provides for constructing a wash bay at park maintenance headquarters for large and small equipment. There is currently no place to wash equipment and vehicles at the park maintenance shop. They are just washed where a hose is available to clean them. This allows grease and debris to flow into the storm drains. A wash bay would have a drain connected to the sanitary sewer for proper disposal of waste water.

RELATIONSHIP TO OTHER PROJECTS

This project is not related to other capital projects.

OUTCOME

Financially Responsible, High Performance City Organization: Service value for taxes and fees

FUNDING RESTRICTIONS

This project is restricted to Sales Tax Fund (20%), and DRA funding.

DEPARTMENT: 30 - Leisure Services Park Division		STATE PROGRAM: 4C - Culture & Recreation	PROJECT TITLE: Paint Railings			YEAR FIRST SUBMITTED: FY 2015 ACTIVITY NO: 350		TOTAL PROJECT COST $ 20,000
2019 EXPENSE	**2020 BUDGET**	**PROJECT BUDGET**	**2021**	**2022**	**2023**	**2024**	**2025**	**2026**
		A. EXPENDITURE ITEMS						
		Construction	$ —	$ —	$ —	$ —	$ 20,000	$ 20,000
$ —	$ —	TOTAL	$ —	$ —	$ —	$ —	$ 20,000	$ 20,000
		B. PROJECT FINANCING						
		Sales Tax Fund (20%)	$ —	$ —	$ —	$ —	$ 20,000	$ 20,000
$ —	$ —	TOTAL	$ —	$ —	$ —	$ —	$ 20,000	$ 20,000

PROJECT DESCRIPTION/JUSTIFICATION
This project provides for painting railings throughout the park system maintenance areas. These include 16th Street, Orange Park, Pyatigorsk Park, Locust Street Connector and Main Street, as well as other parks. The railings are rusted and need to be repainted. Future budgeting will be added to put railings on a five-year paint cycle.

RELATIONSHIP TO OTHER PROJECTS
This project is not related to other capital projects.

OUTCOME
Diverse Arts, Culture, Parks and Recreation Experiences and Activities: Have well-maintained and upgraded parks and park amenities

FUNDING RESTRICTIONS
This project is restricted to Sales Tax Fund (20%), and DRA funding.

DEPARTMENT: 32 - Leisure Services / Civic Center Division		STATE PROGRAM: 4C - Culture & Recreation	PROJECT TITLE: Arena - Air Conditioner Replacement			YEAR FIRST SUBMITTED: FY 2012 ACTIVITY NO: 360-		TOTAL PROJECT COST $ 100,000
2019 EXPENSE	**2020 BUDGET**	**PROJECT BUDGET**	**2021**	**2022**	**2023**	**2024**	**2025**	**2026**
		A. EXPENDITURE ITEMS						
		Construction	$ —	$ 100,000	$ —	$ —	$ —	$ —
$ —	$ —	TOTAL	$ —	$ 100,000	$ —	$ —	$ —	$ —
		B. PROJECT FINANCING						
		GDTIF G.O. Debt	$ —	$ 100,000	$ —	$ —	$ —	$ —
$ —	$ —	TOTAL	$ —	$ 100,000	$ —	$ —	$ —	$ —

PROJECT DESCRIPTION/JUSTIFICATION
This project provides for emergency repairs to the arena air conditioning units; Roof Top Units (RTU) 1-7 and 9. The air conditioning units were installed in 2005 and have a life span of fifteen years. The units are currently having issues with repair costs mounting. Replacement of the units is budgeted in the Five Flags Building Improvements CIP in FY2025.

RELATIONSHIP TO OTHER PROJECTS
This project is not related to other capital projects.

OUTCOME
Financially Responsible, High Performance City Organization: Service value for taxes and fees.

FUNDING RESTRICTIONS
This project is restricted to Sales Tax Fund (20%), Greater Downtown TIF, and DRA funding.

DEPARTMENT:	STATE PROGRAM:	PROJECT TITLE:	YEAR FIRST SUBMITTED:	TOTAL PROJECT COST
32 - Leisure Services / Civic Center Division	4C - Culture & Recreation	Five Flags Building Improvements	FY 2020 ACTIVITY NO: 360-	$ 6,026,334

2018 EXPENSE	2019 BUDGET	PROJECT BUDGET	2020	2021	2022	2023	2024	2025
		A. EXPENDITURE ITEMS						
$ 14,334		Engineering	$ —	$ —	$ —	$ 600,000	$ —	$ —
	$ 12,000	Construction	$ —	$ —	$ —	$ 5,400,000	$ —	$ —
$ 14,334	$ 12,000	TOTAL	$ —	$ —	$ —	$ 6,000,000	$ —	$ —
		B. PROJECT FINANCING						
		GDTIF G.O. Debt	$ —	$ —	$ —	$ 4,800,000	$ —	$ —
		Greater Downtown TIF	$ —	$ —	$ —	$ 1,200,000	$ —	$ —
$ —	$ —	TOTAL	$ —	$ —	$ —	$ 6,000,000	$ —	$ —

PROJECT DESCRIPTION/JUSTIFICATION

This project provides for improvements to the building (arena, theater, lobby areas, exterior) and its equipment should a bond referendum for another scenario not pass or it is determined by City Council that Scenario 1 of status quo is the direction. This would be used on the current facility at its current footprint in its current state. The building is in need of wood window repairs, painting of the steel exterior, resealing the ballroom floor, remodeling/upgrading concession stands, carpet and tile replacement, locker shower upgrades, stage dimmer light replacement, dressing room upgrades, orchestra pit electronic lift, placement, refurbishing the stage floor, restoration of theater seats, painting walls and ceilings, satellite ticket booth , theater counter weight and grid system, lighting upgrades and retrofits and other building needs. Equipment replacement needs include the sound system, floor scrubber, tables and portable chairs, water fountains, popcorn popper, concert lighting, pipe and drape, follow spots, lighting consoles, masking equipment, scoreboard and other equipment replacements. New equipment necessary for a venue doing the level of business of Five Flags include wireless internet, point of sale system, and more. All projects listed have been submitted previously as individual projects with the oldest continuously submitted in the budget process since 2003 and the majority have been submitted and cut from the budget for 9-10 years and if approved in this CIP would be five more years until completed. Civic Center opened its doors in 1979, alongside the restored Theater paid for by a bond of $3.7 million project. Additional upgrades and renovations were completed in 2005 at a cost of just over $2.0 million.

RELATIONSHIP TO OTHER PROJECTS

This project is not related to other capital projects.

OUTCOME

Financially Responsible, High Performance City Organization: Service value for taxes and fees.

FUNDING RESTRICTIONS

This project is restricted to Sales Tax Fund (20%), Greater Downtown TIF, and DRA funding.

DEPARTMENT:	STATE PROGRAM:	PROJECT TITLE:	YEAR FIRST SUBMITTED:	TOTAL PROJECT COST
32 - Leisure Services / Civic Center Division	4C - Culture & Recreation	Bijou Room & Hall - tile replacement	FY 2013 ACTIVITY NO: 350-2831	$ 50,000

2019 EXPENSE	2020 BUDGET	PROJECT BUDGET	2021	2022	2023	2024	2025	2026
		A. EXPENDITURE ITEMS						
		Construction	$ 50,000	$ —	$ —	$ —	$ —	$ —
$ —	$ —	TOTAL	$ 50,000	$ —	$ —	$ —	$ —	$ —
		B. PROJECT FINANCING						
		Sales Tax Fund (20%)	$ 50,000	$ —	$ —	$ —	$ —	$ —
$ —	$ —	TOTAL	$ 50,000	$ —	$ —	$ —	$ —	$ —

PROJECT DESCRIPTION/JUSTIFICATION

This project provides for replacing the tile and floor molding in the Bijou Room and the hallway leading to the Bijou Room from the elevator. This tile was installed in the 1980's. The tile is failing and "popping up" causing tripping hazards. It is worn out and obsolete with no replacement tile available. This tile was not replaced as part of the 2005 renovation. Broken or uneven floor tile could contribute to slip/trip/fall incidents. The Bijou is used by partner Fly by Night as well as other events and partners in the performance arts.

RELATIONSHIP TO OTHER PROJECTS

This project is not related to other capital projects.

OUTCOME

Financially Responsible, High Performance City Organization: Service value for taxes and fees.

FUNDING RESTRICTIONS

This project is restricted to Sales Tax Fund (20%), Greater Downtown TIF, and DRA funding.

DEPARTMENT: 32 - Leisure Services / Civic Center Division		STATE PROGRAM: 4C - Culture & Recreation	PROJECT TITLE: Theater - Carpet Replacement			YEAR FIRST SUBMITTED: FY 2019 ACTIVITY NO: 102		TOTAL PROJECT COST $ 70,000
2019 EXPENSE	**2020 BUDGET**	**PROJECT BUDGET**	**2021**	**2022**	**2023**	**2024**	**2025**	**2026**
		A. EXPENDITURE ITEMS						
		Construction	$ —	$ 70,000	$ —	$ —	$ —	$ —
$ —	$ —	TOTAL	$ —	$ 70,000	$ —	$ —	$ —	$ —
		B. PROJECT FINANCING						
		DRA Distribution	$ —	$ 70,000	$ —	$ —	$ —	$ —
$ —	$ —	TOTAL	$ —	$ 70,000	$ —	$ —	$ —	$ —

PROJECT DESCRIPTION/JUSTIFICATION
This project provides for replacing the carpet which was installed in 2001. It is bubbling up and creating a tripping hazard for people going to their seats. By FY25 the theater carpet will be 24 years old.

RELATIONSHIP TO OTHER PROJECTS
This project is not related to other capital projects.

OUTCOME
Financially Responsible, High Performance City Organization: Service value for taxes and fees.

FUNDING RESTRICTIONS
This project is restricted to Sales Tax Fund (20%), Greater Downtown TIF, and DRA funding.

DEPARTMENT:	STATE PROGRAM:	PROJECT TITLE:	YEAR FIRST SUBMITTED:	TOTAL PROJECT COST
34 - Leisure Services / Recreation Division	4C - Culture & Recreation	Flora and Sutton Swimming Pools Annual Maintenance	FY 2016 ACTIVITY NO: 102-1890 350-1890	$ 272,591

2019 EXPENSE	2020 BUDGET	PROJECT BUDGET	2021	2022	2023	2024	2025	2026
		A. EXPENDITURE ITEMS						
$ 12,591	$ 25,000	Construction	$ 70,000	$ 30,000	$ 135,000	$ —	$ —	$ —
$ 12,591	$ 25,000	TOTAL	$ 70,000	$ 30,000	$ 135,000	$ —	$ —	$ —
		B. PROJECT FINANCING						
$ 12,591	$ 25,000	DRA Distribution	$ 70,000	$ 30,000	$ 135,000	$ —	$ —	$ —
$ 12,591	$ 25,000	TOTAL	$ 70,000	$ 30,000	$ 135,000	$ —	$ —	$ —

PROJECT DESCRIPTION/JUSTIFICATION
This project provides for the traditional annual maintenance for both the Flora and Sutton pools. Annual maintenance of Flora and Sutton pools as well as becoming compliant with ADA standards is required to keep the pools operational. The projects budgeted by fiscal year are as follows: FY 2021: Repair deck ($10,000); Paint Flora Pool Tank ($60,000 - 5 year cycle) FY2022: Repair Leak from underground pipe in Flora water playground ($30,000) FY 2023: Pool Tank resurfacing for both pools ($135,000 - 5 year).

RELATIONSHIP TO OTHER PROJECTS
This project is not related to other capital projects.

OUTCOME
Diverse Arts, Culture, Parks and Recreation: Have well-maintained and upgraded parks and park amenities.

FUNDING RESTRICTIONS
This project is restricted to Sales Tax Fund (20%) and DRA funding.

DEPARTMENT:	STATE PROGRAM:	PROJECT TITLE:	YEAR FIRST SUBMITTED:	TOTAL PROJECT COST
34 - Leisure Services / Recreation Division	4C - Culture & Recreation	Flora Swimming Pool Replace Playground Surface	FY 2016 ACTIVITY NO: 102-2120	$ 120,540

2019 EXPENSE	2020 BUDGET	PROJECT BUDGET	2021	2022	2023	2024	2025	2026
		A. EXPENDITURE ITEMS						
	$ 60,540	Construction	$ 60,000	$ —	$ —	$ —	$ —	$ —
$ —	$ 60,540	TOTAL	$ 60,000	$ —	$ —	$ —	$ —	$ —
		B. PROJECT FINANCING						
	$ 60,540	DRA Distribution	$ 60,000	$ —	$ —	$ —	$ —	$ —
$ —	$ 60,540	TOTAL	$ 60,000	$ —	$ —	$ —	$ —	$ —

PROJECT DESCRIPTION/JUSTIFICATION

This project provides for replacing the sand under the Flora Park Pool playground with a rubber safety surface. When the playground was installed, sand was chosen as the safety surface underneath the equipment. Sand is not ADA compliant in terms of the playground access. With the location of the playground within the fence property of the pool, this type of material was not a wise choice due to the affects that it can/does have on the adjacent water playground and zero depth pool area. As a result, the sand continues to end up in both the water playground and pool areas. This loose sand has a negative impact on the painted pool surface as it appears to be increasing the speed at which the paint is wearing. This sand also finds its' way into the filtration system. To try and prevent this excess wear, staff does their best to slow the process. Over 100 hours of staff time each season can be directly attributed to the remediation of the sand issues in the water areas. This does not include the additional wear on the equipment used to either vacuum, sweep, or rake these areas. The sand has also become a favorite nesting place for the Eastern Cicada Killer. This non-aggressive, large, black wasp looking insect, constantly causes issues due to overreactions of panic by both young children and adults. These nuisances also lead to frequent complaints by patrons. This project request is also a result of the ADA Audit and 2017 Aquatic Assessment.

RELATIONSHIP TO OTHER PROJECTS

This project is related to the Flora annual maintenance CIP

OUTCOME

Diverse Arts, Culture, Parks and Recreation: Have well-maintained and upgraded parks and park amenities.

FUNDING RESTRICTIONS

This project is restricted to Sales Tax Fund (20%) and DRA funding.

DEPARTMENT: 34 - Leisure Services / Recreation Division		STATE PROGRAM: 4C - Culture & Recreation	PROJECT TITLE: Flora & Sutton Filter Tank Replacement			YEAR FIRST SUBMITTED: FY2021 ACTIVITY NO:		TOTAL PROJECT COST $ 200,000
2019 EXPENSE	**2020 BUDGET**	**PROJECT BUDGET**	**2021**	**2022**	**2023**	**2024**	**2025**	**2026**
		A. EXPENDITURE ITEMS						
		Construction	$ —	$ —	$ —	$ 200,000	$ —	$ —
$ —	$ —	TOTAL	$ —	$ —	$ —	$ 200,000	$ —	$ —
		B. PROJECT FINANCING						
		DRA Distribution	$ —	$ —	$ —	$ 200,000	$ —	$ —
$ —	$ —	TOTAL	$ —	$ —	$ —	$ 200,000	$ —	$ —

PROJECT DESCRIPTION/JUSTIFICATION

The filter tanks at both Flora and Sutton pools are now over 25 years old and are beginning to show signs of deterioration both externally and internally. Staff began working with local contractors to service the tanks to keep them operational in 2017. In the spring of 2019, interior structural repairs were completed on the Flora tanks which should extend their life for another 3 or 4 years. Similar repairs will be made to the Sutton tanks in the spring of 2020. The cost of these repairs is roughly $2,400 per tank depending on the damage uncovered while assessing the repair. Todays filter tanks are more efficient and constructed with more sustainable materials. Each pool currently has 3 tanks. With the newer tanks, 1 less tank would need to be replaced at each site. The rough estimate for this replacement including the disposal of the current structures are; $135,000 for Flora and $115,000 for Sutton.

RELATIONSHIP TO OTHER PROJECTS

This project is related to the F&S Annual Maintenance CIP (#102/350-1890)

OUTCOME

Diverse Arts, Culture, Parks and Recreation: Have well-maintained and upgraded parks and park amenities.

FUNDING RESTRICTIONS

This project is restricted to Sales Tax Fund (20%) and DRA funding.

DEPARTMENT:	STATE PROGRAM:	PROJECT TITLE:	YEAR FIRST SUBMITTED:	TOTAL PROJECT COST
34 - Leisure Services / Recreation Division	4C - Culture & Recreation	Bunker Hill Golf Course - Construct Cart Paths	FY 2017 ACTIVITY NO: 370-2001	$ 30,000

2019 EXPENSE	2020 BUDGET	PROJECT BUDGET	2021	2022	2023	2024	2025	2026
		A. EXPENDITURE ITEMS						
	$ 10,000	Construction	$ —	$ 10,000	$ —	$ —	$ 10,000	$ —
$ —	$ 10,000	TOTAL	$ —	$ 10,000	$ —	$ —	$ 10,000	$ —
		B. PROJECT FINANCING						
	$ 10,000	Golf Fees	$ —	$ 10,000	$ —	$ —	$ 10,000	$ —
$ —	$ 10,000	TOTAL	$ —	$ 10,000	$ —	$ —	$ 10,000	$ —

PROJECT DESCRIPTION/JUSTIFICATION

This project provides for construction of asphalt cart paths on areas heavily used by motorized carts. With the increasing use of golf carts, several sections of the golf course, particularly the grass areas, are being damaged. As a result of the grass being destroyed, erosion takes place causing an increase in maintenance expense. Asphalt paths enable the City to regulate usage of carts on the golf course and reduce maintenance costs. Phasing the project as proposed will allow the areas of greatest need to be constructed each year. The paths constructed in previous Fiscal Years greatly improved both the appearance and ability to maintain those areas. Repair of existing cart paths as needed is also included in this project.

RELATIONSHIP TO OTHER PROJECTS

This project is not related to other capital projects.

OUTCOME

Diverse Arts, Culture, Parks and Recreation: Have well-maintained and upgraded parks and park amenities.

FUNDING RESTRICTIONS

This project is restricted to Sales Tax Fund (20%), Golf Fees, and DRA funding.

DEPARTMENT:	STATE PROGRAM:	PROJECT TITLE:	YEAR FIRST SUBMITTED:	TOTAL PROJECT COST
34 - Leisure Services / Recreation Division	4C - Culture & Recreation	Bunker Hill Golf Course - Tee Improvements	FY 2016 ACTIVITY NO: 370-1527	$ 30,000

2019 EXPENSE	2020 BUDGET	PROJECT BUDGET	2021	2022	2023	2024	2025	2026
		A. EXPENDITURE ITEMS						
	$ 10,000	Construction	$ —	$ 10,000	$ —	$ 10,000	$ —	$ —
$ —	$ 10,000	TOTAL	$ —	$ 10,000	$ —	$ 10,000	$ —	$ —
		B. PROJECT FINANCING						
	$ 10,000	Golf Fees	$ —	$ 10,000	$ —	$ 10,000	$ —	$ —
$ —	$ 10,000	TOTAL	$ —	$ 10,000	$ —	$ 10,000	$ —	$ —

PROJECT DESCRIPTION/JUSTIFICATION

This project provides for renovating tee areas. This project will be accomplished utilizing golf course personnel and golf course revenue. Several tee areas have a shallow dirt layer over rock, thus the health of the tee suffers most years. These will be renovated and dirt added. Red tee areas will be moved and enlarged on several tees. Enlarging the areas and improving the soil conditions will improve play for our patrons. Seventy-five percent of our players are recreational golfers that have a higher maintenance impact and will benefit from the improved red tees. Tee improvements completed to date have met with very positive comments from our golfers.

RELATIONSHIP TO OTHER PROJECTS

This project is not related to other capital projects.

OUTCOME

Diverse Arts, Culture, Parks and Recreation: Have well-maintained and upgraded parks and park amenities.

FUNDING RESTRICTIONS

This project is restricted to Sales Tax Fund (20%), Golf Fees, and DRA funding.

DEPARTMENT:	STATE PROGRAM:	PROJECT TITLE:	YEAR FIRST SUBMITTED:	TOTAL PROJECT COST
34 - Leisure Services / Recreation Division	4C - Culture & Recreation	Bunker Hill Golf Course - Replace Irrigation System	FY 2015 ACTIVITY NO: 350-1530 102-1530	$ 54,132

2019 EXPENSE	2020 BUDGET	PROJECT BUDGET	2021	2022	2023	2024	2025	2026
		A. EXPENDITURE ITEMS						
		Design & Engineering	$ —	$ —	$ —	$ —	$ —	$ —
		Construction	$ 54,132	$ —	$ —	$ —	$ —	$ —
$ —	$ —	TOTAL	$ 54,132	$ —	$ —	$ —	$ —	$ —
		B. PROJECT FINANCING						
		DRA Distribution	$ 54,132	$ —	$ —	$ —	$ —	$ —
$ —	$ —	TOTAL	$ 54,132	$ —	$ —	$ —	$ —	$ —

PROJECT DESCRIPTION/JUSTIFICATION

This two-phased project provides for replacing the Bunker Hill Golf Course irrigation heads and piping and is listed on the 2018 City Council Goals & Priorities under Diverse Arts, Culture, Parks, & Recreation as a Management in Progress for FY'20 Funding. Phase 2 of the irrigation project began in 2015 with the completion of a 9 hole section of the course in FY16. To reduce the financial impact of this project, it was recommended to be completed in two phases (Phases 2 & 3). During the bid process of Phase 2, bidders were asked to also bid Phase 3 as an alternate. Based on the phase 3 alternate bids and inflation (5% per year), the bid of $190, 070 will increase to $231,029 in FY20. The irrigation system for the tees and greens was installed around 1980 and the fairway system was added in 1992. In Fiscal Year 2011 the satellite controllers, master control panel, variable speed pump, backflow preventer, pump shelter and electrical controls were replaced. The PVC pipe has a life expectancy of 25 years in the ground. This means that the tees and greens were ready to be replaced 8 years ago. In several areas, the pipe wall thickness has worn to .156” which is more than half of the pipe wall. Out-dated galvanized steel swing joints still exist throughout the system. The rust shavings from the aged steel block or deter the heads from working properly. Complete shut-down of the system is required to perform maintenance. There are also no “zone” shut-off valves. As a result, when there is a break at the lowest end of the course, all the water has to come out of the broken pipe before repair can begin. This can take several hours, cause localized flooding, and waste countless gallons of water. Both the outdated and/or obsolete sprinkler heads continue to absorb much needed man hours due to the complexity of the repair as well as the money spent to purchase parts if available. These parts can cost up to $300 which is close to the purchase of a new more modern head.

RELATIONSHIP TO OTHER PROJECTS

This project is not related to other capital projects.

OUTCOME

Financially Responsible, High Performance City Organization: Service value for taxes and fees.

FUNDING RESTRICTIONS

This project is restricted to Sales Tax Fund (20%), Golf Fees, and DRA funding.

DEPARTMENT:	STATE PROGRAM:	PROJECT TITLE:	YEAR FIRST SUBMITTED:	TOTAL PROJECT COST
34 - Leisure Services / Recreation Division	4C - Culture & Recreation	Bunker Hill Golf Course - Range Project	FY 2015 ACTIVITY NO: 350	$ 320,000

2019 EXPENSE	2020 BUDGET	PROJECT BUDGET	2021	2022	2023	2024	2025	2026
		A. EXPENDITURE ITEMS						
		Design & Engineering	$ —	$ —	$ 20,000	$ —	$ —	$ —
		Construction	$ —	$ —	$ —	$ 227,830	$ 72,170	$ —
$ —	$ —	TOTAL	$ —	$ —	$ 20,000	$ 227,830	$ 72,170	$ —
		B. PROJECT FINANCING						
		DRA Distribution	$ —	$ —	$ 20,000	$ 227,830	$ —	$ —
$ —	$ —	TOTAL	$ —	$ —	$ 20,000	$ 227,830	$ 72,170	$ —
		C. IMPACT - OPERATIONS						
		Operating Cost (Savings)	$ —	$ —	$ —	$ —	$ 1,000	$ —
		Operating Revenue	$ —	$ —	$ —	$ —	$ 49,387	$ 49,387

PROJECT DESCRIPTION/JUSTIFICATION

This project provides a revised 18th fairway and green along with installation of a practice area/driving range. The golf industry will only continue to be more competitive in the future. The ability to attract new pass holders heavily relies on amenities. More importantly, the retention of current pass holders builds a foundation for consistent service and in-house marketing which both lead to growing revenue streams. The addition of a quality practice area and driving range will help both retain current pass holders and attract new golfers. It will also grow lesson revenue by having the ability to provide a wider range of offerings, off-season usage, increase partnership usage with the local schools, attract more tournaments, and increase ancillary sales through a standalone revenue source. Per the attached revenue projects for just the basic range operation and the minimal additional cost to operate, at 25% capacity during peak hours the facility could generate an additional $49,387 annually.

RELATIONSHIP TO OTHER PROJECTS

This project is not related to other capital projects.

OUTCOME

Financially Responsible, High Performance City Organization: Customer-focused City service delivery.

FUNDING RESTRICTIONS

This project is restricted to Sales Tax Fund (20%), Golf Fees, and DRA funding.

DEPARTMENT:	STATE PROGRAM:	PROJECT TITLE:	YEAR FIRST SUBMITTED:	TOTAL PROJECT COST
34 - Leisure Services / Recreation Division	4C - Culture & Recreation	Bunker Hill Administrative Welcome Reception 1st Floor Remodel	FY 2016 ACTIVITY NO: 102-2832	$ 15,000

2019 EXPENSE	2020 BUDGET	PROJECT BUDGET	2021	2022	2023	2024	2025	2026
		A. EXPENDITURE ITEMS						
		Construction	$ 15,000	$ —	$ —	$ —	$ —	$ —
$ —	$ —	TOTAL	$ 15,000	$ —	$ —	$ —	$ —	$ —
		B. PROJECT FINANCING						
		DRA Distribution	$ 15,000	$ —	$ —	$ —	$ —	$ —
$ —	$ —	TOTAL	$ 15,000	$ —	$ —	$ —	$ —	$ —

PROJECT DESCRIPTION/JUSTIFICATION

This project provides for remodeling and refurnishing of the reception/welcome areas currently located at the Bunker Hill Golf Course. The current reception set-up for the front office staff is noisy and outdated which provides for a less then optimal customer service delivery. There is little room for families to register or ask for information and take pool pass photos, nor is the counter space provided ADA accessible. In addition, the current placement of the heating/cooling systems as well as the energy efficiency of the office lighting is highly inefficient. Remodeling the reception space will allow for modification to these in-efficiencies through better circulation, lighting, and energy control systems (motion lighting, individualized energy controls, etc.) provding a much more inclusive and inviting space for the public to interact with our department.

RELATIONSHIP TO OTHER PROJECTS

This project is not related to other capital projects.

OUTCOME

Financially Responsible, High Performance City Organization: Service value for taxes and fees.

FUNDING RESTRICTIONS

This project is restricted to Sales Tax Fund (20%), Golf Fees, and DRA funding.

DEPARTMENT:	STATE PROGRAM:	PROJECT TITLE:	YEAR FIRST SUBMITTED:	TOTAL PROJECT COST
34 - Leisure Services / Recreation Division	4C - Culture & Recreation	Multicultural Family Center Sidewalk Replacement and Concrete Improvements	FY 2020 ACTIVITY NO: 260-2833	$ 25,000

2019 EXPENSE	2020 BUDGET	PROJECT BUDGET	2021	2022	2023	2024	2025	2026
		A. EXPENDITURE ITEMS						
		Engineering & Construction	$ 25,000	$ —	$ —	$ —	$ —	$ —
$ —	$ —	TOTAL	$ 25,000	$ —	$ —	$ —	$ —	$ —
		B. PROJECT FINANCING						
		CDBG	$ 25,000	$ —	$ —	$ —	$ —	$ —
$ —	$ —	TOTAL	$ 25,000	$ —	$ —	$ —	$ —	$ —
		C. IMPACT - OPERATIONS						
		Operating Cost (Savings)	$ —	$ —	$ 500	$ —	$ —	$ —
		Operating Revenue	$ —	$ —	$ —	$ —	$ —	$ —

PROJECT DESCRIPTION/JUSTIFICATION
This project provides for replacing the sidewalk along Central Avenue the entire length of the Multicultural Family Center Ruby Sutton building and the new expansion. The renovation of the expansion is funded and in progress. The current sidewalk is uneven and in need of replacement.

RELATIONSHIP TO OTHER PROJECTS
This project is not related to other capital projects.

OUTCOME
Robust Local Economy: Have the infrastructure and amenities to support economic development and growth: industrial/business parks, streets and utilities, air service and housing, bandwidth redundancy.

FUNDING RESTRICTIONS
This project is restricted to Sales Tax Fund (20%), DRA funding, Downtown TIF, and CDBG.

DEPARTMENT:	STATE PROGRAM:	PROJECT TITLE:	YEAR FIRST SUBMITTED: FY21	TOTAL PROJECT COST
34 - Leisure Services / Recreation Division	4C - Culture & Recreation	POD - Signage Replacement	ACTIVITY NO:	$ 10,000

2019 EXPENSE	2020 BUDGET	PROJECT BUDGET	2021	2022	2023	2024	2025	2026
		A. EXPENDITURE ITEMS						
		Construction	$ —	$ —	$ —	$ 10,000	$ —	$ —
$ —	$ —	TOTAL	$ —	$ —	$ —	$ 10,000	$ —	$ —
		B. PROJECT FINANCING						
		DRA Distribution	$ —	$ —	$ —	$ 10,000	$ —	$ —
$ —	$ —	TOTAL	$ —	$ —	$ —	$ 10,000	$ —	$ —

PROJECT DESCRIPTION/JUSTIFICATION

The original window signage located on the Port of Dubuque Convenient Store was installed in 2013. Due to weather and sun exposure, this window signage has a life span of 3 to 5 years. In 2019 the signage was clearly passed its' life span and was replaced using available operating funds. This capital improvement plan shortens the period of replacement to 4 years which is within the life span of the material while keeping up with the polished representation of the facility and the Port of Dubuque as a whole.

RELATIONSHIP TO OTHER PROJECTS

This project is not related to other capital projects.

OUTCOME

Financially Responsible, High Performance City Organization: Customer-focused City service delivery.

FUNDING RESTRICTIONS

This project may only be funded by Sales Tax Fund (20%) or DRA Distribution

DEPARTMENT:	STATE PROGRAM:	PROJECT TITLE:	YEAR FIRST SUBMITTED:	TOTAL PROJECT COST
34 - Leisure Services / Recreation Division	4C - Culture & Recreation	Port of Dubuque Marina - Dock Maintenance	FY 2020 ACTIVITY NO:	$ 40,000

2019 EXPENSE	2020 BUDGET	PROJECT BUDGET	2021	2022	2023	2024	2025	2026
		A. EXPENDITURE ITEMS						
		Construction	$ —	$ 10,000	$ 10,000	$ 10,000	$ 10,000	$ 10,000
$ —	$ —	TOTAL	$ —	$ 10,000	$ 10,000	$ 10,000	$ 10,000	$ 10,000
		B. PROJECT FINANCING						
		Sales Tax Fund (20%)	$ —	$ 10,000	$ 10,000	$ 9,000	$ 10,000	$ 10,000
$ —	$ —	TOTAL	$ —	$ 10,000	$ 10,000	$ 10,000	$ 10,000	$ 10,000

PROJECT DESCRIPTION/JUSTIFICATION

This project provides for the annual maintenance for the Port of Dubuque Marina. FY'21 will be the 8th operating season for the marina and 9th year of the dock project being completed. During the 2018 boating season, there have been several equipment maintenance needs above and beyond any of the previous years. These include but were not limited to unexpected/budgeted repairs to the fuel pumps, fuel dispensers, dock pedestals, water lines, pump out mechanism, electrical, etc. In order to maintain what has become widely known as a first class facility, a capital funded replacement/repair plan needs to be put in place in an effort to minimize the impact that these failures could have to the quality of services offered at the marina.

RELATIONSHIP TO OTHER PROJECTS

This project is not related to other capital projects.

OUTCOME

Financially Responsible, High Performance City Organization. Effective Service Delivery; Diverse Arts, Culture, Parks, and Recreation Experiences and Activities.

FUNDING RESTRICTIONS

This project may only be funded by Sales Tax Fund (20%) or DRA Distribution/Gaming.

DEPARTMENT:		STATE PROGRAM:	PROJECT TITLE:			YEAR FIRST SUBMITTED: FY 2021		TOTAL PROJECT COST
34 - Leisure Services / Recreation Division		4C - Culture & Recreation	LS Facility/Deferred Maintenance Assessment			ACTIVITY NO:		$ 90,000
2019 EXPENSE	**2020 BUDGET**	**PROJECT BUDGET**	**2021**	**2022**	**2023**	**2024**	**2025**	**2026**
		A. EXPENDITURE ITEMS						
		Consulting	$ —	$ 90,000	$ —	$ —	$ —	$ —
$ —	$ —	TOTAL	$ —	$ 90,000	$ —	$ —	$ —	$ —
		B. PROJECT FINANCING						
		DRA Gaming	$ —	$ 90,000	$ —	$ —	$ —	$ —
$ —	$ —	TOTAL	$ —	$ 90,000	$ —	$ —	$ —	$ —

PROJECT DESCRIPTION/JUSTIFICATION

This project would provide funding for a consulting agency to conduct a study of all leisure services facilities and parks, as well as a develop a maintenance plan for the best use of City funding to insure that the services provided of of the highest quality possible as well as sustainable for the future growth of Dubuque. Currently, the Leisure Services Department maintains 53 parks (48 of which are developed), 25 shelters, 46 miles of trails, 43 playgrounds, 3 skate parks and 13 building structures. The majority of these places and spaces have structures which are well over 25 years old and are still not ADA accessible. Over the years, the Parks and Recreation Divisions have submitted over 80 deferred maintenance CIP's totaling over $4 million dollars. Many of these CIP's have been moved either to future year disbursements or are removed from the 5-year plan. As these deferred maintenance funds continue to be moved, these aging structures continue to deteriorate. Staff does use what operating funds are available each year to provide quick fixes to these spaces in an effort to keep them safe, more efficient, and usable. However, an assessment of the spaces will provide a clear plan and steps to improve these areas through a funding structure that can help the department continue to provide well-maintained, quality facilities and services as well as meet expectations for all residents of Dubuque.

RELATIONSHIP TO OTHER PROJECTS

This project is not related to other capital projects.

OUTCOME

Diverse Arts, Culture, Parks and Recreation: Have family-oriented programs and activities.

FUNDING RESTRICTIONS

This project is restricted to Sales Tax Fund (20%), and DRA funding.This project is restricted to Sales Tax 20% funds and DRA funds.

DEPARTMENT:	STATE PROGRAM:	PROJECT TITLE:	YEAR FIRST SUBMITTED:	TOTAL PROJECT COST
34 - Leisure Services / Recreation Division	4C - Culture & Recreation	New Operating System (Registration, Reservation, POS)	FY 2019 ACTIVITY NO: 102-2834	$ 90,000

2019 EXPENSE	2020 BUDGET	PROJECT BUDGET	2021	2022	2023	2024	2025	2026
		A. EXPENDITURE ITEMS						
		Operating System	$ 90,000	$ —	$ —	$ —	$ —	$ —
$ —	$ —	TOTAL	$ 90,000	$ —	$ —	$ —	$ —	$ —
		B. PROJECT FINANCING						
		DRA Gaming	$ 90,000	$ —	$ —	$ —	$ —	$ —
$ —	$ —	TOTAL	$ 90,000	$ —	$ —	$ —	$ —	$ —
		C. IMPACT - OPERATIONS						
		Operating Cost (Savings)	$ —	$ —	$ —	$ —	$ —	$ —
		Operating Revenue	$ 4,000	$ 4,000	$ 4,000	$ 4,000	$ —	$ —

PROJECT DESCRIPTION/JUSTIFICATION

This project provides funding to implement a new and more equitable operating system or update the current system for the Leisure Services Department to conduct program registrations, pavilions rentals, campground and marina rentals, POS, and other service/data related operations. Currently the online ActiveNet system is functional yet it lacks in the ability to extract data, is not user friendly to both the customer and staff, and charges high user fees for online users. The Marina, Campground, Golf Course and Pools currently use other systems that work better with their operations. Staff has experienced several other recreational based operating systems and is confident that a new system could be implemented that can address all of the inefficiencies of the current system as well as become a one stop shop for the Park and Recreation services. This should be coordinated with Transportation Services implementation of a cross-department CityCard which can be used for all city services.

RELATIONSHIP TO OTHER PROJECTS

This project is not related to other capital projects.

OUTCOME

Financially Responsible, High Performance City Organization: Customer-focused City service delivery.

FUNDING RESTRICTIONS

This project is restricted to Sales Tax Fund (20%), and DRA funding.

DEPARTMENT: 34 - Leisure Services / Recreation Division		STATE PROGRAM: 4C - Culture & Recreation	PROJECT TITLE: Quality of Life Needs Assessment			YEAR FIRST SUBMITTED: FY 2015 ACTIVITY NO:		TOTAL PROJECT COST $ 40,000
2019 EXPENSE	**2020 BUDGET**	**PROJECT BUDGET**	**2021**	**2022**	**2023**	**2024**	**2025**	**2026**
		A. EXPENDITURE ITEMS						
		Consultant Services	$ —	$ 40,000	$ —	$ —	$ —	$ —
$ —	$ —	TOTAL	$ —	$ 40,000	$ —	$ —	$ —	$ —
		B. PROJECT FINANCING						
		DRA Distribution	$ —	$ 40,000	$ —	$ —	$ —	$ —
$ —	$ —	TOTAL	$ —	$ 40,000	$ —	$ —	$ —	$ —

PROJECT DESCRIPTION/JUSTIFICATION

This project provides for a parks and recreation department needs assessment. As part of the new Comprehensive Plan and its community engagement, it is clear that the Parks and Recreation Department plays a vital role in community health, play, growth and interaction. This assessment would cover an in-depth analysis of all services from parks, marketing, customer, trails, pools, golf, programs and facilities. The information gathered would then be used to determine facility, program, and staffing needs based on population, industry standards/trends, and the expectation of community growth. The findings from this assessment will help plan the future of the department based on the needs and expectations of the community.

RELATIONSHIP TO OTHER PROJECTS

This project is not related to other capital projects.

OUTCOME

Diverse Arts, Culture, Parks and Recreation: Have family-oriented programs and activities.

FUNDING RESTRICTIONS

This project is restricted to Sales Tax Fund (20%), and DRA funding.

DEPARTMENT:	STATE PROGRAM:	PROJECT TITLE:	YEAR FIRST SUBMITTED:	TOTAL PROJECT COST
33 - Leisure Services / Conference Center	6C - General Government	Paint Exterior Metal	FY 2014 ACTIVITY NO: 350-2784 102-	$ 50,000

2019 EXPENSE	2020 BUDGET	PROJECT BUDGET	2021	2022	2023	2024	2025	2026
		A. EXPENDITURE ITEMS						
		Contract Services	$ —	$ —	$ —	$ —	$ 50,000	$ —
$ —	$ —	TOTAL	$ —	$ —	$ —	$ —	$ 50,000	$ —
		B. PROJECT FINANCING						
		Sales Tax Fund (20%)	$ —	$ —	$ —	$ —	$ 50,000	$ —
$ —	$ —	TOTAL	$ —	$ —	$ —	$ —	$ 50,000	$ —

PROJECT DESCRIPTION/JUSTIFICATION
This project provides for painting exterior metal of the Center. In 2009 the front metal and most of the metal around the River Room were painted. In FY 2019 River Room and under eaves was painted.

RELATIONSHIP TO OTHER PROJECTS
This project is not related to other capital projects.

OUTCOME
Livable Neighborhoods and Housing: Increase the visual appeal and beauty of the city with attractive gateways, corridors, neighborhoods, homes and businesses.

FUNDING RESTRICTIONS
This project is restricted to Sales Tax Fund (20%), Greater Downtown TIF, and DRA funding.

DEPARTMENT:	STATE PROGRAM:	PROJECT TITLE:	YEAR FIRST SUBMITTED:	TOTAL PROJECT COST
33 - Leisure Services / Conference Center	6C - General Government	Replace Carpet	FY 2014	
			ACTIVITY NO: 102-2113	
			360-2113 350-2113	$ 341,480

2019 EXPENSE	2020 BUDGET	PROJECT BUDGET	2021	2022	2023	2024	2025	2026
		A. EXPENDITURE ITEMS						
	$ 8,480	Design & Engineering	$ —	$ —	$ 10,000	$ 10,000	$ 2,000	$ —
	$ 83,000	Construction	$ —	$ —	$ 90,000	$ 110,000	$ 28,000	$ —
$ —	$ 91,480	TOTAL	$ —	$ —	$ 100,000	$ 120,000	$ 30,000	$ —
		B. PROJECT FINANCING						
		GDTIF G.O. Debt	$ —	$ —	$ —	$ 120,000	$ —	$ —
		Greater Downtown TIF	$ —	$ —	$ 100,000	$ —	$ 30,000	$ —
	$ 91,480	DRA Distribution	$ —	$ —	$ —	$ —	$ —	$ —
$ —	$ 91,480	TOTAL	$ —	$ —	$ 100,000	$ 120,000	$ 30,000	$ —

PROJECT DESCRIPTION/JUSTIFICATION

This project provides for replacing the carpet in various rooms and areas throughout the Grand River Center. Higher use areas of the convention center are on an eight-year replacement cycle. The carpeting establishes a new, fresh look to the room. FY23 will replace the ballroom carpet ($100,000). FY 24 will replace the pre-function, spine, stairs and elevator ($85,000) and River room, ramp and pre-function to River Room ($25,000). FY 25 will replace the green room (never replaced), sky bridge and river room stairs, escalator, elevator, and west entry walk off carpets ($30,000).

RELATIONSHIP TO OTHER PROJECTS

This project is related to the GRC Replace Fabric Wall Covering (CIP 102-2112). This project is also related to Paint Interior Room and Areas (350-2391). The carpet and painting relates to the wall coverings in that all colors, fabrics and patterns are selected to redecorate the room at the time of the project.

OUTCOME

Financially Responsible, High Performance City Organization: Service value for taxes and fees.

FUNDING RESTRICTIONS

This project is restricted to Sales Tax Fund (20%), Greater Downtown TIF, and DRA funding.

DEPARTMENT:	STATE PROGRAM:	PROJECT TITLE:	YEAR FIRST SUBMITTED:	TOTAL PROJECT COST
33 - Leisure Services / Conference Center	6C - General Government	Paint Interior Rooms and Areas	FY 2014 ACTIVITY NO: 350-2391	$ 96,000

2019 EXPENSE	2020 BUDGET	PROJECT BUDGET	2021	2022	2023	2024	2025	2026
		A. EXPENDITURE ITEMS						
	$ 40,000	Construction	$ —	$ —	$ —	$ 38,000	$ 18,000	$ —
$ —	$ 40,000	TOTAL	$ —	$ —	$ —	$ 38,000	$ 18,000	$ —
		B. PROJECT FINANCING						
	$ 40,000	Sales Tax Fund (20%)	$ —	$ —	$ —	$ 38,000	$ 18,000	$ —
$ —	$ 40,000	TOTAL	$ —	$ —	$ —	$ 38,000	$ 18,000	$ —

PROJECT DESCRIPTION/JUSTIFICATION

This project provides for painting interior rooms and areas of the Grand River Center. FY 2024 funding would provide for the painting of the ballroom ($8000) and spine and pre-function space prior to carpeting ($30,000). The FY25 project includes the back of house, stairwells and other smaller rooms which are original paint.

RELATIONSHIP TO OTHER PROJECTS

This project is related to the GRC Replace Fabric Wall Covering (CIP 102-2112). This project is also related to Replace Carpet (CIP 102-2113, 360-2113, 350-2113). The carpet and painting relates to the wall coverings in that all colors, fabrics and patterns are selected to redecorate the room at the time of the project.

OUTCOME

Financially Responsible, High Performance City Organization: Service value for taxes and fees.

FUNDING RESTRICTIONS

This project is restricted to Sales Tax Fund (20%), Greater Downtown TIF, and DRA funding.

DEPARTMENT:	STATE PROGRAM:	PROJECT TITLE:	YEAR FIRST SUBMITTED:	TOTAL PROJECT COST
33 - Leisure Services / Conference Center	6C - General Government	Table, Chair, Podium Replacement	FY 2015 ACTIVITY NO: 350-1990	$ 373,388

2019 EXPENSE	2020 BUDGET	PROJECT BUDGET	2021	2022	2023	2024	2025	2026
		A. EXPENDITURE ITEMS						
$ 21,821	$ 26,567	Equipment	$ —	$ —	$ 300,000	$ —	$ 25,000	$ —
$ 21,821	$ 26,567	TOTAL	$ —	$ —	$ 300,000	$ —	$ 25,000	$ —
		B. PROJECT FINANCING						
$ 21,821	$ 26,567	Sales Tax Fund (20%)	$ —	$ —	$ —	$ —	$ —	$ —
		DRA Distribution	$ —	$ —	$ 300,000	$ —	$ 25,000	$ —
$ 21,821	$ 26,567	TOTAL	$ —	$ —	$ 300,000	$ —	$ 25,000	$ —

PROJECT DESCRIPTION/JUSTIFICATION

This project provides for chair and table replacement. There were 3,000 chairs purchased when the building opened in 2003. In FY 23 the chairs will be 20 years old. All have been recovered/refurbished numerous times. These chairs are heavily used and need to be comfortable and in good appearance for guest comfort and enjoyment of events/seminars. Frames are showing the wear and rusting. The chairs cost is $100 per chair. Replacement of banquet or meeting room tables is $200 to $400 each (FY 25). There are 600 tables in the inventory.

RELATIONSHIP TO OTHER PROJECTS

This project is not related to other capital projects.

OUTCOME

Financially Responsible, High Performance City Organization: Customer-focused City service delivery.

FUNDING RESTRICTIONS

This project is restricted to Sales Tax Fund (20%), Greater Downtown TIF, and DRA funding.

DEPARTMENT:	STATE PROGRAM:	PROJECT TITLE:	YEAR FIRST SUBMITTED:	TOTAL PROJECT COST
33 - Leisure Services / Conference Center	6C - Culture & Recreation	Landscape Renovations	FY 2019 ACTIVITY NO: 102-2591	$ 48,500

2019 EXPENSE	2020 BUDGET	PROJECT BUDGET	2021	2022	2023	2024	2025	2026
		A. EXPENDITURE ITEMS						
	$ 500	Design & Engineering	$ —	$ —	$ —	$ —	$ 3,500	$ —
	$ 14,500	Construction	$ —	$ —	$ —	$ —	$ 30,000	$ —
$ —	$ 15,000	TOTAL	$ —	$ —	$ —	$ —	$ 33,500	$ —
		B. PROJECT FINANCING						
	$ 15,000	DRA Distribution	$ —	$ —	$ —	$ —	$ 33,500	$ —
$ —	$ 15,000	TOTAL	$ —	$ —	$ —	$ —	$ 33,500	$ —

PROJECT DESCRIPTION/JUSTIFICATION

This project provides for various landscape renovations. The landscape around the Grand River Center has matured and various areas are in need of renovations. The crab apple trees will need replaced. The islands in the parking lots, along the riverwalk as well as common space areas all have plant materials that need to be replaced. There is an area near the employee entrance that washes out due to the roof drain. This area would be renovated. The funds will be used for landscape materials and installation.

RELATIONSHIP TO OTHER PROJECTS

This project is not related to other capital projects.

OUTCOME

Livable Neighborhoods and Housing: Increase the visual appeal and beauty of the city with attractive gateways, corridors, neighborhoods, homes and businesses.

FUNDING RESTRICTIONS

This project is restricted to Sales Tax Fund (20%), Greater Downtown TIF, and DRA funding.

DEPARTMENT: 33 - Leisure Services / Conference Center	STATE PROGRAM: 6C - General Government	PROJECT TITLE: Energy Efficiency Improvements	YEAR FIRST SUBMITTED: FY 2015 ACTIVITY NO: 350-2590	TOTAL PROJECT COST $ 81,770

2019 EXPENSE	2020 BUDGET	PROJECT BUDGET	2021	2022	2023	2024	2025	2026
		A. EXPENDITURE ITEMS						
$ 6,450		Design & Engineering	$ 2,000	$ —	$ —	$ —	$ —	$ —
$ 2,320		Construction	$ 50,000	$ 21,000	$ —	$ —	$ —	$ —
$ 8,770	$ —	TOTAL	$ 52,000	$ 21,000	$ —	$ —	$ —	$ —
		B. PROJECT FINANCING						
$ 8,770		DRA Distribution	$ 52,000	$ 21,000	$ —	$ —	$ —	$ —
$ 8,770	$ —	TOTAL	$ 52,000	$ 21,000	$ —	$ —	$ —	$ —
		C. IMPACT - OPERATIONS						
		Operating Cost (Savings)	$ —	$ 1,500	$ 1,600	$ —	$ —	$ —
		Operating Revenue	$ —	$ —	$ —	$ —	$ —	$ —

PROJECT DESCRIPTION/JUSTIFICATION

This project provides for energy saving improvements recommended by Alliant Energy Audit in 2012 and a Retro-Commissioning study completed in 2017. The City pays one half of the utilities. The project is replacement of garage lighting with LED, modulate hot water pump speed, and prefunction lighting with daylight sensors.

RELATIONSHIP TO OTHER PROJECTS

This project is not related to other capital projects.

OUTCOME

Sustainable Environment: Become a resilient city using sustainable and affordable technology for water, energy, transportation, health and wellness, discard, community engagement – a model community for the world.

FUNDING RESTRICTIONS

This project is restricted to Sales Tax Fund (20%), Greater Downtown TIF, and DRA funding.

DEPARTMENT:		STATE PROGRAM:	PROJECT TITLE:			YEAR FIRST SUBMITTED: FY 2016		TOTAL PROJECT COST
33 - Leisure Services / Conference Center		6C - General Government	Market Study and Facility Assessment			ACTIVITY NO: 360-		$ 65,000
2019 EXPENSE	**2020 BUDGET**	**PROJECT BUDGET**	**2021**	**2022**	**2023**	**2024**	**2025**	**2026**
		A. EXPENDITURE ITEMS						
		Design & Engineering	$ —	$ 65,000	$ —	$ —	$ —	$ —
$ —	$ —	TOTAL	$ —	$ 65,000	$ —	$ —	$ —	$ —
		B. PROJECT FINANCING						
		Greater Downtown TIF	$ —	$ 65,000	$ —	$ —	$ —	$ —
$ —	$ —	TOTAL	$ —	$ 65,000	$ —	$ —	$ —	$ —

PROJECT DESCRIPTION/JUSTIFICATION

This project provides a facility assessment and market study in preparation of the Center's first 20 years in FY22. The Grand River Center opened in 2003. In 2023, the facility will be 20 years old. Twenty years is the replacement cycle for many major mechanical systems within a building. The assessment will review and make recommendations about system upgrades and replacements necessary. The assessment would outline costs related to those replacements and consider improvements such as restroom and back-of-house renovations necessary for service and operation of the facility. The facility assessment would consider the Grand River Center's infrastructure in addition to the market study which would consider competing facilities and market opportunities. This information would be used in the consideration of the 20 year service cycle as well as if renovations to the meeting/event areas are necessary. These would be renovations beyond the decor upgrades that have been ongoing and pertain to physical layouts and patterns. Additionally, the study would consider trends of the hospitality industry that can affect the center market share.

RELATIONSHIP TO OTHER PROJECTS

This project is not related to other capital projects.

OUTCOME

Financially Responsible, High Performance City Organization: Service value for taxes and fees.

FUNDING RESTRICTIONS

This project is restricted to Sales Tax Fund (20%), Greater Downtown TIF, and DRA funding.

DEPARTMENT:	STATE PROGRAM:	PROJECT TITLE:	YEAR FIRST SUBMITTED:	TOTAL PROJECT COST
33 - Leisure Services / Conference Center	6C - General Government	Concrete Restoration, Raising & Caulk	FY 2017 ACTIVITY NO: 350-2710	$ 225,000

2019 EXPENSE	2020 BUDGET	PROJECT BUDGET	2021	2022	2023	2024	2025	2026
		A. EXPENDITURE ITEMS						
		Professional Services	$ —	$ —	$ 50,000	$ —	$ 175,000	$ —
$ —	$ —	TOTAL	$ —	$ —	$ 50,000	$ —	$ 175,000	$ —
		B. PROJECT FINANCING						
		Sales Tax Fund (20%)	$ —	$ —	$ 50,000	$ —	$ 175,000	$ —
$ —	$ —	TOTAL	$ —	$ —	$ 50,000	$ —	$ 175,000	$ —

PROJECT DESCRIPTION/JUSTIFICATION

This project provides funding to fix cracked portions, level the patio and reset the bricks that have settled in the river plaza area on the west side of the building and level sidewalks and steps that have settled. Funding in FY 25 provides for fixing all cracks and grinding concrete in the exhibit hall, then applying a reflector enhancer epoxy ($25,000). The concrete section is located at the entrance of the loading dock and next to the concession stand and endures a lot of abuse with the staging area and entrance of machinery, boats, and cars into the Exhibit Hall. $150,000 will be used for caulk, leveling and concrete repairs. There is a need to caulk numerous seams between all concrete panels of the patio and the River Room. The caulk is pulling away from the seams. Specialty concrete at the doorways to the patio will be leveled and sidewalk sections around and to the Grand River Center will be replaced as needed. This is to eliminate trip hazards.

RELATIONSHIP TO OTHER PROJECTS

This project is not related to other capital projects.

OUTCOME

Financially Responsible, High Performance City Organization: Service value for taxes and fees.

FUNDING RESTRICTIONS

This project is restricted to Sales Tax Fund (20%), Greater Downtown TIF, and DRA funding.

DEPARTMENT:	STATE PROGRAM:	PROJECT TITLE:	YEAR FIRST SUBMITTED:	TOTAL PROJECT COST
33 - Leisure Services / Conference Center	6C - General Government	Repaint Exhibit Hall Airwalls	FY 2018	
			ACTIVITY NO: 350-102-	$ 40,000

2019 EXPENSE	2020 BUDGET	PROJECT BUDGET	2020	2021	2022	2023	2024	2025
		A. EXPENDITURE ITEMS						
		Construction	$ —	$ —	$ —	$ 40,000	$ —	$ —
$ —	$ —	TOTAL	$ —	$ —	$ —	$ 40,000	$ —	$ —
		B. PROJECT FINANCING						
		Sales Tax Fund (20%)	$ —	$ —	$ —	$ 5,840	$ —	$ —
		DRA Distribution	$ —	$ —	$ —	$ 34,160	$ —	$ —
$ —	$ —	TOTAL	$ —	$ —	$ —	$ 40,000	$ —	$ —

PROJECT DESCRIPTION/JUSTIFICATION
This project provides for repainting the airwalls in the Exhibit Hall. The airwalls were installed in 2003 and the paint is original. In FY 24 the paint will be 21 years old and in need of a refresh from scratches and staining.

RELATIONSHIP TO OTHER PROJECTS
This project is not related to other capital projects.

OUTCOME
Livable Neighborhoods and Housing: Increase the visual appeal and beauty of the city with attractive gateways, corridors, neighborhoods, homes and businesses.

FUNDING RESTRICTIONS
This project is restricted to Sales Tax Fund (20%), Greater Downtown TIF, and DRA funding.

DEPARTMENT:	STATE PROGRAM:	PROJECT TITLE:	YEAR FIRST SUBMITTED:	TOTAL PROJECT COST
33 - Leisure Services / Conference Center	6C - General Government	Replace Fabric Wall Covering	FY 2016	
			ACTIVITY NO: 102-2112	
			350-2112	$ 190,000

2019 EXPENSE	2020 BUDGET	PROJECT BUDGET	2021	2022	2023	2024	2025	2026
		A. EXPENDITURE ITEMS						
		Construction	$ —	$ —	$ 35,000	$ 120,000	$ 35,000	$ —
$ —	$ —	TOTAL	$ —	$ —	$ 35,000	$ 120,000	$ 35,000	$ —
		B. PROJECT FINANCING						
		DRA Distribution	$ —	$ —	$ 35,000	$ 120,000	$ 35,000	$ —
$ —	$ —	TOTAL	$ —	$ —	$ 35,000	$ 120,000	$ 35,000	$ —

PROJECT DESCRIPTION/JUSTIFICATION

This project provides for replacing the vinyl-like wall covering. The wall covering in the ballroom was replaced in 2010. The meeting room was replaced in 2013. The air-walls were re-upholstered in 2016. In Fiscal Year 2023 the wall covering will be in need of replacement due to wear and staining from heavy use of the meeting room. This is replacement schedule will coincide with the re-carpeting and painting of the meeting rooms. In Fiscal Year 2023 the ballroom will be in need of fabric wall re-covering due to wear and staining from heavy use of the room ($35,000). This replacement schedule will coincide with the re-carpeting and repainting of the ballroom. Additionally the air-walls will be in need of re-upholstery in FY 24 ($100,000) and would coincide with the re-carpeting and repainting of the room. FY 25 would be replacement in the meeting rooms. This replacement schedule is based on past performance of wall coverings.

RELATIONSHIP TO OTHER PROJECTS

This project is related to the GRC Replace Carpet CIP that is for the re-carpeting of the meeting rooms (CIP 102-2113, 360-2113, 350-2113). This project is also related to Paint Interior Room and Areas (350-2391). The carpet and painting relates to the wall coverings in that all colors, fabrics and patterns are selected to redecorate the room at the time of the project.

OUTCOME

Financially Responsible, High Performance City Organization: Service value for taxes and fees.

FUNDING RESTRICTIONS

This project is restricted to Sales Tax Fund (20%), Greater Downtown TIF, and DRA funding.

DEPARTMENT: 33 - Leisure Services / Conference Center		STATE PROGRAM: 6C - General Government	PROJECT TITLE: Roof Restoration			YEAR FIRST SUBMITTED: FY 2021 ACTIVITY NO:		TOTAL PROJECT COST $ 350,000
2019 EXPENSE	**2020 BUDGET**	**PROJECT BUDGET**	**2021**	**2022**	**2023**	**2024**	**2025**	**2026**
		A. EXPENDITURE ITEMS						
		Construction	$ —	$ —	$ —	$ —	$ 350,000	$ 350,000
$ —	$ —	TOTAL	$ —	$ —	$ —	$ —	$ 350,000	$ 350,000
		B. PROJECT FINANCING						
		Greater Downtown TIF	$ —	$ —	$ —	$ —	$ 350,000	$ 350,000
$ —	$ —	TOTAL	$ —	$ —	$ —	$ —	$ 350,000	$ 350,000

PROJECT DESCRIPTION/JUSTIFICATION
This project provides for restoration of the roof. The roof was installed in 2002. Restoration is critical prior to problems in a building that would have very expensive damage caused if it began leaking.

RELATIONSHIP TO OTHER PROJECTS
This project is not related to other capital projects.

OUTCOME
Financially Responsible, High Performance City Organization: Service value for taxes and fees.

FUNDING RESTRICTIONS
This project is restricted to Sales Tax Fund (20%), Greater Downtown TIF, and DRA funding.

DEPARTMENT:	STATE PROGRAM:	PROJECT TITLE:	YEAR FIRST SUBMITTED:	TOTAL PROJECT COST
33 - Leisure Services / Conference Center	6C - General Government	Wood Bench Replacement	FY 2021 ACTIVITY NO:	$ 25,000

2019 EXPENSE	2020 BUDGET	PROJECT BUDGET	2021	2022	2023	2024	2025	2026
		A. EXPENDITURE ITEMS						
		Construction	$ —	$ —	$ —	$ —	$ 25,000	$ —
$ —	$ —	TOTAL	$ —	$ —	$ —	$ —	$ 25,000	$ —
		B. PROJECT FINANCING						
		Sales Tax Fund (20%)	$ —	$ —	$ —	$ —	$ 25,000	$ —
$ —	$ —	TOTAL	$ —	$ —	$ —	$ —	$ 25,000	$ —

PROJECT DESCRIPTION/JUSTIFICATION
This project provides for replacement of the wooden bench seats located over the radiators in the prefunction area as well as meeting room 4. The bench seats have been rehabilitated twice and are not able to be done again. The heat from the hidden radiators shortens the life.

RELATIONSHIP TO OTHER PROJECTS
This project is not related to other capital projects.

OUTCOME
Financially Responsible, High Performance City Organization: Customer-focused City service delivery.

FUNDING RESTRICTIONS
This project is restricted to Sales Tax Fund (20%), Greater Downtown TIF, and DRA funding.

DEPARTMENT:	STATE PROGRAM:	PROJECT TITLE:	YEAR FIRST SUBMITTED:	TOTAL PROJECT COST
33 - Leisure Services / Conference Center	6C - General Government	Management and Operations Assessment	FY 2019 ACTIVITY NO: 102	$ 32,000

2019 EXPENSE	2020 BUDGET	PROJECT BUDGET	2021	2022	2023	2024	2025	2026
		A. EXPENDITURE ITEMS						
		Consultant	$ —	$ —	$ —	$ —	$ 32,000	$ —
$ —	$ —	TOTAL	$ —	$ —	$ —	$ —	$ 32,000	$ —
		B. PROJECT FINANCING						
		DRA Distribution	$ —	$ —	$ —	$ —	$ 32,000	$ —
$ —	$ —	TOTAL	$ —	$ —	$ —	$ —	$ 32,000	$ —

PROJECT DESCRIPTION/JUSTIFICATION
This project provides for a consultant to review the management agreement, as well as management and operations of the Grand River Center. The term of the current management agreement is approaching. It is important to make sure that the agreements and operations provide the best possible value to the guests as well as the taxpayer. A third party review will assist in future decision making.

RELATIONSHIP TO OTHER PROJECTS
This project is not related to other capital projects.

OUTCOME
Financially Responsible, High Performance City Organization: Customer-focused City service delivery.

FUNDING RESTRICTIONS
This project is restricted to Sales Tax Fund (20%), Greater Downtown TIF, and DRA funding.

DEPARTMENT:	STATE PROGRAM:	PROJECT TITLE:	YEAR FIRST SUBMITTED:	TOTAL PROJECT COST
33 - Leisure Services / Conference Center	6C - General Government	Furniture Upholstery	FY 2017 ACTIVITY NO: 350	$ 30,000

2019 EXPENSE	2020 BUDGET	PROJECT BUDGET	2021	2022	2023	2024	2025	2026
		A. EXPENDITURE ITEMS						
		Other	$ —	$ —	$ —	$ —	$ 30,000	$ —
$ —	$ —	TOTAL	$ —	$ —	$ —	$ —	$ 30,000	$ —
		B. PROJECT FINANCING						
		DRA Distribution	$ —	$ —	$ —	$ —	$ 30,000	$ —
$ —	$ —	TOTAL	$ —	$ —	$ —	$ —	$ 30,000	$ —

PROJECT DESCRIPTION/JUSTIFICATION
This project provides for reupholstering common space furniture. There are benches, chairs and other seating that have been reupholstered once since the opening of the Grand River Center in 2003. By fiscal Year 2024, all common space furniture located in the pre-function, spine and sky walk will need to be reupholstered.

RELATIONSHIP TO OTHER PROJECTS
This project is not related to other capital projects.

OUTCOME
Financially Responsible, High Performance City Organization: Customer-focused City service delivery.

FUNDING RESTRICTIONS
This project is restricted to Sales Tax Fund (20%), Greater Downtown TIF, and DRA funding.

DEPARTMENT:	STATE PROGRAM:	PROJECT TITLE:	YEAR FIRST SUBMITTED:	TOTAL PROJECT COST
33 - Leisure Services / Conference Center	6C - General Government	Trash Compactor Rehab	FY 2014 ACTIVITY NO: 102-2588	$ 30,700

2019 EXPENSE	2020 BUDGET	PROJECT BUDGET	2021	2022	2023	2024	2025	2026
		A. EXPENDITURE ITEMS						
		Equipment	$ —	$ —	$ —	$ —	$ 30,700	$ —
$ —	$ —	TOTAL	$ —	$ —	$ —	$ —	$ 30,700	$ —
		B. PROJECT FINANCING						
		DRA Distribution	$ —	$ —	$ —	$ —	$ 30,700	$ —
$ —	$ —	TOTAL	$ —	$ —	$ —	$ —	$ 30,700	$ —

PROJECT DESCRIPTION/JUSTIFICATION
This project provides for rehabilitation of the trash compactor. The compactor is original (2003) and will be in need of rehabilitation/rebuild.

RELATIONSHIP TO OTHER PROJECTS
This project is not related to other capital projects.

OUTCOME
Financially Responsible, High Performance City Organization: Customer-focused City service delivery.

FUNDING RESTRICTIONS
This project is restricted to Sales Tax Fund (20%), Greater Downtown TIF, and DRA funding.

DEPARTMENT:	STATE PROGRAM:	PROJECT TITLE:	YEAR FIRST SUBMITTED:	TOTAL PROJECT COST
33 - Leisure Services / Conference Center	6C - General Government	Replace Clouds	FY 2018 ACTIVITY NO: 350	$ 83,800

2019 EXPENSE	2020 BUDGET	PROJECT BUDGET	2021	2022	2023	2024	2025	2026
		A. EXPENDITURE ITEMS						
		Equipment	$ —	$ —	$ —	$ —	$ 83,800	$ —
$ —	$ —	TOTAL	$ —	$ —	$ —	$ —	$ 83,800	$ —
		B. PROJECT FINANCING						
		Sales Tax Fund (20%)	$ —	$ —	$ —	$ —	$ 83,800	$ —
$ —	$ —	TOTAL	$ —	$ —	$ —	$ —	$ 83,800	$ —

PROJECT DESCRIPTION/JUSTIFICATION

This project provides for replacing the cloth "clouds" that hang over the pre-function area on the east side of the building and in the River Room. The clouds were last replaced in 2013. Their life is 9 years due to the UV breaking down the fabric. They are starting to discolor, cloth beginning to fail due to UV light and need to be updated. This replacement timing is based on past experience. The style may be changed.

RELATIONSHIP TO OTHER PROJECTS

This project is not related to other capital projects.

OUTCOME

Financially Responsible, High Performance City Organization: Service value for taxes and fees.

FUNDING RESTRICTIONS

This project is restricted to Sales Tax Fund (20%), Greater Downtown TIF, and DRA funding.

DEPARTMENT:	STATE PROGRAM:	PROJECT TITLE:	YEAR FIRST SUBMITTED:	TOTAL PROJECT COST
33 - Leisure Services / Conference Center	6C - General Government	Paint Bridge	FY 2014 ACTIVITY NO: 102-2589	$ 35,000

2019 EXPENSE	2020 BUDGET	PROJECT BUDGET	2021	2022	2023	2024	2025	2026
		A. EXPENDITURE ITEMS						
		Construction	$ —	$ —	$ —	$ —	$ 35,000	$ —
$ —	$ —	TOTAL	$ —	$ —	$ —	$ —	$ 35,000	$ —
		B. PROJECT FINANCING						
		DRA Distribution	$ —	$ —	$ —	$ —	$ 35,000	$ —
$ —	$ —	TOTAL	$ —	$ —	$ —	$ —	$ 35,000	$ —

PROJECT DESCRIPTION/JUSTIFICATION
This project provides for painting of the exterior of the bridge that connects the Grand Harbor to the Grand River Center. In 2009, other outdoor areas such as canopies and overhangs were painted however the bridge was not painted at that time. The bridge is in need of painting. Rusting is beginning in specific areas of the bridge. The bridge is an important visible feature to convention goers and tourists and is important to the overall look of the Port area.

RELATIONSHIP TO OTHER PROJECTS
This project is not related to other capital projects.

OUTCOME
Financially ResLivable Neighborhoods and Housing: Increase the visual appeal and beauty of the city with attractive gateways, corridors, neighborhoods, homes and businesses.

FUNDING RESTRICTIONS
This project is restricted to Sales Tax Fund (20%), Greater Downtown TIF, and DRA funding.

DEPARTMENT:	STATE PROGRAM:	PROJECT TITLE:	YEAR FIRST SUBMITTED:	TOTAL PROJECT COST
33 - Leisure Services / Conference Center	6C - General Government	Staging and Riser Replacement	FY 2018 ACTIVITY NO: 350	$ 25,000

2019 EXPENSE	2020 BUDGET	PROJECT BUDGET	2021	2022	2023	2024	2025	2026
		A. EXPENDITURE ITEMS						
		Equipment	$ —	$ —	$ —	$ —	$ 25,000	$ 77,000
$ —	$ —	TOTAL	$ —	$ —	$ —	$ —	$ 25,000	$ 77,000
		B. PROJECT FINANCING						
		DRA Distribution	$ —	$ —	$ —	$ —	$ 25,000	$ 77,000
$ —	$ —	TOTAL	$ —	$ —	$ —	$ —	$ 25,000	$ 77,000

PROJECT DESCRIPTION/JUSTIFICATION
This project provides for replacement of staging and risers. This equipment is original to the Grand River Center (2003).

RELATIONSHIP TO OTHER PROJECTS
This project is not related to other capital projects.

OUTCOME
Financially Responsible, High Performance City Organization: Customer-focused City service delivery.

FUNDING RESTRICTIONS
This project is restricted to Sales Tax Fund (20%), Greater Downtown TIF, and DRA funding.

DEPARTMENT:	STATE PROGRAM:	PROJECT TITLE:	YEAR FIRST SUBMITTED:	TOTAL PROJECT COST
36 - Library	4C - Culture and Recreation	Replace Water Piping in Carnegie Building Phase 4	FY18 ACTIVITY NO: 102-2712 350-2712	$ 262,702

2019 EXPENSE	2020 BUDGET	PROJECT BUDGET	2021	2022	2023	2024	2025	2026
		A. EXPENDITURE ITEMS						
	$ 142,200	Construction	$ 71,835	$ —	$ —	$ —	$ —	$ —
$ 48,667		Engineering/Design	$ —	$ —	$ —	$ —	$ —	$ —
$ 48,667	$ 142,200	TOTAL	$ 71,835	$ —	$ —	$ —	$ —	$ —
		B. PROJECT FINANCING						
$ 48,667	$ 142,200	DRA Distribution	$ 71,835	$ —	$ —	$ —	$ —	$ —
$ 48,667	$ 142,200	TOTAL	$ 71,835	$ —	$ —	$ —	$ —	$ —

PROJECT DESCRIPTION/JUSTIFICATION

The water piping in the Carnegie building is very old and in poor condition causing frequent leaks that have caused damage in the facility. In FY 2018 the first phase of replacing the piping began in the basement. The second phase of replacing the piping included the risers from the basement, which was completed in FY 2019. The third phase (of five) is piping to the third floor and is in process during FY 20. This phase (FY21) replaces piping on the second floor of the library.

RELATIONSHIP TO OTHER PROJECTS

This project is not related to other capital improvement packages.

OUTCOME

Diverse Arts,Culture, Parks and Recreation: have a well-maintained and upgraded library.

FUNDING RESTRICTIONS

This project may only be funded with Sales Tax Fund (20%) or DRA Gaming.

DEPARTMENT: 36 - Library		STATE PROGRAM: 4C - Culture and Recreation	PROJECT TITLE: Library Landscaping and Plaza Redesign			YEAR FIRST SUBMITTED: FY 2017 ACTIVITY NO: 350-2006		TOTAL PROJECT COST $ 100,202
2019 EXPENSE	**2020 BUDGET**	**PROJECT BUDGET**	**2021**	**2022**	**2023**	**2024**	**2025**	**2026**
		A. EXPENDITURE ITEMS						
		Construction	$ 87,011	$ —	$ —	$ —	$ —	$ —
		Architectural Fees	$ 13,191	$ —	$ —	$ —	$ —	$ —
$ —	$ —	TOTAL	$ 100,202	$ —	$ —	$ —	$ —	$ —
		B. PROJECT FINANCING						
		Sales Tax Fund (20%)	$ 100,202	$ —	$ —	$ —	$ —	$ —
$ —	$ —	TOTAL	$ 100,202	$ —	$ —	$ —	$ —	$ —

PROJECT DESCRIPTION/JUSTIFICATION

This project will redesign the plaza area of the library at the Main entrance and incorporate landscaping that can thrive in this area. The area was not completely finished during the library's renovation and the landscaping has died and been replaced, but the conditions are not right to sustain growth. The area has also deteriorated, caused by people walking through areas that are planted. The proposed design is friendly to foot traffic in all directions, will introduce additional seating areas, and incorporate plantings that will be sustainable. An additional benefit is the grading, which will reduce the water runoff that freezes in cold temperatures.

RELATIONSHIP TO OTHER PROJECTS

This project is related to the Library Removal of Underground Oil Tank Project and must be funded in the same fiscal year as that project.

OUTCOME

Diverse Arts, Culture, Parks and Recreation: Have a well-maintained and upgraded library.

FUNDING RESTRICTIONS

This project may only be funded by Sales Tax Fund (20%) or DRA Distribution/Gaming.

DEPARTMENT: 36 - Library		STATE PROGRAM: 4C - Culture and Recreation	PROJECT TITLE: Removal of Underground Oil Tank			YEAR FIRST SUBMITTED: FY 2018 ACTIVITY NO: 350-2835		TOTAL PROJECT COST $ 59,379
2019 EXPENSE	**2020 BUDGET**	**PROJECT BUDGET**	**2021**	**2022**	**2023**	**2024**	**2025**	**2026**
		A. EXPENDITURE ITEMS						
		Construction	$ 36,379	$ —	$ —	$ —	$ —	$ —
		Remediation	$ 23,000	$ —	$ —	$ —	$ —	$ —
$ —	$ —	TOTAL	$ 59,379	$ —	$ —	$ —	$ —	$ —
		B. PROJECT FINANCING						
		Sales Tax Fund (20%)	$ 59,379	$ —	$ —	$ —	$ —	$ —
$ —	$ —	TOTAL	$ 59,379	$ —	$ —	$ —	$ —	$ —

PROJECT DESCRIPTION/JUSTIFICATION

This project will remove a 40+-year-old oil tank that is located near the corner of Locust and 11th Street near the sign for the Carnegie-Stout Public Library. The purpose of the tank was to furnish a back-up heating system, but library staff estimates that it has not been used in over 20 years. A plan for landscaping and changing the plaza area of the Library above the tank provides the opportunity for removal. If oil has leaked into the area surrounding the tank, remediation is required with costs based on level of contamination. The lower level, or Tier 1, remediation costs are around $23,000, which is not included in this CIP. Additional remediation work, if required will need additional funding.

RELATIONSHIP TO OTHER PROJECTS

This project is related to the Library Landscaping and Plaza Redesign CIP and must be funded in the same fiscal year as that project.

OUTCOME

Diverse Arts, Culture, Parks and Recreation: Have a well-maintained and upgraded library.

FUNDING RESTRICTIONS

This project may only be funded by Sales Tax Fund (20%) or DRA Distribution/Gaming.

DEPARTMENT:	STATE PROGRAM:	PROJECT TITLE:	YEAR FIRST SUBMITTED:	TOTAL PROJECT COST
42 - Water Department	8C - Business Type	Westside Water System Service Line Installation/Fire Hydrant Install/Purchase	FY 2019 ACTIVITY NO: 740-2703	$ 65,000

2019 EXPENSE	2020 BUDGET	PROJECT BUDGET	2021	2022	2023	2024	2025	2026
		A. EXPENDITURE ITEMS						
		Design	$ —	$ —	$ —	$ —	$ —	$ 15,000
		Construction	$ 65,000	$ —	$ —	$ —	$ —	$ 150,000
$ —	$ —	TOTAL	$ 65,000	$ —	$ —	$ —	$ —	$ 165,000
		B. PROJECT FINANCING						
		Water Construction Fund	$ 65,000	$ —	$ —	$ —	$ —	$ 165,000
$ —	$ —	TOTAL	$ 65,000	$ —	$ —	$ —	$ —	$ 165,000

PROJECT DESCRIPTION/JUSTIFICATION

In FY 2017, the city of Dubuque purchased the Central Iowa Water Associations water tower and drinking water infrastructure that serves Cedar Crest Subdivision, Wildwood Estates and Barrington Lakes Subdivision. As part of the acquisition, and acceptance of easements from the West Side Water System Connection to new water tower project the Water Department is required to install water service line(s) per easement agreement. Also, through the acquisition of the Westside Water System and in agreement with the Cedar Crest Subdivision, Wildwood Estates Subdivision and Barrington Lakes Subdivision property owners the Water Department will install approximately 148 Pressure Reducing Valves (PRV) in FY21.

RELATIONSHIP TO OTHER PROJECTS

This project is related to the Westside Water System System Security CIP.

OUTCOME

Robust Local Economy: Have the infrastructure and amenities to support economic development and growth: industrial/business parks, streets and utilities, air service and housing.

FUNDING RESTRICTIONS

This project may only be funded with the Water Construction Fund.

DEPARTMENT: 42 - Water Department	STATE PROGRAM: 8C - Business Type	PROJECT TITLE: Water Meter Product Replacement Program	YEAR FIRST SUBMITTED: FY 2019 ACTIVITY NO: 740-2052	TOTAL PROJECT COST $ 1,028,727

2019 EXPENSE	2020 BUDGET	PROJECT BUDGET	2021	2022	2023	2024	2025	2026
		A. EXPENDITURE ITEMS						
		Water Registers	$ 125,043	$ 125,043	$ 125,043	$ 125,043	$ 125,043	$ 125,043
		Water Meters	$ 10,670	$ 10,670	$ 10,670	$ 10,670	$ 10,670	$ 10,670
		Meter Interface Units (MIU's)	$ 40,948	$ 46,798	$ 52,647	$ 58,497	$ 64,347	$ 70,197
$ 7,080	$ 79,845	Equipment Acquisition	$ —	$ —	$ —	$ —	$ —	$ —
$ 7,080	$ 79,845	TOTAL	$ 176,661	$ 182,511	$ 188,360	$ 194,210	$ 200,060	$ 205,910
		B. PROJECT FINANCING						
$ 7,080	$ 79,845	Water Construction Fund	$ 176,661	$ 182,511	$ 188,360	$ 194,210	$ 200,060	$ 205,910
$ 7,080	$ 79,845	TOTAL	$ 176,661	$ 182,511	$ 188,360	$ 194,210	$ 200,060	$ 205,910

PROJECT DESCRIPTION/JUSTIFICATION

In 2009, the City of Dubuque conducted a city-wide water meter replacement program. All meters were replaced with Neptune brand water meters. Each part and product warranty varied with the meter assemblies. WATER REGISTERS had a 10 year full replacement warranty from the ship date of 2010; the warranty expiration is 2020, after which date the City will be responsible for the costs of replacement parts. There are approximately 19,772 older style (first run) registers that are prone to failure. Starting in year 2020 (FY19) first run registers will likely need to be replaced, at a cost of $101.50 per unit. The warranty period for the WATER METER (accuracy) is 5 years from ship date. Staff has found that meters with serial numbers of 8879XXXXX have a high failure rate. There are approximately 844 of these serial numbers in Dubuque. Neptune has agreed to work with the City and will replace meters starting with 8879 under warranty. Should Neptune not replace all 8879 meters, an estimated 97 meters per year at estimated cost of $10,670/year may be necessary until all are changed out by 2029. METER INTERFACE UNITS (MIUs) have a 10 year full replacement warranty from ship date, the remaining 10 years are prorated. Starting in year eleven (11) the City pays 30% and each year thereafter the City's percentage goes up 5% until the warranty is finished in 2034. The current number of MIUs identified for replacement starting in year 2020 is 19,111 Staff estimates change outs starting in year 2020 and continuing until at least 2035.

RELATIONSHIP TO OTHER PROJECTS

This project is not related to other capital projects.

OUTCOME

Financially Responsible, High Performance City Organization: Increase enterprise/general fund reserve funds to 20%.

FUNDING RESTRICTIONS

Local Funding-Water Utility

DEPARTMENT: 42 - Water Department		STATE PROGRAM: 8C - Business Type	PROJECT TITLE: Water Main Relocation for Sanitary Sewer Manhole Project			YEAR FIRST SUBMITTED: FY 2014 ACTIVITY NO: 740-2596		TOTAL PROJECT COST $ 51,734
2019 EXPENSE	**2020 BUDGET**	**PROJECT BUDGET**	**2021**	**2022**	**2023**	**2024**	**2025**	**2026**
		A. EXPENDITURE ITEMS						
$ 1,734		Construction	$ —	$ 25,000	$ —	$ 25,000	$ —	$ 25,000
$ 1,734	$ —	TOTAL	$ —	$ 25,000	$ —	$ 25,000	$ —	$ 25,000
		B. PROJECT FINANCING						
$ 1,734		Water Construction Fund	$ —	$ 25,000	$ —	$ 25,000	$ —	$ 25,000
$ 1,734	$ —	TOTAL	$ —	$ 25,000	$ —	$ 25,000	$ —	$ 25,000

PROJECT DESCRIPTION/JUSTIFICATION
This project provides for the scheduled replacement/relocation of water mains as part of the Sanitary Sewer Manhole Replacement/Rehabilitation project. This fund covers the cost of material and labor for the relocation of water mains currently located in sewer manholes. The water mains must be relocated due to health and safety concerns in addition to meeting separation requirements of the Iowa Department of Natural Resources and Ten State Standards.

RELATIONSHIP TO OTHER PROJECTS
This project is related to the City Engineering Sanitary Sewer Manhole Replacement/Rehabilitation program, CIP #710-1335, and needs to be scheduled in the same fiscal year(s) as those Engineering projects.

OUTCOME
Sustainable Environment: Provide safe, dependable drinking water for all residents.

FUNDING RESTRICTIONS
Local Funding-Water Utility

DEPARTMENT: 42 - Water Department		STATE PROGRAM: 8C - Business Type	PROJECT TITLE: Water Main Upgrades during Street General Repairs			YEAR FIRST SUBMITTED: FY 2014 ACTIVITY NO: 740-2657		TOTAL PROJECT COST $ 45,000
2019 EXPENSE	**2020 BUDGET**	**PROJECT BUDGET**	**2021**	**2022**	**2023**	**2024**	**2025**	**2026**
		A. EXPENDITURE ITEMS						
		Design & Engineering	$ —	$ 2,000	$ —	$ 3,000	$ —	$ 3,000
		Construction	$ —	$ 18,000	$ —	$ 22,000	$ —	$ 22,000
$ —	$ —	TOTAL	$ —	$ 20,000	$ —	$ 25,000	$ —	$ 25,000
		B. PROJECT FINANCING						
		Water Construction Fund	$ —	$ 20,000	$ —	$ 25,000	$ —	$ 25,000
$ —	$ —	TOTAL	$ —	$ 20,000	$ —	$ 25,000	$ —	$ 25,000

PROJECT DESCRIPTION/JUSTIFICATION
This project provides funding to support design and construction of water main improvements or relocations resulting from roads and street related improvements. This project is an annual program providing for the design and construction of water mains that are to be replaced or relocated as part of the general street construction repairs and related improvements. This project is to be coordinated with street projects developed in the Engineering and Public Works departments.

RELATIONSHIP TO OTHER PROJECTS
This project is related to the Street General Repairs Program, CIP #300-2142.

OUTCOME
Financially Responsible, High Performance City Organization: Have well maintained City infrastructure.

FUNDING RESTRICTIONS
Local Funding-Water Utility

DEPARTMENT: 42 - Water Department		STATE PROGRAM: 8C - Business Type	PROJECT TITLE: Maintenance of Public Water Mains during Stone Retaining Wall Repair			YEAR FIRST SUBMITTED: FY 2014 ACTIVITY NO: 740-2655		TOTAL PROJECT COST $ 65,100
2019 EXPENSE	**2020 BUDGET**	**PROJECT BUDGET**	**2021**	**2022**	**2023**	**2024**	**2025**	**2026**
		A. EXPENDITURE ITEMS						
		Design & Engineering	$ 2,000	$ —	$ 2,050	$ —	$ 2,050	$ —
		Construction	$ 18,000	$ —	$ 20,500	$ —	$ 20,500	$ —
$ —	$ —	TOTAL	$ 20,000	$ —	$ 22,550	$ —	$ 22,550	$ —
		B. PROJECT FINANCING						
		Water Construction Fund	$ 20,000	$ —	$ 22,550	$ —	$ 22,550	$ —
$ —	$ —	TOTAL	$ 20,000	$ —	$ 22,550	$ —	$ 22,550	$ —

PROJECT DESCRIPTION/JUSTIFICATION

Funding for this project provides for repair or relocation of existing water mains that may be impacted by repair work associated with retaining walls that are owned or are the responsibility of the City of Dubuque. It is necessary for the department to evaluate the water mains adjacent to or crossing retaining walls as they may need to be replaced, supported, or relocated during the retaining wall repair. Access to the water mains in these locations is often difficult and a condition assessment is completed as part of this project to determine if there is strain or issues with the water main. This annual program allows for maintenance, repair and reconstruction of the water mains.

RELATIONSHIP TO OTHER PROJECTS

This project is related to the Stone Retaining Wall Program, CIP #300-1029.

OUTCOME

Financially Responsible, High Performance City Organization: Have well maintained City infrastructure.

FUNDING RESTRICTIONS

Local Fundin - Water Utility

DEPARTMENT:	STATE PROGRAM:	PROJECT TITLE:	YEAR FIRST SUBMITTED:	TOTAL PROJECT COST
42 - Water Department	8C - Business Type	Fire Hydrant Assembly Relocation / Replacement for Sidewalk Program	FY 2014 ACTIVITY NO: 740-2654	$ 120,400

2019 EXPENSE	2020 BUDGET	PROJECT BUDGET	2021	2022	2023	2024	2025	2026
		A. EXPENDITURE ITEMS						
	$ 20,000	Construction	$ 20,000	$ 20,000	$ 20,000	$ 20,000	$ 20,400	$ 20,400
		Design & Engineering	$ —	$ —	$ —	$ —	$ —	$ —
		Machinery & Equipment	$ —	$ —	$ —	$ —	$ —	$ —
$ —	$ 20,000	TOTAL	$ 20,000	$ 20,000	$ 20,000	$ 20,000	$ 20,400	$ 20,400
		B. PROJECT FINANCING						
	$ 20,000	Water Construction Fund	$ 20,000	$ 20,000	$ 20,000	$ 20,000	$ 20,400	$ 20,400
$ —	$ 20,000	TOTAL	$ 20,000	$ 20,000	$ 20,000	$ 20,000	$ 20,400	$ 20,400

PROJECT DESCRIPTION/JUSTIFICATION

This project provides for two (2) fire hydrant assemblies to be relocated/replaced per year related to the City's sidewalk and curb ramp inspection and replacement program. Replacement of sidewalks, particularly those abutting the curb line at an intersection, will require the installation of curb ramps, typically fire hydrants are also located behind the curb line at an intersection and often conflict with the location where curb ramps will be located or replaced. It is anticipated in future years this program will increase with the installation of curb ramps with detectable warnings required by the Americans with Disabilities Act (ADA).

RELATIONSHIP TO OTHER PROJECTS

This project is related to the Curb and Catch Basin Replacement Program, CIP 260-1236, Sidewalk City Owned, CIP 300-1425 and Sidewalk Repair and MTC, CIP 100-1108

OUTCOME

Financially Responsible, High Performance City Organization: Have well maintained City infrastructure.

FUNDING RESTRICTIONS

Local Funding - Water Utility

DEPARTMENT: 42 - Water Department		STATE PROGRAM: 8C - Business Type	PROJECT TITLE: Cottingham Road Water Main Extension and Highway Boring			YEAR FIRST SUBMITTED: FY 2018 ACTIVITY NO: 740-2746		TOTAL PROJECT COST $ 1,308,955
2018 EXPENSE	**2019 BUDGET**	**PROJECT BUDGET**	**2020**	**2021**	**2022**	**2023**	**2024**	**2025**
		A. EXPENDITURE ITEMS						
$ 10,722	$ 108,593	Design & Engineering	$ 70,000	$ —	$ —	$ —	$ —	$ —
$ 24,483	$ 977,344	Construction	$ 117,813	$ —	$ —	$ —	$ —	$ —
$ 35,205	$ 1,085,937	TOTAL	$ 187,813	$ —	$ —	$ —	$ —	$ —
		B. PROJECT FINANCING						
$ 35,205	$ 1,085,937	Water Construction Fund	$ 187,813	$ —	$ —	$ —	$ —	$ —
$ 35,205	$ 1,085,937	TOTAL	$ 187,813	$ —	$ —	$ —	$ —	$ —

PROJECT DESCRIPTION/JUSTIFICATION

IDOT is reconstructing the intersection Highway 20 and Swiss valley Road. The City has been notified to upgrade any City utilities we have within that corridor to meet current IDOT standards. The City's only water main crossing in the Westside Water System at this location is a 8" water main that doesn't have the required casing to protect the water main that will be under the IDOT's new paving. City is required to upgrade this water main crossing to current IDOT standards. In addition to the boring upgrade, Water Department will be required to install a 12" water main on Cottingham Road (including highway boring) from the existing Westside Water Tower to the existing water main on Cottingham Road to supply water service to the Cedar Crest Subdivision during the 8" highway casing project. With the completion of this project the City will have the means of two water service lines across the highway to supply water service to the Cedar Crest Subdivision.

RELATIONSHIP TO OTHER PROJECTS

This project is not related to other capital projects.

OUTCOME

Robust Local Economy: Have the infrastructure and amenities to support economic development and growth: industrial/business parks, streets and utilities, air service and housing.

FUNDING RESTRICTIONS

Local Funding - Water Utility

DEPARTMENT: 42 - Water Department	STATE PROGRAM: 8C - Business Type	PROJECT TITLE: Southwest Arterial Water Main Extension	YEAR FIRST SUBMITTED: FY 2016 ACTIVITY NO: 740-2594	TOTAL PROJECT COST $ 3,158,548

2019 EXPENSE	2020 BUDGET	PROJECT BUDGET	2021	2022	2023	2024	2025	2026
		A. EXPENDITURE ITEMS						
$ 3,548	$ 80,000	Design & Engineering	$ —	$ 72,500	$ —	$ 157,500	$ —	$ —
	$ 35,000	Land and R.O.W.	$ —	$ —	$ —	$ —	$ —	$ —
	$ 740,000	Construction	$ —	$ 652,500	$ —	$ 1,417,500	$ —	$ —
$ 3,548	$ 855,000	TOTAL	$ —	$ 725,000	$ —	$ 1,575,000	$ —	$ —
		B. PROJECT FINANCING						
$ 3,548	$ 855,000	Water Construction Fund	$ —	$ 725,000	$ —	$ 1,575,000	$ —	$ —
$ 3,548	$ 855,000	TOTAL	$ —	$ 725,000	$ —	$ 1,575,000	$ —	$ —

PROJECT DESCRIPTION/JUSTIFICATION

This project provides funding to extend water service to and along the Southwest Arterial corridor to current and future customers. FY22 Project Funding provides for the installation of 16" Diameter Water Main from the SE Quadrant of the Hwy 20/SW. Art. round about, east along the east bound of the SW Art. to English Mill Rd, and south along English Mill Rd to the English Mill Pump Station.The resulting benefit is a phased water main installation project that accomplishes water main looping to reduce water supply outages and supplying water to growth areas. The project directly addresses the necessary water main loop to the English Mill Pump Station, the Westside Water system (8th and 9th pressure zones), the existing 3rd pressure zone that supports the 6th pressure zone (Airport area), and potential growth and development in the immediate area of US 20 and the SW Arterial. The FY19 project provided funding for the installation of water main casing pipe at four predetermined SW Arterial crossings, and possible easement aquisitions for future water main installation. The FY20 funding provided for the installation of Water Main along Hwy 20 to the SW Art. round about; this project should be completed of the project scheduled for FY22.

RELATIONSHIP TO OTHER PROJECTS

Portions of this project is related to CIP #300-1287 Southwest Arterial Project in different phases.

OUTCOME

Robust Local Economy: Have the infrastructure and amenities to support economic development and growth: industrial/business parks, streets and utilities, air service and housing.

FUNDING RESTRICTIONS

Local funding-Water

DEPARTMENT:	STATE PROGRAM:	PROJECT TITLE:	PROGRAM:	8C	TOTAL PROJECT COST
Water Department	Business Type	Southwest Arterial Water Main Extension	DEPARTMENT:	42	
			FD/CIP NO:	740-2594	
				360-2594	$ 3,158,548

	2019-20	2020-21	2021-22	2022-23	2023-24	BEYOND 2024
From N. Cascade Road to English Mill pump station						$ 1,305,000
South West Arterial 12" water main (4th pressure zone) from						$ 978,750
South West Arterial 16" water main (4th pressure zone) from	$ 855,000					
Lake Eleanor Road Water Main Loop Connection						$ 115,000
Military Road 16" water main (from Key West Drive to S.W. Arterial)						$ 345,000
HWY 151/61 off ramp to Olde Davenport Road 12" water main						$ 295,000
South West Arterial 16" water main (from N. Cascade Road to HWY 151/61)						$ 3,375,000
Key West Water Tower - 1.5 million gallons (3rd pressure zone)						$ 4,300,000
English Mill Road 16" WP from S.W. Arterial to Crescent Ridge						$ 1,900,000
	$ 855,000	$ —	$ —	$ —	$ —	$ 12,613,750

DEPARTMENT:	STATE PROGRAM:	PROJECT TITLE:	YEAR FIRST SUBMITTED:	TOTAL PROJECT COST
42 - Water Department	8C - Business Type	SCADA & Communications Infrastructure Improvement Project	FY 2020 ACTIVITY NO: 740-1339	$ 1,000,000

2019 EXPENSE	2020 BUDGET	PROJECT BUDGET	2021	2022	2023	2024	2025	2026
		A. EXPENDITURE ITEMS						
	$ 200,000	Software	$ —	$ —	$ —	$ —	$ —	$ —
		Hardware	$ 25,000	$ —	$ —	$ —	$ —	$ —
	$ 250,000	Construction	$ 400,000	$ —	$ —	$ —	$ —	$ —
		Design & Engineering	$ 10,000	$ —	$ —	$ —	$ —	$ —
	$ 55,000	Consultant Services	$ 60,000	$ —	$ —	$ —	$ —	$ —
$ —	$ 505,000	TOTAL	$ 495,000	$ —	$ —	$ —	$ —	$ —
		B. PROJECT FINANCING						
		SRF Debt	$ 495,000	$ —	$ —	$ —	$ —	$ —
	$ 505,000	Water Construction Fund	$ —	$ —	$ —	$ —	$ —	$ —
$ —	$ 505,000	TOTAL	$ 495,000	$ —	$ —	$ —	$ —	$ —
		C. IMPACT - OPERATIONS						
		Operating Cost (Savings)	$ 1,200	$ 1,200	$ 1,200	$ 1,200	$ 1,200	$ 1,200

PROJECT DESCRIPTION/JUSTIFICATION

This project provides for the replacement of existing Supervisory Control and Data Acquisition (SCADA) hardware and software and the installation of replacement radio communications with fiber optic communications at the Eagle Point Water Treatment Plant, wells, pump stations, tanks, and towers. The existing SCADA programming and operating system RSLogix 500 is outdated and the hardware is no longer supported by the manufacturer/vendor and will need to be replaced for continued remote operations from and at the water treatment plant. The existing hardware has reached its capacity for installing new infrastructure controls and devices required to communicate with tanks, towers and other distribution hardware. This project also provides for the replacement of the existing communications channel. Currently, SCADA data is relayed to and from the water treatment plant from the remote sites via radio, however, the radio path is experiencing significant interference due to other devices transmitting data. The interference results in loss of communications and an immediate response is required by a technician to problem solve and restore communications. Over time this method of communication has become more challenging, continues to be prone to failure, and presents safety concerns as the radio antenna must be inspected by City staff requiring them to climb the tanks and towers. The project includes installation of fiber conduit and fiber optic lines as a replacement of the existing radio system to all current remote sites, with improved ability to expand to further locations as the City grows. The fiber optic portion of the project, estimated at $575,000, complements the City's existing fiber optic network and is supported by Information Services and Engineering as an approved solution to improved communications. The enhanced fiber optic network will loop areas currently not connected, and will increase the City's opportunities to work with cellular companies that look to install their hardware on tanks and towers and transmit data via fiber optic lines. The fiber optic communications for Roosevelt Water Tower is included in this project. FY20 provides the engineeringand design of the fiber optic communiction ready SCADA system along with software and hardware upgrades at the Water Treatment Plant, and installation of conduit and fiber optice communictions line to to the proposed Roosevelt Water Tower. FY21 provides for the installation of conduit and fiber optic line to tanks, towers, and pump stations, also includes Microwave

DEPARTMENT:	STATE PROGRAM:	PROJECT TITLE:	YEAR FIRST SUBMITTED:	FY 2020	TOTAL PROJECT COST
42 - Water Department	8C - Business Type	SCADA & Communications Infrastructure Improvement Project	ACTIVITY NO:	740-1339	$ 1,000,000

PROJECT DESCRIPTION/JUSTIFICATION (Continued)

Communication at the Landfill, additional funds for installation of fiber optic conduit and fiber and consultant services for the installation of communications and communication hardware in the City's Traffic Control Cabinets.

RELATIONSHIP TO OTHER PROJECTS

This project is not related to other capital projects.

OUTCOME

Sustainable Environment: Provide safe, dependable drinking water for all residents and Robust Local Economy: Have the infrastructure and amenities to support economic development and growth: industrial/business parks, streets and utilities, air service and housing, and Connected Community: Increase availability, bandwidth, and redundancy.

FUNDING RESTRICTIONS

Local Funding - Water Utility

DEPARTMENT: 42 - Water Department		STATE PROGRAM: 8C - Business Type	PROJECT TITLE: Water Main Replacements - Streets			YEAR FIRST SUBMITTED: FY 2007 ACTIVITY NO: 740-1405		TOTAL PROJECT COST $ 642,082
2019 EXPENSE	2020 BUDGET	PROJECT BUDGET	2021	2022	2023	2024	2025	2026
		A. EXPENDITURE ITEMS						
$ 3,551	$ 20,900	Design & Engineering	$ 32,565	$ —	$ —	$ —	$ —	$ —
$ 158,156	$ 188,100	Construction	$ 238,810	$ —	$ —	$ —	$ —	$ —
$ 161,707	$ 209,000	TOTAL	$ 271,375	$ —	$ —	$ —	$ —	$ —
		B. PROJECT FINANCING						
$ 161,707	$ 209,000	Water Construction Fund	$ 271,375	$ —	$ —	$ —	$ —	$ —
$ 161,707	$ 209,000	TOTAL	$ 271,375	$ —	$ —	$ —	$ —	$ —

PROJECT DESCRIPTION/JUSTIFICATION

This project provides for an ongoing annual water main replacement associated with the City street improvement program. We have evaluated the integrity of water mains for the street improvement programs. Many sections of water mains, valves and hydrants are subject to failing due to corrosion and weathering. This project is for the replacement and repair of impaired water system infrastructure as part of the Street Improvement Program. Funding for future water main replacement projects will be evaluated annually and in conjunction with street improvement projects city-wide. Key projects include: KeyWay behind ARC water main replacement will be necessary due to the highly corrosive soils in and around the water main. FY20 Funding is available for Kleine Street $47K and Central Avenue Resurfacing (9th to 21St) $162K. FY21 Project: Chavenelle Road Reconstruct NW Arterial to Radford Road $271,375.

RELATIONSHIP TO OTHER PROJECTS

This project is related to the Street Replacement Programs, CIPs 360-2552 & 300-2724, and Chavenelle Rd. Reconstruction CIP 360-2551. This project needs to be scheduled in the same fiscal year as those projects.

OUTCOME

Robust Local Economy: Have the infrastructure and amenities to support economic development and growth: industrial/business parks, streets and utilities, air service and housing.

FUNDING RESTRICTIONS

Local Funding - Water Utility

DEPARTMENT: 42 - Water Department		STATE PROGRAM: 8C - Business Type	PROJECT TITLE: Public Lead Line Water Main Replacement			YEAR FIRST SUBMITTED: FY 2017 ACTIVITY NO: 740-2744		TOTAL PROJECT COST $ 353,803
2019 EXPENSE	**2020 BUDGET**	**PROJECT BUDGET**	**2021**	**2022**	**2023**	**2024**	**2025**	**2026**
		A. EXPENDITURE ITEMS						
	$ 11,833	Design & Engineering	$ 12,470	$ 9,500	$ 10,000	$ —	$ —	$ —
	$ 50,000	Construction	$ 110,000	$ 75,000	$ 75,000	$ —	$ —	$ —
$ —	$ 61,833	TOTAL	$ 122,470	$ 84,500	$ 85,000	$ —	$ —	$ —
		B. PROJECT FINANCING						
		SRF Debt	$ 122,470	$ 84,500	$ 85,000	$ —	$ —	$ —
	$ 61,833	Water Construction Fund	$ —	$ —	$ —	$ —	$ —	$ —
$ —	$ 61,833	TOTAL	$ 122,470	$ 84,500	$ 85,000	$ —	$ —	$ —

PROJECT DESCRIPTION/JUSTIFICATION
This project provides funding for the removal and replacement of the Water Departments existing public lead water mains. Scheduled in phases, Union Street FY 18-19, Austin Street FY 19-20, May Place FY 20-21, Washington Street FY 21-22 and Roland Street FY 22-23. This project will eliminate the Water Department's public lead line water mains that were installed in the early 1920's. This is part of a phased proactive approach to upgrade the water distribution system.

RELATIONSHIP TO OTHER PROJECTS
This project is not related to other capital projects.

OUTCOME
Sustainable Environment: Provide safe, dependable drinking water for all residents.

FUNDING RESTRICTIONS
Local Funding - Water Utility

DEPARTMENT:	STATE PROGRAM:	PROJECT TITLE:	YEAR FIRST SUBMITTED:	TOTAL PROJECT COST
42 - Water Department	8C - Business Type	Water Line Extensions to New Developments	FY 2020 ACTIVITY NO: 740-2836	$ 1,082,500

2018 EXPENSE	2019 BUDGET	PROJECT BUDGET	2020	2021	2022	2023	2024	2025
		A. EXPENDITURE ITEMS						
		Design & Engineering	$ 192,925	$ 25,000	$ —	$ —	$ —	$ —
		Construction	$ 114,575	$ 750,000	$ —	$ —	$ —	$ —
$ —	$ —	TOTAL	$ 307,500	$ 775,000	$ —	$ —	$ —	$ —
		B. PROJECT FINANCING						
		SRF Debt	$ 307,500	$ 775,000	$ —	$ —	$ —	$ —
$ —		TOTAL	$ 307,500	$ 775,000	$ —	$ —	$ —	$ —
		C. IMPACT - OPERATIONS						
		Operating Cost (Savings)	$ —	$ —	$ —	$ —	$ —	$ —
		Operating Revenue	$ 25,422	$ 25,422	$ 25,422	$ 25,422	$ 25,422	$ 25,422

PROJECT DESCRIPTION/JUSTIFICATION
This project provides funding for the installation of water main extensions to new and proposed developments as part of new or existing agreements. Projects will be phased and where applicable, the City may be requested to take ownership of a system and provide operation and maintenance of the separate system until such time as City funds are available to connect.

RELATIONSHIP TO OTHER PROJECTS
This project is not related to other capital projects

OUTCOME
Sustainable Environment: Provide safe, dependable drinking water for all residents.

FUNDING RESTRICTIONS
Local Funding - Water Utility

DEPARTMENT: 42 - Water Department		STATE PROGRAM: 8C - Business Type	PROJECT TITLE: Wells, Well Field, & Well Transmission Piping Repair and Rehabilitation Program			YEAR FIRST SUBMITTED: FY 2019 ACTIVITY NO: 740-1415		TOTAL PROJECT COST $ 450,500
2019 EXPENSE	**2020 BUDGET**	**PROJECT BUDGET**	**2021**	**2022**	**2023**	**2024**	**2025**	**2026**
		A. EXPENDITURE ITEMS						
		Design & Engineering	$ 50,000	$ —	$ 10,000	$ —	$ 10,500	$ —
		Construction	$ 200,000	$ —	$ 80,000	$ —	$ 100,000	$ —
$ —	$ —	TOTAL	$ 250,000	$ —	$ 90,000	$ —	$ 110,500	$ —
		B. PROJECT FINANCING						
		SRF Debt	$ 250,000	$ —	$ 90,000	$ —	$ 110,500	$ —
$ —	$ —	TOTAL	$ 250,000	$ —	$ 90,000	$ —	$ 110,500	$ —

PROJECT DESCRIPTION/JUSTIFICATION

This project provides funding for repairs and rehabilitation associated with the City's groundwater supply (wells, pumps, motors) including source water protection of the well field and the raw water transmission lines from the wells to the treatment plant. The City draws from both shallow and deep wells and each well should be inspected every 5 years and 10 years respectively, barring any known issues. Well No. 7 is experiencing issues, and is pumping sand, which can lead to premature wear and tear of pump impellers, possible plugging of the well transmission main and increased operations expense. The well needs be inspected to determine what rehabilitation may be necessary and a condition assessment made of the column piping, pump and motor. Well No. 4 was last inspected in 2008 and has experienced a drop in water production. The well should be inspected and the well screen cleaned to remove sediment or debris that may be reducing well output. FY19 Funding provided for the Rehabilitation of Wells 4 and 7. FY21 funding provides for the rehabilitation of Wells 2 and 6. FY23 funding provides for the rehabilitation of Well No. 9. FY25 funding provides for the rehabilition of Well 3. The well field from where the City draws its drinking water supply was subject to the Safe Drinking Water Act amendments of 1996,which required a Source Water Assessment. The Assessment included evaluating the level of protection that was in place to protect sources of drinking water. The well field should be evaluated to determine what improvements are necessary to ensure the City is continuing to assess the protective measures in place for the City's drinking water supply. FY 21 provides for funding for source water protection. The project also provides for funding associated with the raw water transmission lines from the wells to the treatment plant. Raw water transmission lines can accumulate iron and sediment and over time, the flow will be restricted thereby reducing capacity of the water line. The raw water transmission lines need to be cleaned or pigged to remove mineral accumulation and remove sediment. In FY 21, this project provides for an engineering study and services required to clean the transmission lines from the shallow well field to the treatment plant. A proactive raw water transmission line cleaning program will optimize well efficiency and improve water quality, lower daily, peak and lifetime power use.

RELATIONSHIP TO OTHER PROJECTS

This project is not related to other capital projects.

OUTCOME

Sustainable Environment: Provide safe, dependable drinking water for all residents.

FUNDING RESTRICTIONS

Local Funding-Water Utilitiy

DEPARTMENT: 42 - Water Department		STATE PROGRAM: 8C - Business Type	PROJECT TITLE: Water Treatment Plant Condition Assessment and Master Plan			YEAR FIRST SUBMITTED: FY 2019 ACTIVITY NO: 740-2837		TOTAL PROJECT COST $ 155,000
2019 EXPENSE	**2020 BUDGET**	**PROJECT BUDGET**	**2021**	**2022**	**2023**	**2024**	**2025**	**2026**
		A. EXPENDITURE ITEMS						
		Design & Engineering	$ 115,000	$ 10,000	$ 10,000	$ 10,000	$ 10,000	$ 10,000
$ —	$ —	TOTAL	$ 115,000	$ 10,000	$ 10,000	$ 10,000	$ 10,000	$ 10,000
		B. PROJECT FINANCING						
		SRF Debt	$ 115,000	$ 10,000	$ 10,000	$ 10,000	$ 10,000	$ 10,000
$ —	$ —	TOTAL	$ 115,000	$ 10,000	$ 10,000	$ 10,000	$ 10,000	$ 10,000

PROJECT DESCRIPTION/JUSTIFICATION

This project provides for the development of a City of Dubuque Water Supply, Process Evaluation, and Distribution Master Plan. Over the past few decades, the City of Dubuque has experienced an increase in development, both residential and commercial, and growth of the community beyond the distribution and storage system original footprint. Most notably, the water infrastructure has expanded to include Twin Ridge to the south and Vernon and Barrington Lakes water systems to the west, and having reliable and dependable water infrastructure is critical to supporting all of the City's customers today and tomorrow. As the City looks to the future outlined in the Comprehensive Plan and with the completion of the SW Arterial, it is increasingly important that the existing water infrastructure is hydraulically analyzed to determine its capacity and capability to serve. A master plan will serve to provide direction in the development of alternative and additional water supply sources and treatment facilities, improve customer service through the evaluation of the pressure zones serving Dubuque, evaluate the existing aging water treatment plant and its processes, and determine a strategy for systematically replacing/rehabilitating aging infrastructure. FY21 funding is for the completion of the Eagle Point Water plant and source water analysis. Project funding starting in FY22 is for updates to the city wide distribution hydraulic model and for its use in planning and sizing new and/or extended water main.

RELATIONSHIP TO OTHER PROJECTS

This project is not related to other capital projects.

OUTCOME

Financially Responsible, High Performance City Organization: Have well maintained City infrastructure.

FUNDING RESTRICTIONS

Local Funding - Water Utility

DEPARTMENT: 42 - Water Department		STATE PROGRAM: 8C - Business Type	PROJECT TITLE: Water Storage Maintenance Program			YEAR FIRST SUBMITTED: FY 2009 ACTIVITY NO: 740-2656		TOTAL PROJECT COST $ 2,525,000
2019 EXPENSE	**2020 BUDGET**	**PROJECT BUDGET**	**2021**	**2022**	**2023**	**2024**	**2025**	**2026**
		A. EXPENDITURE ITEMS						
		Consultant Services	$ 25,000	$ 150,000	$ —	$ 100,000	$ —	$ 50,000
		Construction	$ —	$ —	$ 1,350,000	$ —	$ 900,000	$ —
$ —	$ —	TOTAL	$ 25,000	$ 150,000	$ 1,350,000	$ 100,000	$ 900,000	$ 50,000
		B. PROJECT FINANCING						
		Water Construction Fund	$ 25,000	$ 150,000	$ 1,350,000	$ 100,000	$ 900,000	$ 50,000
$ —	$ —	TOTAL	$ 25,000	$ 150,000	$ 1,350,000	$ 100,000	$ 900,000	$ 50,000

PROJECT DESCRIPTION/JUSTIFICATION

This project provides the funding to clean, spot prime and paint the interior and exterior of the Water Storage Tanks. Painting of water tanks is a cyclical program; coatings can last up to 20-25 years. A study was conducted in 2010 by KLM Engineering; the results from this study supports the need to proceed with this program as identified. Tanks to be addressed are: College (2022/3 $1.5M) Pennsylvania (2024/5, $1M), Park Hill (2026/7, $500,000). Tank coatings required to maintain the structure of the tank, the water quality to reduce bio-film, as well as enhancing the aesthetics of the tanks. This project is related to Water Treatment Plant conditon assessment and master planning in FY21. Starting in FY21 this project provides funding for the inspection of the former Vernon Water Tower located west on Hwy 20 prior to recoating. Tank maintenance may be adjusted to reflect possible operational and capital improvements recommended in the Water Master Plan. Further analysis following installation of the Roosevelt Street Water Tower will provide the information necessary to determine the prioritization of tank coating work on the other water tanks.

RELATIONSHIP TO OTHER PROJECTS

This project is not related to other capital projects.

OUTCOME

Robust Local Economy: Have the infrastructure and amenities to support economic development and growth.

FUNDING RESTRICTIONS

Local Funding - Water Utility

DEPARTMENT: 42 - Water Department		STATE PROGRAM: 8C - Business Type	PROJECT TITLE: Tamarack Park Drive/Wood Gate Drive Frontage Road Water Main Extension			YEAR FIRST SUBMITTED: FY 2018 ACTIVITY NO: 740-2745		TOTAL PROJECT COST $ 363,457
2019 EXPENSE	**2020 BUDGET**	**PROJECT BUDGET**	**2021**	**2022**	**2023**	**2024**	**2025**	**2026**
		A. EXPENDITURE ITEMS						
$ 957	$ —	Design & Engineering	$ 75,000	$ —	$ —	$ —	$ —	$ 40,000
	$ —	Easements	$ 40,000	$ —	$ —	$ —	$ —	$ 86,000
	$ —	Construction	$ 247,500	$ —	$ —	$ —	$ —	$ 734,000
$ 957	$ —	TOTAL	$ 362,500	$ —	$ —	$ —	$ —	$ 860,000
		B. PROJECT FINANCING						
$ 957	$ —	Water Construction Fund	$ 362,500	$ —	$ —	$ —	$ —	$ 860,000
$ 957	$ —	TOTAL	$ 362,500	$ —	$ —	$ —	$ —	$ 860,000

PROJECT DESCRIPTION/JUSTIFICATION

Phase One was the installation of a 12" diameter water main across Highway 151/61 to the north property line (Tamarack Park Drive) in preparation for future connection with the South West Arterial water main and continuing south to the intersection of Tamarack Park Drive. Funding for FY21 is for Phase Two per the agreement includes continuing the 12" diameter water main installation from the end of Phase One(Tamarack Park Drive and Highway 151/61) to the Southern most Property Line per Exhibit C of the Agreement. Funding for FY26, Phase 3 provides funding for the contiuation of 12" water main from Phase Two to Wood Gate Drive. . This project supports the pre-annexation agreement of Tamarack Park development. Per the agreement, water main is planned to be installed within a two year period of request or maximum of seven years from approved agreement and future development growth along the west side of Highway 151/61.

RELATIONSHIP TO OTHER PROJECTS

This project is not related to other capital projects.

OUTCOME

Robust Local Economy: Have the infrastructure and amenities to support economic development and growth: industrial/business parks, streets and utilities, air service and housing.

FUNDING RESTRICTIONS

Local Funding-Water Utility

DEPARTMENT: 42 - Water Department		STATE PROGRAM: 8C - Business Type	PROJECT TITLE: West End Annexation Phase II			YEAR FIRST SUBMITTED: FY 2004 ACTIVITY NO: 740-2146		TOTAL PROJECT COST $ 300,250
2019 EXPENSE	**2020 BUDGET**	**PROJECT BUDGET**	**2021**	**2022**	**2023**	**2024**	**2025**	**2026**
		A. EXPENDITURE ITEMS						
		Design & Engineering	$ —	$ —	$ —	$ —	$ 300,250	$ 3,459,750
$ —	$ —	TOTAL	$ —	$ —	$ —	$ —	$ 300,250	$ 3,459,750
		B. PROJECT FINANCING						
		Water Construction Fund	$ —	$ —	$ —	$ —	$ 300,250	$ 3,459,750
$ —	$ —	TOTAL	$ —	$ —	$ —	$ —	$ 300,250	$ 3,459,750

PROJECT DESCRIPTION/JUSTIFICATION

This project provides for implementation of the amended annexation study based on models established in previous studies. As a result of these studies, the funds allocated would be used to support utility growth into the areas located north of the City's west side of the industrial park. To support these activities, water main would be installed on Seippel Rd to Pennsylvania Ave and along Middle Rd to Sundown Rd. The project includes 13,300 feet of water main and a pump station. The utilities have not been requested by property owners for the previously annexed areas and the City does not know when it will be necessary to construct the utilities. Due to this uncertainty, design is budgeted beyond Fiscal Year 2025 with construction. If the utilities are requested prior to Fiscal Year 2025, the City will adjust the budget as necessary to comply with the requests. The City has completed action steps adopted by the City Council as a result of the previous annexation study and has either completed or budgeted the balance of utility extensions necessary to serve citizens and businesses within the annexed areas. To maintain the City's ability to meet new growth demands, it is necessary to position ourselves for the future demand by identifying those growth areas and the costs associated with extending City services. As land develops, the City anticipates recovering a portion of costs through connection fees.

RELATIONSHIP TO OTHER PROJECTS

This project is related to Seippel Rd Reconstruction

OUTCOME

Robust Local Economy: Have the infrastructure and amenities to support economic development and growth: industrial/business parks, streets and utilities, air service and housing.

FUNDING RESTRICTIONS

Local Funding - Water Utility

DEPARTMENT: 42 - Water Department		STATE PROGRAM: 8C - Business Type	PROJECT TITLE: West End Annexation Study and Implementation Phase I			YEAR FIRST SUBMITTED: FY 2004 ACTIVITY NO: 740-1012		TOTAL PROJECT COST $ 165,000
2019 EXPENSE	**2020 BUDGET**	**PROJECT BUDGET**	**2021**	**2022**	**2023**	**2024**	**2025**	**2026**
		A. EXPENDITURE ITEMS						
		Design & Engineering	$ —	$ —	$ —	$ —	$ 165,000	$ 1,485,000
$ —	$ —	TOTAL	$ —	$ —	$ —	$ —	$ 165,000	$ 1,485,000
		B. PROJECT FINANCING						
		Water Construction Fund	$ —	$ —	$ —	$ —	$ 165,000	$ 1,485,000
$ —	$ —	TOTAL	$ —	$ —	$ —	$ —	$ 165,000	$ 1,485,000

PROJECT DESCRIPTION/JUSTIFICATION

This project provides for implementation of a new annexation study based on the models established during the previous study. As a result of these studies, the funds allocated would be used to support utility growth into the areas located north of the City's west Industrial Park. The project provides for water main installation along Seippel Rd North of Pennslylvania Ave to Asbury Rd. Along Asbury Rd. to Spruce Wood Drive. The utilities have not been requested by property owners for previously annexed areas and the City does not know when it will be necessary to construct the utilities. Due to this uncertainty, design is budgeted in Fiscal Year 2025 with construction in Beyond FY25. If the utilities are requested prior to Fiscal Year 2025, the City will adjust the budget as necessary to comply with the requests. The City has completed action steps adopted by City Council as a result of the previous annexation study and has either completed or budgeted the balance of utility extensions necessary to serve citizens and businesses within the annexed areas. To maintain the City's ability to meet new growth demands, it is necessary to position ourselves for that future demand by identifying those growth areas and the costs associated with extending City services. As land develops, the City anticipates recovering a portion of costs through connection fees.

RELATIONSHIP TO OTHER PROJECTS

This project is related to Seippel Rd Reconstruction

OUTCOME

Robust Local Economy: Have the infrastructure and amenities to support economic development and growth: industrial/business parks, streets and utilities, air service and housing.

FUNDING RESTRICTIONS

Local Funding- Water Utility

DEPARTMENT: 42 - Water Department		STATE PROGRAM: 8C - Business Type	PROJECT TITLE: Creek Crossing Restoration			YEAR FIRST SUBMITTED: FY 2014 ACTIVITY NO: 740-2595		TOTAL PROJECT COST $ 131,750
2019 EXPENSE	**2020 BUDGET**	**PROJECT BUDGET**	**2021**	**2022**	**2023**	**2024**	**2025**	**2026**
		A. EXPENDITURE ITEMS						
		Design & Engineering	$ 5,000	$ 2,500	$ 3,000	$ 3,000	$ 5,000	$ 3,000
		Construction	$ 30,000	$ 20,000	$ 22,350	$ 15,900	$ 25,000	$ 26,900
$ —	$ —	TOTAL	$ 35,000	$ 22,500	$ 25,350	$ 18,900	$ 30,000	$ 29,900
		B. PROJECT FINANCING						
		Water Construction Fund	$ 35,000	$ 22,500	$ 25,350	$ 18,900	$ 30,000	$ 29,900
$ —	$ —	TOTAL	$ 35,000	$ 22,500	$ 25,350	$ 18,900	$ 30,000	$ 29,900

PROJECT DESCRIPTION/JUSTIFICATION

This project provides funding for the protection of water mains located across and through drainage-ways and creeks. During past storm events, the water main creek crossing protection or erosion control has washed away exposing lengths of the water distribution system. This project provides for the necessary restoration of the water main protection in and around creek crossings to prevent further exposure of the water mains. The locations and cost estimates are as follows:

Cost Estimate	Project Name	Cost Estimate	Project Name	Cost Estimate	Project Name
$ 5,000	Pennsylvania Ave	$ 13,200	Northwest Arterial (East)	$ 5,000	32nd at Ski Slope
$ 5,000	Seippel Rd.	$ 15,900	Fremont Ave.	$ 6,500	Carter Rd. 950' south of 32nd St
$ 33,120	Cousins Rd.	$ 5,000	Louella Lane	$ 26,900	Carter Rd. at 32nd
$ 9,500	Radford Rd.	$ 9,680	Southern Ave.		
$ 22,350	Northwest Arterial (West)	$ 5,000	Rockdale at Brian		

RELATIONSHIP TO OTHER PROJECTS

This project is not related to other capital projects.

OUTCOME

Sustainable Environment: Provide safe, dependable drinking water for all residents.

FUNDING RESTRICTIONS

Local Funding-Water Utility

DEPARTMENT: 42 - Water Department		STATE PROGRAM: 8C - Business Type	PROJECT TITLE: Landfill Frontage Rd. Water Main Extensin			YEAR FIRST SUBMITTED: 2019 ACTIVITY NO: 740-2821		TOTAL PROJECT COST $ 121,500
2019 EXPENSE	**2020 BUDGET**	**PROJECT BUDGET**	**2021**	**2022**	**2023**	**2024**	**2025**	**2026**
		A. EXPENDITURE ITEMS						
		Construction	$ 121,500	$ —	$ —	$ —	$ —	$ 512,000
		Engineering and Design	$ —	$ —	$ —	$ —	$ —	$ 128,000
$ —	$ —	TOTAL	$ 121,500	$ —	$ —	$ —	$ —	$ 640,000
		B. PROJECT FINANCING						
		Water Construction Fund	$ 121,500	$ —	$ —	$ —	$ —	$ 640,000
$ —	$ —	TOTAL	$ 121,500	$ —	$ —	$ —	$ —	$ 640,000

PROJECT DESCRIPTION/JUSTIFICATION
FY21 Project funding provides for Phase I which includes the 8" diameter and 12" diameter water main pipe. The Phase I project is part of the DMASWA Project, where they are the lead agency. FY26 provides project funding for Phase II which includes a water main loop from the Landfill frontage Rd. Water Main to Seippel Rd. This work would support future economic growth and development.

RELATIONSHIP TO OTHER PROJECTS
This project is not related to other capital projects.

OUTCOME
Robust Local Economy: Have the infrastructure and amenities to support economic development and growth: industrial/business parks, streets and utilities, air service and housing, bandwidth redundancy

FUNDING RESTRICTIONS
This project may only be funded with Water Construction Funds.

DEPARTMENT:	STATE PROGRAM:	PROJECT TITLE:	YEAR FIRST SUBMITTED:	TOTAL PROJECT COST
42 - Water Department	8C - Business Type	Althauser St. and Eagle St. Water Main Improvments	2019 ACTIVITY NO: 740-2838	$ 292,490

2019 EXPENSE	2020 BUDGET	PROJECT BUDGET	2021	2022	2023	2024	2025	2026
		A. EXPENDITURE ITEMS						
		Design and Engineering	$ 27,065	$ 25,225	$ —	$ —	$ —	$ —
		Construction	$ 124,000	$ 116,200	$ —	$ —	$ —	$ —
$ —	$ —	TOTAL	$ 151,065	$ 141,425	$ —	$ —	$ —	$ —
		B. PROJECT FINANCING						
		SRF Debt	$ 151,065	$ 141,425	$ —	$ —	$ —	$ —
$ —	$ —	TOTAL	$ 151,065	$ 141,425	$ —	$ —	$ —	$ —

PROJECT DESCRIPTION/JUSTIFICATION

FY21 funding project provides for the replacement of water main along Althauser St. and FY22 funding provides for replacement of water main along Eagle St. The Water Mains in both of these locations are in poor condition follow multiple water main breaks. These water main breaks impact not only the neighboorhood, but also Jefferson Middle School. Althauser and Eagle Streets are 1929 6” dia. water main installations

RELATIONSHIP TO OTHER PROJECTS

This project is not related to other capital projects

OUTCOME

Financially Responsible, High Performance City Organization: Have well maintained City infrastructure.

FUNDING RESTRICTIONS

This project may only be funded with Water Construction Funds.

DEPARTMENT: 42 - Water Department		STATE PROGRAM: 8C - Business Type	PROJECT TITLE: Public Safety Way Water Main Improvements			YEAR FIRST SUBMITTED: 2019 ACTIVITY NO: 740-XXXX		TOTAL PROJECT COST $ 106,700
2019 EXPENSE	**2020 BUDGET**	**PROJECT BUDGET**	**2021**	**2022**	**2023**	**2024**	**2025**	**2026**
		A. EXPENDITURE ITEMS						
		Design and Engineering	$ —	$ 25,000	$ —	$ —	$ —	$ —
		Construction	$ —	$ 81,700	$ —	$ —	$ —	$ —
$ —	$ —	TOTAL	$ —	$ 106,700	$ —	$ —	$ —	$ —
		B. PROJECT FINANCING						
		Water Construction	$ —	$ 106,700	$ —	$ —	$ —	$ —
$ —	$ —	TOTAL	$ —	$ 106,700	$ —	$ —	$ —	$ —

PROJECT DESCRIPTION/JUSTIFICATION
FY21 project funding provides for the installatoin of 8" dia. water main along Public Safety Way to serve the Public Safety Building and the proposed county office and storage facility. This project will be designed to improve water quality in the area.

RELATIONSHIP TO OTHER PROJECTS
This project is not related to other capital projects.

OUTCOME
Robust Local Economy: Have the infrastructure and amenities to support economic development and growth: industrial/business parks, streets and utilities, air service and housing, bandwidth redundancy

FUNDING RESTRICTIONS
This project may only be funded with Water Construction Funds.

DEPARTMENT:	STATE PROGRAM:	PROJECT TITLE:	YEAR FIRST SUBMITTED:	TOTAL PROJECT COST
42 - Water Department	8C - Business Type	Water Treatment Plant Improvements, Valves, Pumps, Meter and Mechanical Devices	2019 ACTIVITY NO: 740-2839	$ 60,000

2019 EXPENSE	2020 BUDGET	PROJECT BUDGET	2021	2022	2023	2024	2025	2026
		A. EXPENDITURE ITEMS						
		Design and Engineering	$ —	$ —	$ —	$ —	$ —	$ —
		Construction	$ 20,000	$ —	$ 20,000	$ —	$ 20,000	$ —
$ —	$ —	TOTAL	$ 20,000	$ —	$ 20,000	$ —	$ 20,000	$ —
		B. PROJECT FINANCING						
		Water Construction	$ 20,000	$ —	$ 20,000	$ —	$ 20,000	$ —
$ —	$ —	TOTAL	$ 20,000	$ —	$ 20,000	$ —	$ 20,000	$ —

PROJECT DESCRIPTION/JUSTIFICATION

FY21 Project funding provides for the replacement of the South Plant Effluent 24" Diameter Meter, the meter was last replaced October 1997. The CIP also provides funding in later years for the replacement of Penn Valley Solids Handling Facility Pump #3, the Mt. Carmel Effluent Meter, this meter is the original meter which was installed in 1964, and replacement of the Precipitator Mixer Gear Boxes.

RELATIONSHIP TO OTHER PROJECTS

This project is not related to other capital projects

OUTCOME

Financially Responsible, High Performance City Organization: Have well maintained City infrastructure.

FUNDING RESTRICTIONS

This project may only be funded with Water Construction Funds.

DEPARTMENT: 42 - Water Department		STATE PROGRAM: 8C - Business Type	PROJECT TITLE: WTP and Pump Station Pipe Rehabilitation			YEAR FIRST SUBMITTED: 2019 ACTIVITY NO: 740-XXX		TOTAL PROJECT COST $ 20,000
2019 EXPENSE	**2020 BUDGET**	**PROJECT BUDGET**	**2021**	**2022**	**2023**	**2024**	**2025**	**2026**
		A. EXPENDITURE ITEMS						
		Design and Engineering	$ —	$ 20,000	$ —	$ —	$ —	$ —
		Construction	$ —	$ —	$ —	$ —	$ —	$ 200,000
$ —	$ —	TOTAL	$ —	$ 20,000	$ —	$ —	$ —	$ 200,000
		B. PROJECT FINANCING						
		Water Construction	$ —	$ 20,000	$ —	$ —	$ —	$ 200,000
$ —	$ —	TOTAL	$ —	$ 20,000	$ —	$ —	$ —	$ 200,000

PROJECT DESCRIPTION/JUSTIFICATION

This project provides the funding to conduct an engineering and enviromental analysis of the piping in the pipe gallery at the water treatment plant, and the Asbury and West Third Pump stations. This project also provides for construction funding associated with the piping rehabilitation. The current pipe protective coatings are starting to fail. The failure can be observed as the pipes and fasteners are beginning to corrode due to highly humid enviroment.

RELATIONSHIP TO OTHER PROJECTS

This project is not related to other capital projects

OUTCOME

Financially Responsible, High Performance City Organization: Have well maintained City infrastructure.

FUNDING RESTRICTIONS

This project may only be funded with Water Construction Funds.

DEPARTMENT: 42 - Water Department		STATE PROGRAM: 8C - Business Type	PROJECT TITLE: Pump Station Site Drainage Improvements			YEAR FIRST SUBMITTED: 2019 ACTIVITY NO: 740-XXXX		TOTAL PROJECT COST $ 15,000
2019 EXPENSE	**2020 BUDGET**	**PROJECT BUDGET**	**2021**	**2022**	**2023**	**2024**	**2025**	**2026**
		A. EXPENDITURE ITEMS						
		Design and Engineering	$ —	$ —	$ 15,000	$ —	$ —	$ —
		Construction	$ —	$ —	$ —	$ —	$ —	$ —
$ —	$ —	TOTAL	$ —	$ —	$ 15,000	$ —	$ —	$ —
		B. PROJECT FINANCING						
		Water Construction	$ —	$ —	$ 15,000	$ —	$ —	$ —
$ —	$ —	TOTAL	$ —	$ —	$ 15,000	$ —	$ —	$ —

PROJECT DESCRIPTION/JUSTIFICATION
This project provides funding for design and engineering associated with site drainage issues at College and Asbury Storage Facilities. Currently the sump pump discharge creates significant icing issues along the drive way and curb lines.

RELATIONSHIP TO OTHER PROJECTS
This project is not related to other capital projets

OUTCOME
Financially Responsible, High Performance City Organization: Have well maintained City infrastructure.

FUNDING RESTRICTIONS
This project may only be funded with Water Construction funds.

DEPARTMENT:	STATE PROGRAM:	PROJECT TITLE:	YEAR FIRST SUBMITTED:	TOTAL PROJECT COST
42 - Water Department	8C - Business Type	McFadden Farm Water Main Improvement (S. Heacock Rd from Chavenelle to Pennsylvania Ave.	2019 ACTIVITY NO: 740-XXXX	$ 693,596

2019 EXPENSE	2020 BUDGET	PROJECT BUDGET	2021	2022	2023	2024	2025	2026
		A. EXPENDITURE ITEMS						
		Design and Engineering	$ —	$ —	$ 23,000	$ 67,410	$ —	$ —
		Construction	$ —	$ —	$ 153,186	$ 450,000	$ —	$ —
$ —	$ —	TOTAL	$ —	$ —	$ 176,186	$ 517,410	$ —	$ —
		B. PROJECT FINANCING						
		Water Construction	$ —	$ —	$ 176,186	$ 517,410	$ —	$ —
$ —	$ —	TOTAL	$ —	$ —	$ 176,186	$ 517,410	$ —	$ —

PROJECT DESCRIPTION/JUSTIFICATION

This project provides funding for the installation of water main to serve the McFadden Farm Property. Funding requested in FY21 is for Phase I and includes 12" diameter water main from Chavenelle Rd North along S. Heacock to the Phase I culdesac for a total lineal footage of 1,200 feet. Funding requested in FY22 is for Phase II and includes the installation of 12" diameter water main from the Phase I culdesac to Pennsylvania Ave for a total lineal footage of 3,550 feet.

RELATIONSHIP TO OTHER PROJECTS

This project is related to the Sanitary Sewer McFadden Farm project and must be funded in the same fiscal year as that project.

OUTCOME

Robust Local Economy: Have the infrastructure and amenities to support economic development and growth: industrial/business parks, streets and utilities, air service and housing, bandwidth redundancy

FUNDING RESTRICTIONS

This project may only be funded with Water Construction Funds.

DEPARTMENT:	STATE PROGRAM:	PROJECT TITLE:	YEAR FIRST SUBMITTED:	TOTAL PROJECT COST
43 - Water & Resource Recovery Center	8C - Business Type	Final Clarifier Rehabilitation	FY 2020 ACTIVITY NO: 710-2598	$ 990,000

2019 EXPENSE	2020 BUDGET	PROJECT BUDGET	2021	2022	2023	2024	2025	2026
		A. EXPENDITURE ITEMS						
	$ 130,000	Construction	$ —	$ 800,000	$ —	$ —	$ —	$ —
		Engineering Services	$ —	$ 60,000	$ —	$ —	$ —	$ —
$ —	$ 130,000	TOTAL	$ —	$ 860,000	$ —	$ —	$ —	$ —
		B. PROJECT FINANCING						
		State Revolving Fund Loan	$ —	$ 860,000	$ —	$ —	$ —	$ —
	$ 130,000	Sanitary Sewer Construction Fund	$ —	$ —	$ —	$ —	$ —	$ —
$ —	$ 130,000	TOTAL	$ —	$ 860,000	$ —	$ —	$ —	$ —

PROJECT DESCRIPTION/JUSTIFICATION

This project allows for the rehabilitation of four final clarifiers. The project includes blasting and painting of the feed well, scum arms and blades including supports and energy dissipating baffles; replacement of the tow bar suction header; and rehabilitation of the tank walls of each of the clarifiers. The final clarifiers were originally constructed in 1974 and rehabilitated in 1994. Typical life expectancy of a rehabilitated clarifier is 20 years. Rehabilitation would extend the life of the clarifiers by 20 years.

RELATIONSHIP TO OTHER PROJECTS

This project is not related to other capital projects.

OUTCOME

Financially Responsible, High Performance City Organization: Service value for taxes and fees.

FUNDING RESTRICTIONS

This project is restricted to Sanitary Sewer Construction Funds.

DEPARTMENT: 43 - Water & Resource Recovery Center		STATE PROGRAM: 8C - Business Type	PROJECT TITLE: Lift Station SCADA Upgrades			YEAR FIRST SUBMITTED: FY 2019 ACTIVITY NO: 710-1339		TOTAL PROJECT COST $ 250,000
2019 EXPENSE	**2020 BUDGET**	**PROJECT BUDGET**	**2021**	**2022**	**2023**	**2024**	**2025**	**2026**
		A. EXPENDITURE ITEMS						
	$ 50,000	Design & Engineering	$ 10,000	$ 10,000	$ 10,000	$ 10,000	$ —	$ —
		Construction	$ 40,000	$ 40,000	$ 40,000	$ 40,000	$ —	$ —
$ —	$ 50,000	TOTAL	$ 50,000	$ 50,000	$ 50,000	$ 50,000	$ —	$ —
		B. PROJECT FINANCING						
	$ 50,000	Sanitary Sewer Construction Fund	$ 50,000	$ 50,000	$ 50,000	$ 50,000	$ —	$ —
$ —	$ 50,000	TOTAL	$ 50,000	$ 50,000	$ 50,000	$ 50,000	$ —	$ —

PROJECT DESCRIPTION/JUSTIFICATION

This project provides for a SCADA connection to all lift stations, including integration with the W&RRC SCADA system. SCADA connection to all stations, including pump status, pump starts, and flow would provide real-time information that would allow staff to respond quickly to lift-station failures. Enhanced monitoring at stations, including bar screen monitoring, vibration sensing, cameras, and audio would allow reduced staff visits to lift stations, lowering operating costs.

RELATIONSHIP TO OTHER PROJECTS

This project is not related to other capital projects.

OUTCOME

Sustainable Environment: Become a resilient city using sustainable and affordable technology for water, energy, transportation, health and wellness, discard, community engagement – a model community for the world.

FUNDING RESTRICTIONS

This project is restricted to Sanitary Sewer Construction Funds.

DEPARTMENT:	STATE PROGRAM:	PROJECT TITLE:	YEAR FIRST SUBMITTED:	TOTAL PROJECT COST
43 - Water & Resource Recovery Center	8C - Business Type	Activated Sludge Process Improvements	FY 2020 ACTIVITY NO: 710-	$ 168,000

2019 EXPENSE	2020 BUDGET	PROJECT BUDGET	2021	2022	2023	2024	2025	2026
		A. EXPENDITURE ITEMS						
		Construction	$ —	$ —	$ —	$ 70,000	$ 98,000	$ 1,092,000
$ —	$ —	TOTAL	$ —	$ —	$ —	$ 70,000	$ 98,000	$ 1,092,000
		B. PROJECT FINANCING						
		Sanitary Sewer Construction Fund	$ —	$ —	$ —	$ 70,000	$ 98,000	$ 1,092,000
$ —	$ —	TOTAL	$ —	$ —	$ —	$ 70,000	$ 98,000	$ 1,092,000

PROJECT DESCRIPTION/JUSTIFICATION

This project provides for the design and construction of modifications to the high-purity oxygen-activated sludge basins for the implementation of the MLE nitrification/denitrification process. The MLE (Modified Ludzack Ettinger) process is used for total nitrogen removal and involves an anoxic zone and an aerobic zone. In this process, there is an internal recycle from the aerobic to anoxic zone, which provides nitrate as an oxygen source at the head of the tank. The bacteria remove the oxygen from the nitrate molecule, leaving a byproduct of inert nitrogen gas. The project was originally planned to begin in FY16 with completion in FY21. The WRRC's NPDES permit has since been amended to require an addendum to the Nutrient Reduction Study submitted in 2015. The permit amendment allows the City to research new or additional treatment technologies for the reduction of nitrogen, including the implementation of practices within the watershed for the most cost-effective nitrogen removal technology. The City is required to submit, by January 1, 2022, an addendum to the 2015 Nutrient Reduction Study. The addendum must include an updated schedule for making operational changes and/or installing new or additional treatment technologies to achieve the goal of 66% reduction in total nitrogen. This project is related to Water & Resource Recovery Center: Nutrient Trading.

RELATIONSHIP TO OTHER PROJECTS

This project is not related to other capital projects.

OUTCOME

Sustainable Environment: Have clean water – ground and surface.

FUNDING RESTRICTIONS

This project is restricted to Sanitary Sewer Construction Funds.

DEPARTMENT: 43 - Water & Resource Recovery Center	STATE PROGRAM: 8C - Business Type	PROJECT TITLE: High-Strength Waste Receiving/Storage	YEAR FIRST SUBMITTED: FY 2018 ACTIVITY NO: 710-2701	TOTAL PROJECT COST $ 1,632,346

2019 EXPENSE	2020 BUDGET	PROJECT BUDGET	2021	2022	2023	2024	2025	2026
		A. EXPENDITURE ITEMS						
		Other	$ —	$ 387,200	$ —	$ —	$ —	$ —
		Construction	$ —	$ 187,171	$ 1,057,975	$ —	$ —	$ —
$ —	$ —	TOTAL	$ —	$ 574,371	$ 1,057,975	$ —	$ —	$ —
		B. PROJECT FINANCING						
		State Revolving Fund Loan	$ —	$ 574,371	$ 1,057,975	$ —	$ —	$ —
$ —	$ —	TOTAL	$ —	$ 574,371	$ 1,057,975	$ —	$ —	$ —
		C. IMPACT - OPERATIONS						
		Operating Cost (Savings)	$ —	$ —	$ 33,081	$ 33,081	$ 33,081	$ —
		Operating Revenue	$ —	$ —	$ —	$ —	$ —	$ —

PROJECT DESCRIPTION/JUSTIFICATION

The project would establish receiving and storage station dedicated to acceptance of high-strength hauled waste. The project would provide storage capacity in the form of a holding tank and associated plumbing. The cost to add only HSW receiving is estimated to be approximately $804,000 while the cost to add only FOG receiving is estimated to be approximately $1,509,000. The cost to add both HSW and FOG management facilities is estimated to be approximately $1,580,000. Other line item in expenditures identifies contingencies and technical services at 40% of project. Construction costs have increased significantly since the project was first budgeted in FY18. Current cost estimate (2021) is $1,632,346.00. The project would allow for more consistent feeding of high-strength waste to the anaerobic digesters, allowing the W&RRC to maximize biogas production, while minimizing operational upsets such as low pH conditions or foaming.

RELATIONSHIP TO OTHER PROJECTS

This project is not related to other capital projects.

OUTCOME

Robust Local Economy: Have the infrastructure and amenities to support economic development and growth: industrial/business parks, streets and utilities, air service and housing.

FUNDING RESTRICTIONS

This project is restricted to Sanitary Sewer Construction Funds.

DEPARTMENT: 43 - Water & Resource Recovery Center		STATE PROGRAM: 8C - Business Type	PROJECT TITLE: UV Disinfection System Modifications			YEAR FIRST SUBMITTED: FY 2018 ACTIVITY NO: 710-2841		TOTAL PROJECT COST $ 235,000
2019 EXPENSE	**2020 BUDGET**	**PROJECT BUDGET**	**2021**	**2022**	**2023**	**2024**	**2025**	**2026**
		A. EXPENDITURE ITEMS						
		Design & Engineering	$ 10,000	$ —	$ —	$ —	$ —	$ —
		Construction	$ 225,000	$ —	$ —	$ —	$ —	$ —
$ —	$ —	TOTAL	$ 235,000	$ —	$ —	$ —	$ —	$ —
		B. PROJECT FINANCING						
		Sanitary Sewer Construction Fund	$ 235,000	$ —	$ —	$ —	$ —	$ —
$ —	$ —	TOTAL	$ 235,000	$ —	$ —	$ —	$ —	$ —

PROJECT DESCRIPTION/JUSTIFICATION

This project provides for improvements to the Ultraviolet Disinfection System. The project includes replacement of electronic components, and addresses some environmental concerns such as sun and cottonwood tree seed with the construction of a shelter and screening. During the 2016 disinfection season, weaknesses in the system resulted in three incidents of non-compliance. Investigation into the causes of the incidents has identified opportunitiesto upgrade to more robust electronics (which were not available at the time of purchase of the system) and to better protect the system from the elements. These modifications will improve reliability and ability to meet discharge limits.

RELATIONSHIP TO OTHER PROJECTS

This project is not related to other capital projects.

OUTCOME

Sustainable Environment: Become a resilient city using sustainable and affordable technology for water, energy, transportation, health and wellness, discard, community engagement – a model community for the world.

FUNDING RESTRICTIONS

This project is restricted to Sanitary Sewer Construction Funds.

DEPARTMENT:	STATE PROGRAM:	PROJECT TITLE:	YEAR FIRST SUBMITTED:	TOTAL PROJECT COST
43 - Water & Resource Recovery Center	8C - Business Type	Pump Trailer	FY21	$ 110,000
			ACTIVITY NO: 710-2840	

2019 EXPENSE	2020 BUDGET	PROJECT BUDGET	2021	2022	2023	2024	2025	2026
		A. EXPENDITURE ITEMS						
		Construction	$ 110,000	$ —	$ —	$ —	$ —	$ —
$ —	$ —	TOTAL	$ 110,000	$ —	$ —	$ —	$ —	$ —
		B. PROJECT FINANCING						
		Sanitary Sewer Construction Fund	$ 110,000	$ —	$ —	$ —	$ —	$ —
$ —	$ —	TOTAL	$ 110,000	$ —	$ —	$ —	$ —	$ —

PROJECT DESCRIPTION/JUSTIFICATION

This project provides a trailer-mounted, diesel-powered, hydraulic slurry agitating/pumping package. The WRRC currently rents this type of pump from a contractor at a cost of $70 per day. The rental pump is primarily used to convey wet weather wastewater flows from the Catfish Creek Lift Station to the WRRC, and has also been used for anaerobic digester cleanout and primary clarifier dewatering/cleaning. Purchase of this portable pump unit would eliminate an annual pump rental cost of up to $25,000 per year, and reduce the need for contracted pumping services. In addition to pumping wet weather flows from Catfish Creek Lift Station to the WRRC, the pump will be used for digester cleaning, primary clarifier cleaning, activated sludge plant dewatering, lift station cleaning, and other tasks requiring agitation and pumping of liquids with high solids content. Purchase of this pump would reduce Machinery and Equipment operational expense by $50,000.00 per year.

RELATIONSHIP TO OTHER PROJECTS

This project is not related to other capital projects.

OUTCOME

Sustainable Environment: Become a resilient city using sustainable and affordable technology for water, energy, transportation, health and wellness, discard, community engagement – a model community for the world.

FUNDING RESTRICTIONS

This project is restricted to Sanitary Sewer Construction Funds.

DEPARTMENT:	STATE PROGRAM:	PROJECT TITLE:	YEAR FIRST SUBMITTED:	TOTAL PROJECT COST
51 - Airport	2C - Public Works	Replace DJC Hangar Floor Coating	FY 2019 ACTIVITY NO: 390-2008	$ 41,000

2019 EXPENSE	2020 BUDGET	PROJECT BUDGET	2021	2022	2023	2024	2025	2026
		A. EXPENDITURE ITEMS						
		Construction	$ 41,000	$ —	$ —	$ —	$ —	$ —
$ —	$ —	TOTAL	$ 41,000	$ —	$ —	$ —	$ —	$ —
		B. PROJECT FINANCING						
		Sales Tax Fund (20%)	$ 41,000	$ —	$ —	$ —	$ —	$ —
$ —	$ —	TOTAL	$ 41,000	$ —	$ —	$ —	$ —	$ —

PROJECT DESCRIPTION/JUSTIFICATION
This project will involve removing the existing coating, repairing cracks and holes and applying coating to seal, protect and extend the life of the existing concrete floor. The Jet Center Hangar is used for storing large based corporate aircraft.

RELATIONSHIP TO OTHER PROJECTS
This project is not related to other capital projects.

OUTCOME
Robust Local Economy: Have the infrastructure and amenities to support economic development and growth: industrial/business parks, streets and utilities, air service and housing.

FUNDING RESTRICTIONS
This project may only be funded by Sales Tax Fund (20%) or DRA Distribution/Gaming.

DEPARTMENT: 51 - Airport		STATE PROGRAM: 2C - Public Works	PROJECT TITLE: Terminal Vehicle Wash Facility			YEAR FIRST SUBMITTED: FY 2019 ACTIVITY NO: 390-2788		TOTAL PROJECT COST $ 227,750
2019 EXPENSE	**2020 BUDGET**	**PROJECT BUDGET**	**2021**	**2022**	**2023**	**2024**	**2025**	**2026**
		A. EXPENDITURE ITEMS						
		Design	$ —	$ —	$ —	$ —	$ —	$ —
		Construction	$ 227,750	$ —	$ —	$ —	$ —	$ —
$ —	$ —	TOTAL	$ 227,750	$ —	$ —	$ —	$ —	$ —
		B. PROJECT FINANCING						
		CSVI Funds	$ 72,750	$ —	$ —	$ —	$ —	$ —
		CFC Funds	$ 155,000	$ —	$ —	$ —	$ —	$ —
$ —	$ —	TOTAL	$ 227,750	$ —	$ —	$ —	$ —	$ —
		C. IMPACT - OPERATIONS						
		Operating Cost (Savings)	$ —	$ —	$ —	$ —	$ —	$ —
		Operating Revenue	$ —	$ —	$ 8,600	$ 1,500	$ 1,500	$ 1,500

PROJECT DESCRIPTION/JUSTIFICATION
Replace the existing vehicle wash located on the general aviation side of the airport with a vehicle wash near the recently constructed commercial service terminal building. This facility will consist of two self-serve wash bays and will be utilized by rental car agencies and airfield tenants.

RELATIONSHIP TO OTHER PROJECTS
This project is not related to other capital projects.

OUTCOME
Robust Local Economy: Have the infrastructure and amenities to support economic development and growth; industrial/business parks, streets and utilities, air service and housing.

FUNDING RESTRICTIONS
This will be funded by Customer Facility Charges (Rental Cars) and State Commercial Service Vertical Infrastructure funds (CSVI).

DEPARTMENT: 51 - Airport		STATE PROGRAM: 2C - Public Works	PROJECT TITLE: Reconstruct Taxiway Alpha			YEAR FIRST SUBMITTED: FY 2018 ACTIVITY NO: 390-2842		TOTAL PROJECT COST $ 12,679,800
2019 EXPENSE	**2020 BUDGET**	**PROJECT BUDGET**	**2021**	**2022**	**2023**	**2024**	**2025**	**2026**
		A. EXPENDITURE ITEMS						
		Design & Engineering	$ 350,000	$ 712,500	$ 787,500	$ 375,000	$ —	$ —
		Construction	$ —	$ 3,990,000	$ 4,364,800	$ 2,100,000	$ —	$ —
$ —	$ —	TOTAL	$ 350,000	$ 4,702,500	$ 5,152,300	$ 2,475,000	$ —	$ —
		B. PROJECT FINANCING						
		FAA Entitlement Funds	$ 315,000	$ 1,634,800	$ 1,000,000	$ 946,728	$ —	$ —
		FAA Discretionary Funds	$ —	$ 2,640,200	$ 3,725,000	$ 1,303,272	$ —	$ —
		Sales Tax Fund (20%)	$ —	$ —	$ —	$ 225,000	$ —	$ —
		DRA Distribution	$ 35,000	$ 427,500	$ —	$ —	$ —	$ —
		G.O. Debt (Sales Tax Fund 20%)	$ —	$ —	$ 427,300	$ —	$ —	$ —
$ —	$ —	TOTAL	$ 350,000	$ 4,702,500	$ 5,152,300	$ 2,475,000	$ —	$ —

PROJECT DESCRIPTION/JUSTIFICATION

This will provide for rehabilitating Taxiway Alpha. The preliminary design phase for the rehabilitation of Taxiway Alpha including planning, schematic design and environmental assessment will be completed in FY21. Construction on Taxiway Alpha SE (between Runway 31 approach end to Taxiway Charlie) to include all aspects of taxiway reconstruction,including finish grading, drainage, under drains, paving, airfield lighting, marking and turfing, will be completed in FY22. Construction on Taxiway Alpha NW (between Runway 13 to Taxiway Delta) to include all aspects of taxiway reconstruciton, including finish grading, drainage, under drains, paving, airfield lighting, marking and turfing, will be completed in FY23. Taxiway Alpha Center (between Taxiways Delta and Charlie) ramp construction will be completed in FY24 including finish grading, drainage, under drains, paving, airfield lighting, marking and turfing to finish this project.

RELATIONSHIP TO OTHER PROJECTS

This project is not related to other capital projects.

OUTCOME

Robust Local Economy: Have the infrastructure and amenities to support economic development and growth: industrial/business parks, streets and utilities, air service and housing.

FUNDING RESTRICTIONS

This project may only be funded by Sales Tax Fund (20%) or DRA Funding and FAA funds.

DEPARTMENT: 51 - Airport		STATE PROGRAM: 2C - Public Works	PROJECT TITLE: Aviation Fueling Facilities NFPA Update			YEAR FIRST SUBMITTED: FY 2019 ACTIVITY NO: 390-1503		TOTAL PROJECT COST $ 54,050
2019 EXPENSE	**2020 BUDGET**	**PROJECT BUDGET**	**2021**	**2022**	**2023**	**2024**	**2025**	**2026**
		A. EXPENDITURE ITEMS						
		Equipment	$ 54,050	$ —	$ —	$ —	$ —	$ —
$ —	$ —	TOTAL	$ 54,050	$ —	$ —	$ —	$ —	$ —
		B. PROJECT FINANCING						
		DRA Distribution	$ 54,050	$ —	$ —	$ —	$ —	$ —
$ —	$ —	TOTAL	$ 54,050	$ —	$ —	$ —	$ —	$ —

PROJECT DESCRIPTION/JUSTIFICATION
Per NFPA regulation 407, 5.1.12.1 - 5.1.12.4 "all new and existing aviation fueling facilities shall be equipped with an automatic shutdown system that stops the tank loading operation when the fuel servicing vehicle tank is full." The Airport currently has 3 aviation fuel tanks and 4 aviation fuel trucks that would need to be updated to be in compliance with this mandatory regulation before June 2, 2021.

RELATIONSHIP TO OTHER PROJECTS
This project is not related to other capital projects.

OUTCOME
Robust Local Economy: Have the infrastructure and amenities to support economic development and growth: industrial/business parks, streets and utilities, air service and housing.

FUNDING RESTRICTIONS
This project may only be funded by Sales Tax Fund (20%) or DRA Funding.

DEPARTMENT: 51 - Airport		STATE PROGRAM: 2C - Public Works	PROJECT TITLE: Pavement Condition Study (PCN)			YEAR FIRST SUBMITTED: FY 2012 ACTIVITY NO: 390-1060		TOTAL PROJECT COST $ 103,472
2019 EXPENSE	**2020 BUDGET**	**PROJECT BUDGET**	**2021**	**2022**	**2023**	**2024**	**2025**	**2026**
		A. EXPENDITURE ITEMS						
		Service Contract	$ 50,200	$ —	$ —	$ 53,272	$ —	$ —
$ —	$ —	TOTAL	$ 50,200	$ —	$ —	$ 53,272	$ —	$ —
		B. PROJECT FINANCING						
		FAA Entitlement Funds	$ 45,180	$ —	$ —	$ 47,945	$ —	$ —
		DRA Distribution	$ 5,020	$ —	$ —	$ 5,327	$ —	$ —
$ —	$ —	TOTAL	$ 50,200	$ —	$ —	$ 53,272	$ —	$ —

PROJECT DESCRIPTION/JUSTIFICATION
This project provides for the Pavement Condition Study (PCN), which is a method used to obtain a value for airfield pavements through a visual survey of the pavement. The PCN is a numerical rating of the pavement condition that can be used on both asphalt and concrete surfaces. This was adopted by the FAA to determine pavement conditions on areas financed by the FAA (namely airside) to assure they are being adequately maintained to reach their full life expectancy and to program the nationwide replacement of such pavements. This PCN is required every three years by the FAA.

RELATIONSHIP TO OTHER PROJECTS
This project is not related to other capital projects.

OUTCOME
Robust Local Economy: Have the infrastructure and amenities to support economic development and growth: industrial/business parks, streets and utilities, air service and housing.

FUNDING RESTRICTIONS
This project may only be funded by Sales Tax Fund (20%) or DRA Funding.

DEPARTMENT: 51 - Airport		STATE PROGRAM: 2C - Public Works	PROJECT TITLE: Asphalt Pavement Repair			YEAR FIRST SUBMITTED: FY 2016 ACTIVITY NO: 390-2664		TOTAL PROJECT COST $ 150,000
2019 EXPENSE	**2020 BUDGET**	**PROJECT BUDGET**	**2021**	**2022**	**2023**	**2024**	**2025**	**2026**
		A. EXPENDITURE ITEMS						
		Design & Engineering	$ —	$ 15,000	$ —	$ —	$ —	$ —
		Construction	$ —	$ 135,000	$ —	$ —	$ —	$ —
$ —	$ —	TOTAL	$ —	$ 150,000	$ —	$ —	$ —	$ —
		B. PROJECT FINANCING						
		DRA Distribution	$ —	$ 150,000	$ —	$ —	$ —	$ —
$ —	$ —	TOTAL	$ —	$ 150,000	$ —	$ —	$ —	$ —

PROJECT DESCRIPTION/JUSTIFICATION
This will provide for asphalt repairs for all the Airport land side paved areas as needed. These projects are coordinated with the Engineering Department to determine which repairs are needed. If funded, the next project would be to repair/replace the concrete at the Jet Center Building parking lot used by customers of the Jet Center. FY2025 funding will provide for pavement repair to the corporate hangar parking area.

RELATIONSHIP TO OTHER PROJECTS
This project is not related to other capital projects.

OUTCOME
Robust Local Economy: Have the infrastructure and amenities to support economic development and growth: industrial/business parks, streets and utilities, air service and housing.

FUNDING RESTRICTIONS
This project may only be funded by Sales Tax Fund (20%) or DRA Funding.

DEPARTMENT:	STATE PROGRAM:	PROJECT TITLE:	YEAR FIRST SUBMITTED:	TOTAL PROJECT COST
51 - Airport	2C - Public Works	Perimeter Fence Improvements	FY 2018 ACTIVITY NO: 390-1497	$ 13,575

2019 EXPENSE	2020 BUDGET	PROJECT BUDGET	2021	2022	2023	2024	2025	2026
		A. EXPENDITURE ITEMS						
$ 2,471	$ 1,104	Construction	$ —	$ 10,000	$ —	$ —	$ —	$ —
$ 2,471	$ 1,104	TOTAL	$ —	$ 10,000	$ —	$ —	$ —	$ —
		B. PROJECT FINANCING						
$ 2,471	$ 1,104	Sales Tax Fund (20%)	$ —	$ 10,000	$ —	$ —	$ —	$ —
$ 2,471	$ 1,104	TOTAL	$ —	$ 10,000	$ —	$ —	$ —	$ —

PROJECT DESCRIPTION/JUSTIFICATION

This will provide for replacing damaged sections of the Airport perimeter fence and security gates. The current Airport perimeter fence was replaced in 1994 and is 8 foot high with 3 strands of barb wire, encompasses the entire airfield area and is over 6 miles long. The fence provides necessary airfield security and wildlife control. The security gate by the existing fuel farm and maintenance building will be replaced.

RELATIONSHIP TO OTHER PROJECTS

This project is not related to other capital projects.

OUTCOME

Connected Community: Air service access to major hub.

FUNDING RESTRICTIONS

This project may only be funded by Sales Tax Fund (20%) or DRA Funding.

DEPARTMENT:	STATE PROGRAM:	PROJECT TITLE:	YEAR FIRST SUBMITTED:	TOTAL PROJECT COST
51 - Airport	2C - Public Works	Corporate Hangar Facilities Maintenance	FY 2017 ACTIVITY NO: 390-2008	$ 63,052

2019 EXPENSE	2020 BUDGET	PROJECT BUDGET	2021	2022	2023	2024	2025	2026
		A. EXPENDITURE ITEMS						
$ 23,052		Construction	$ —	$ 20,000	$ —	$ 20,000	$ —	$ —
$ 23,052	$ —	TOTAL	$ —	$ 20,000	$ —	$ 20,000	$ —	$ —
		B. PROJECT FINANCING						
$ 23,052		Sales Tax Fund (20%)	$ —	$ 20,000	$ —	$ 20,000	$ —	$ —
$ 23,052	$ —	TOTAL	$ —	$ 20,000	$ —	$ 20,000	$ —	$ —

PROJECT DESCRIPTION/JUSTIFICATION
This project provides for rehabilitation of existing corporate hangars and buildings. Rehabilitation would include large corporate hangars as well as existing leased T-hangars as they continue to age and will need structural repairs such as roofing, heating, flooring and door repairs/replacement.

RELATIONSHIP TO OTHER PROJECTS
This project is not related to other capital projects.

OUTCOME
Robust Local Economy: Retain, expand and grow local businesses, attract new businesses to provide a more diverse tax base and job opportunities.

FUNDING RESTRICTIONS
This project may only be funded by Sales Tax Fund (20%) or DRA Funding.

DEPARTMENT: 51 - Airport		STATE PROGRAM: 2C - Public Works	PROJECT TITLE: Storm Drain Improvements			YEAR FIRST SUBMITTED: FY 2018 ACTIVITY NO: 390-2662		TOTAL PROJECT COST $ 20,000
2019 EXPENSE	**2020 BUDGET**	**PROJECT BUDGET**	**2021**	**2022**	**2023**	**2024**	**2025**	**2026**
		A. EXPENDITURE ITEMS						
		Construction	$ —	$ —	$ —	$ 20,000	$ —	$ —
$ —	$ —	TOTAL	$ —	$ —	$ —	$ 20,000	$ —	$ —
		B. PROJECT FINANCING						
		Sales Tax Fund (20%)	$ —	$ —	$ —	$ 20,000	$ —	$ —
$ —	$ —	TOTAL	$ —	$ —	$ —	$ 20,000	$ —	$ —

PROJECT DESCRIPTION/JUSTIFICATION
This will provide for storm drain improvements both on the airfield and land side areas. Currently there are storm drains that were installed as long ago as the 1950's.These are causing sinkholes and are in need of replacement. There are currently drains needing improvements located on the airfield, next to the corporate hangar area, FAA offices, the University of Dubuque, Aircraft Tower and in the FBO parking lot.

RELATIONSHIP TO OTHER PROJECTS
This project is not related to other capital projects.

OUTCOME
Connected Community: Air service access to major hub.

FUNDING RESTRICTIONS
This project may only be funded by Sales Tax Fund (20%) or DRA Funding.

DEPARTMENT: 51 - Airport		STATE PROGRAM: 2C - Public Works	PROJECT TITLE: Extend Runway 18/36			YEAR FIRST SUBMITTED: FY 2018 ACTIVITY NO: 390		TOTAL PROJECT COST $ 268,000
2019 EXPENSE	**2020 BUDGET**	**PROJECT BUDGET**	**2021**	**2022**	**2023**	**2024**	**2025**	**2026**
		A. EXPENDITURE ITEMS						
		Design & Engineering	$ —	$ —	$ —	$ —	$ 268,000	$ 268,000
$ —	$ —	TOTAL	$ —	$ —	$ —	$ —	$ 268,000	$ 268,000
		B. PROJECT FINANCING						
		FAA Entitlement Funds	$ —	$ —	$ —	$ —	$ 241,200	$ 241,200
		Sales Tax Fund (20%)	$ —	$ —	$ —	$ —	$ 26,800	$ 26,800
$ —	$ —	TOTAL	$ —	$ —	$ —	$ —	$ 268,000	$ 268,000

PROJECT DESCRIPTION/JUSTIFICATION
This project will consist of a preliminary design phase for the extension of runway 18/36 including planning, schematic design, and environmental assessment before construction will begin.

RELATIONSHIP TO OTHER PROJECTS
This project is not related to other capital projects.

OUTCOME
Robust Local Economy: Have the infrastructure and amenities to support economic development and growth: industrial/business parks, streets and utilities, air service and housing.

FUNDING RESTRICTIONS
This project may only be funded by Sales Tax Fund (20%) or DRA Distribution/Gaming

DEPARTMENT:	STATE PROGRAM:	PROJECT TITLE:	YEAR FIRST SUBMITTED:	TOTAL PROJECT COST
54 - Public Works	2C - Public Works	Asphalt Milling Program	FY 2000	
			ACTIVITY NO: 300-1230	
			250-1230	$ 572,971

2019 EXPENSE	2020 BUDGET	PROJECT BUDGET	2021	2022	2023	2024	2025	2026
		A. EXPENDITURE ITEMS						
$ 42,555	$ 96,916	Construction	$ 82,500	$ 84,000	$ 87,000	$ 88,000	$ 92,000	$ 94,300
$ 42,555	$ 96,916	TOTAL	$ 82,500	$ 84,000	$ 87,000	$ 88,000	$ 92,000	$ 94,300
		B. PROJECT FINANCING						
$ 42,555	$ 96,916	Sales Tax Fund (30%)	$ 82,500	$ 84,000	$ 87,000	$ 88,000	$ 92,000	$ 94,300
$ 42,555	$ 96,916	TOTAL	$ 82,500	$ 84,000	$ 87,000	$ 88,000	$ 92,000	$ 94,300

PROJECT DESCRIPTION/JUSTIFICATION

This project provides funds for the milling of five (5) centerline miles of asphalt streets annually. The milled streets are then paved by City crews from the Public Works Department each year. This project provides for the hiring of a private milling contractor to grind a full-street-width pass to remove up to 2 inches of old asphalt from the street. The millings are then loaded onto City trucks and hauled to a local asphalt plant to be recycled into new hot mix asphalt. All milling is done by a private contractor with cleanup, hauling and repaving of the streets completed by Public Works department crews. Over the past twenty-five years, the Public Works Department has made great progress in improving Dubuque's street system by completing overlay projects on 225.95 centerline miles of asphalt streets. Since January 1, 2014, the City has been required to construct or reconstruct virtually all curb ramps at all street intersections and crosswalks included in the annual asphalt overlay program. While this project has been cut 50% from the previous standard of ten (10) centerline mile milling program to the current five (5) centerline mile program, this project can be expanded as savings from a previous fiscal year becomes available.

RELATIONSHIP TO OTHER PROJECTS

This project is related to the curb ramp program CIP #250-1227, 300-1227.

OUTCOME

Connected Community: Better conditions of streets and sidewalk with eliminated obstructions and improved visibility.

FUNDING RESTRICTIONS

This project is restricted to Sales Tax Fund (30%) and Road Use Tax Fund.

DEPARTMENT:	STATE PROGRAM:	PROJECT TITLE:	YEAR FIRST SUBMITTED:	TOTAL PROJECT COST
54 - Public Works	2C - Public Works	Curb Ramp Program	FY 2006	
			ACTIVITY NO: 300-1227	
			250-1227	$ 2,829,504

2019 EXPENSE	2020 BUDGET	PROJECT BUDGET	2021	2022	2023	2024	2025	2026
		A. EXPENDITURE ITEMS						
$ 30,237	$ 395,520	Engineering Services	$ 33,371	$ 23,556	$ 33,371	$ 33,371	$ 33,371	$ 34,629
$ 215,469	$ 389,704	Construction	$ 390,203	$ 276,444	$ 366,629	$ 391,629	$ 216,629	$ 441,020
$ 245,706	$ 785,224	TOTAL	$ 423,574	$ 300,000	$ 400,000	$ 425,000	$ 250,000	$ 475,649
		B. PROJECT FINANCING						
$ 245,706	$ 785,224	Sales Tax Fund (30%)	$ 423,574	$ 300,000	$ 400,000	$ 425,000	$ 250,000	$ 475,649
$ 245,706	$ 785,224	TOTAL	$ 423,574	$ 300,000	$ 400,000	$ 425,000	$ 250,000	$ 475,649

PROJECT DESCRIPTION/JUSTIFICATION

This project provides funds for an annual program to install curb ramps at various locations throughout the city. This program is managed by the Engineering Department and coordinated with the Public Works Department's five centerline mile asphalt overlay program. In July of 2013, the Iowa Department of Transportation (IDOT) received additional information from the federal Department of Justice further clarifying what constitutes resurfacing. Based on these clarifications, as of January 1, 2014 any alterations to an existing street's crosswalk, including asphalt resurfacing and "mill and fill" projects, require that existing curb ramps adhere to the latest ADA standards. While many of these corners have existing ramps, only a few of Dubuque's streets and alleys have curb ramps that meet current ADA standards. This project ensures that each intersection would be retrofitted with ADA-mandated curb ramps when a street receives a maintenance overlay. With the installation and upgrade to the ADA curb ramps as part of the asphalt overlay program, we improve accessibility for those with disabilities in our community as well as pedestrians seeking to travel the streets and sidewalks safely.

RELATIONSHIP TO OTHER PROJECTS

This project is related to the Asphalt Milling Program CIP # 250-1230 and 300-1230.

OUTCOME

Connected Community: Better conditions of streets and sidewalk with eliminated obstructions and improved visibility.

FUNDING RESTRICTIONS

This project is restricted to Sales Tax Fund (30%) and Road Use Tax Fund.

DEPARTMENT:	STATE PROGRAM:	PROJECT TITLE:	YEAR FIRST SUBMITTED:	TOTAL PROJECT COST
54 - Public Works	2C - Public Works	Floodwall Post-Flood Repair Program	FY 2000 ACTIVITY NO: 300-1445	$ 212,531

2019 EXPENSE	2020 BUDGET	PROJECT BUDGET	2021	2022	2023	2024	2025	2026
		A. EXPENDITURE ITEMS						
$ 11,031	$ 81,500	Construction	$ 20,000	$ 25,000	$ 25,000	$ 25,000	$ 25,000	$ 25,000
$ 11,031	$ 81,500	TOTAL	$ 20,000	$ 25,000	$ 25,000	$ 25,000	$ 25,000	$ 25,000
		B. PROJECT FINANCING						
$ 11,031	$ 81,500	Sales Tax Fund (30%)	$ 20,000	$ 25,000	$ 25,000	$ 25,000	$ 25,000	$ 25,000
$ 11,031	$ 81,500	TOTAL	$ 20,000	$ 25,000	$ 25,000	$ 25,000	$ 25,000	$ 25,000

PROJECT DESCRIPTION/JUSTIFICATION

This project provides for an annual program to perform post-flood repairs and Corps of Engineers required maintenance along the City's control protection system. This project supplements the Public Works Department's floodwall operations activity (10054340) budget by providing funding that would allow for post-flood and Corps of Engineers required infrastructure repairs. As the floodwall's infrastructure ages and the frequency of flood events continues to increase, the almost-regular need for extraordinary repairs also has increased. This appropriation request would provide adequate funds to perform timely repairs, which in turn assures the integrity of the flood control system. Repairs may include rip-rap replacement, pump overhauls, gate repairs, floodwall and level repairs, dredging, debris removal, and associated storm sewer outlet remedial work.

RELATIONSHIP TO OTHER PROJECTS

This project is not related to other capital projects.

OUTCOME

Sustainable Environment: Reduce the potential flooding through flood plain management, mitigation and protection.

FUNDING RESTRICTIONS

This project is restricted to Sales Tax Fund (30%) and Stormwater Construction Fund.

DEPARTMENT:	STATE PROGRAM:	PROJECT TITLE:	YEAR FIRST SUBMITTED:	TOTAL PROJECT COST
54 - Public Works	2C - Public Works	Curb Replacement Program	FY 2000 ACTIVITY NO: 300-1226	$ 146,621

2019 EXPENSE	2020 BUDGET	PROJECT BUDGET	2021	2022	2023	2024	2025	2026
		A. EXPENDITURE ITEMS						
$ 7,878	$ 28,743	Construction	$ 20,000	$ 20,000	$ 25,000	$ 25,000	$ 20,000	$ 25,000
$ 7,878	$ 28,743	TOTAL	$ 20,000	$ 20,000	$ 25,000	$ 25,000	$ 20,000	$ 25,000
		B. PROJECT FINANCING						
$ 7,878	$ 28,743	Sales Tax Fund (30%)	$ 20,000	$ 20,000	$ 25,000	$ 25,000	$ 20,000	$ 25,000
$ 7,878	$ 28,743	TOTAL	$ 20,000	$ 20,000	$ 25,000	$ 25,000	$ 20,000	$ 25,000

PROJECT DESCRIPTION/JUSTIFICATION

This project provides for an annual program to replace approximately 800 lineal feet of curb and gutter and related pavement at various locations throughout the city. Priority is given to streets scheduled for the Public Works Department's asphalt paving program, projects associated with improvements to sidewalks and driveways by homeowners. All work is done by private contractors. This project supplements the Public Works Department's regular curb reconstruction program. There are many streets in Dubuque that have good driving surfaces but have badly deteriorated limestone or concrete curbing. This program provides for hiring private contractors to replace curbing in poor condition on streets that are not scheduled, or anticipated to be scheduled, for reconstruction or sidewalk inspection. Priority is given to replacing poor curbing on good streets. On any given year, the Public Works Department receives curb replacement requests that usually total from 2,000 to 3,000 lineal feet. Public Works crews average approximately 2,000 feet of curb reconstruction annually. This appropriation request is intended to prevent any further backlog of workload. In turn, customer satisfaction should increase as the City's response time is reduced.

RELATIONSHIP TO OTHER PROJECTS

This project is not related to other capital projects.

OUTCOME

Livable Neighborhoods and Housing: Increase the visual appeal and beauty of the city with attractive gateways, corridors, neighborhoods, homes and businesses.

FUNDING RESTRICTIONS

This project is restricted to Sales Tax Fund (30%) and Road Use Tax Fund.

DEPARTMENT:	STATE PROGRAM:	PROJECT TITLE:	YEAR FIRST SUBMITTED:	TOTAL PROJECT COST
54 - Public Works	2C - Public Works	Steps, Hand Railings and Wall-Top Fencing Program	FY 2000 ACTIVITY NO: 300-1432	$ 65,000

2019 EXPENSE	2020 BUDGET	PROJECT BUDGET	2021	2022	2023	2024	2025	2026
		A. EXPENDITURE ITEMS						
	$ 10,000	Construction	$ —	$ —	$ 10,000	$ 25,000	$ 20,000	$ 25,000
$ —	$ 10,000	TOTAL	$ —	$ —	$ 10,000	$ 25,000	$ 20,000	$ 25,000
		B. PROJECT FINANCING						
	$ 10,000	Sales Tax Fund (30%)	$ —	$ —	$ 10,000	$ 25,000	$ 20,000	$ 25,000
$ —	$ 10,000	TOTAL	$ —	$ —	$ 10,000	$ 25,000	$ 20,000	$ 25,000

PROJECT DESCRIPTION/JUSTIFICATION

This project provides for repairing, replacing, and/or installing hand railings, staircases, and wall-top fencing on City properties. Due to its hilly terrain, Dubuque's infrastructure includes many large retaining walls and pedestrian staircases. While many of the walls are in good condition, many staircases, and the accompanying metal hand railings are not. Also, citizens and staff have become aware and concerned regarding securing the tops of tall City walls. The purpose of this program is to facilitate timely remedial action as staff is made aware of needs or deficiencies. Private contractors would perform the work under the direction of the Engineering Department or Public Works Department.

RELATIONSHIP TO OTHER PROJECTS

This project is not related to other capital projects.

OUTCOME

Connected Community: Better conditions of streets and sidewalk with eliminated obstructions and improved visibility.

FUNDING RESTRICTIONS

This project is restricted to Sales Tax Fund (30%).

DEPARTMENT:	STATE PROGRAM:	PROJECT TITLE:	YEAR FIRST SUBMITTED:	TOTAL PROJECT COST
54 - Public Works	2C - Public Works	Street Sign and Post Replacement Project	FY 2008 ACTIVITY NO: 250-1938 300-1938	$ 55,000

2019 EXPENSE	2020 BUDGET	PROJECT BUDGET	2021	2022	2023	2024	2025	2026
		A. EXPENDITURE ITEMS						
		Signage	$ —	$ 10,000	$ 15,000	$ 15,000	$ 15,000	$ 15,000
$ —	$ —	TOTAL	$ —	$ 10,000	$ 15,000	$ 15,000	$ 15,000	$ 15,000
		B. PROJECT FINANCING						
		Sales Tax Fund (30%)	$ —	$ 10,000	$ 15,000	$ 15,000	$ 15,000	$ 15,000
$ —	$ —	TOTAL	$ —	$ 10,000	$ 15,000	$ 15,000	$ 15,000	$ 15,000

PROJECT DESCRIPTION/JUSTIFICATION

This project provides funds to replace traffic and street name signs, along with rusted and/or twisted street and traffic sign posts and poles, located along street right-of-way throughout the city. Progress has been made over the the past years to replace street name signs with new signs that meet federal requirements for size and reflectivity, as required by the Federal Manual on Uniform Traffic Control Devices. However, regulatory, warning, and ground-mounted guide signs must be more reflective than many of the City's current signs are. While all compliance dates for replacing sub-standard signs have been removed from the Federal Register, the responsibility to upgrade replacement signs to the new standard has not been diminished. Therefore, all new signs that are installed must meet the new standards. This project also provides for the replacement of older sign posts and poles with new powder-coat-painted channel posts, square tubing galvanized posts or 2" poles. Galvanized or powder-coated sign posts and poles are much more resistant to corrosion and discoloration due to abrasion, winter weather, exposure to chlorides, and UV rays. Replacing Dubuque's substandard signs, and concurrently replacing the old sign posts and poles, would significantly improve public right-of-way aesthetics.

RELATIONSHIP TO OTHER PROJECTS

This project is not related to other capital projects.

OUTCOME

Livable Neighborhoods and Housing: Increase the visual appeal and beauty of the city with attractive gateways, corridors, neighborhoods, homes and businesses.

FUNDING RESTRICTIONS

This project is restricted to Sales Tax Fund (30%) and Road Use Tax Fund.

DEPARTMENT: 54 - Public Works		STATE PROGRAM: 2C - Public Works	PROJECT TITLE: Concrete Street Section Repair Program			YEAR FIRST SUBMITTED: FY 1995 ACTIVITY NO: 300-1006		TOTAL PROJECT COST $ 142,838
2019 EXPENSE	**2020 BUDGET**	**PROJECT BUDGET**	**2021**	**2022**	**2023**	**2024**	**2025**	**2026**
		A. EXPENDITURE ITEMS						
	$ 7,838	Engineering Services	$ 5,000	$ 5,000	$ 5,000	$ 5,000	$ 5,000	$ 10,000
	$ 20,000	Construction	$ 15,000	$ 20,000	$ 20,000	$ 20,000	$ 15,000	$ 40,000
$ —	$ 27,838	TOTAL	$ 20,000	$ 25,000	$ 25,000	$ 25,000	$ 20,000	$ 50,000
		B. PROJECT FINANCING						
	$ 27,838	Sales Tax Fund (30%)	$ 20,000	$ 25,000	$ 25,000	$ 25,000	$ 20,000	$ 50,000
$ —	$ 27,838	TOTAL	$ 20,000	$ 25,000	$ 25,000	$ 25,000	$ 20,000	$ 50,000

PROJECT DESCRIPTION/JUSTIFICATION

This project provides for hiring private contractors to remove and replace, or assist the Public Works Department in removing and replacing, deteriorated concrete panels in concrete streets. All work is closely coordinated with, or under the direction of, the Engineering Department and its street reconstruction program. Many concrete streets in the city are in need of full depth concrete section replacement. Defects such as offset or spalling transverse joints create a poor riding surface. Surface and joint defects usually lead to other pavement deformation, such as pavement blow ups, settlements, cracks, and/or potholes. Timely panel replacements and section repairs extend the life of these concrete streets and usually preclude the need for asphalt overlays or total reconstruction projects.

RELATIONSHIP TO OTHER PROJECTS

This project is not related to other capital projects.

OUTCOME

Connected Community: Better conditions of streets and sidewalk with eliminated obstructions and improved visibility.

FUNDING RESTRICTIONS

This project is restricted to Sales Tax Fund (30%) and Road Use Tax Fund.

DEPARTMENT:	STATE PROGRAM:	PROJECT TITLE:	YEAR FIRST SUBMITTED:	TOTAL PROJECT COST
54 - Public Works	2C - Public Works	56,000 Gross Vehicle Weight Dump Truck Replacement	FY 2000	
			ACTIVITY NO: 300-2039	
			250-2039	$ 1,187,514

2019 EXPENSE	2020 BUDGET	PROJECT BUDGET	2021	2022	2023	2024	2025	2026
		A. EXPENDITURE ITEMS						
	$ 605,878	Equipment	$ 215,000	$ —	$ —	$ —	$ 366,636	$ —
$ —	$ 605,878	TOTAL	$ 215,000	$ —	$ —	$ —	$ 366,636	$ —
		B. PROJECT FINANCING						
	$ 605,878	Sales Tax Fund (30%)	$ —	$ —	$ —	$ —	$ 342,000	$ —
		Road Use Tax	$ 215,000	$ —	$ —	$ —	$ 24,636	$ —
$ —	$ 605,878	TOTAL	$ 215,000	$ —	$ —	$ —	$ 366,636	$ —

PROJECT DESCRIPTION/JUSTIFICATION

This project provides funds for the purchase of one additional truck and for the replacement of two (2) of the Public Works Department's six 56,000 gross vehicle weight (GVW) street maintenance/snow and ice control dump trucks. The two existing units are recommended for replacement based on an eight (8) year replacement schedule.The one additional truck is requested in FY 2021 to meet the increased responsibility related to snow and ice control on the NW Arterial, which will become the City's responsibility once the SW Arterial is completed The new trucks will be purchased with 58,000 GVW chassis and equipped with combination dump/spreader boxes, front and wing snow plow blades, and other related snow and ice control equipment. The two existing, units #3216 and #3245 recommended for replacement in FY2024. These units are used year-round for both street maintenance projects and snow and ice control. In the winter months, these trucks are used to apply deicer material and plow snow accumulations during, and immediately after, winter storms. The trucks are also used to haul snow during cleanup operations after winter storms. During the warm weather months, these units are used to haul asphalt for our street paving program, and stone, rock, curb, and concrete for other street maintenance projects. After eight years of continuous use, the trucks will be due for replacement. This funding request provides for the purchase of diesel powered chassis in 2020 and includes a $40,000 upgrade per unit for the purchase of CNG powered chassis in 2024. A life-cycle cost evaluation will be made at the time of replacement to determine if the unit will be ordered with a CNG chassis.

RELATIONSHIP TO OTHER PROJECTS

This project is not related to other capital projects.

OUTCOME

Robust Local Economy: Have the infrastructure and amenities to support economic development and growth: industrial/business parks, streets and utilities, air service and housing.

FUNDING RESTRICTIONS

This project is restricted to Sales Tax Fund (30%) and Road Use Tax Fund.

DEPARTMENT:	STATE PROGRAM:	PROJECT TITLE:	YEAR FIRST SUBMITTED:	TOTAL PROJECT COST
54 - Public Works	2C - Public Works	Vacuum Street Sweeper Replacement Project	FY 2015 ACTIVITY NO: 300-1209 250-1209	$ 424,200

2019 EXPENSE	2020 BUDGET	PROJECT BUDGET	2021	2022	2023	2024	2025	2026
		A. EXPENDITURE ITEMS						
		Equipment	$ 210,000	$ —	$ —	$ 214,200	$ —	$ —
$ —	$ —	TOTAL	$ 210,000	$ —	$ —	$ 214,200	$ —	$ —
		B. PROJECT FINANCING						
		Road Use Tax	$ 210,000	$ —	$ —	$ —	$ —	$ —
		Sales Tax Fund (30%)	$ —	$ —	$ —	$ 214,200	$ —	$ —
$ —	$ —	TOTAL	$ 210,000	$ —	$ —	$ 214,200	$ —	$ —

PROJECT DESCRIPTION/JUSTIFICATION

This project provides for the replacement of both of the Public Works Department's two air vacuum street sweepers. Unit # 4008 is a 2009 Elgin four-wheel sweeper and is requested to be replaced after eleven (11) years of service. Unit # 4002 is a Schwarze four-wheel air sweeper and is requested to be replaced after seven (7) years of service. A seven year work life for this type of unit is considered the industry norm, balancing warranties, depreciation, reliability, and trade-in value. The Public Works Department has a total of three sweepers in its fleet, two of which are air vacuum sweepers. The City's three street sweepers are used to clean Dubuque's streets, downtown alleys, green alleys, and municipal parking lots. These sweepers clean the downtown every two days, arterial streets every two weeks, and the remaining streets every two months. These sweepers are also used to sweep Dubuque's newly-constructed "green alleys" four times each year to ensure that they perform as designed. City streets are swept Monday through Friday year-round whenever weather permits. By sweeping litter, dirt, debris, leaves, etc. from city streets and green alleys, Dubuque's air quality and surface waters are protected and aesthetics improved. Replacing these machines will also help Dubuque comply with its federal Phase II stormwater permit obligations.

RELATIONSHIP TO OTHER PROJECTS

This project is not related to other capital projects.

OUTCOME

Financially Responsible, High Performance City Organization: Customer-focused City service delivery.

FUNDING RESTRICTIONS

This project is restricted to Sales Tax Fund (30%) and Road Use Tax Fund.

DEPARTMENT:	STATE PROGRAM:	PROJECT TITLE:	YEAR FIRST SUBMITTED:	TOTAL PROJECT COST
54 - Public Works	2C - Public Works	35,000 GVW Dump Truck Replacement	FY 2017 ACTIVITY NO: 300-2539 250-2539	$ 381,404

2019 EXPENSE	2020 BUDGET	PROJECT BUDGET	2021	2022	2023	2024	2025	2026
		A. EXPENDITURE ITEMS						
		Equipment	$ —	$ 381,404	$ —	$ —	$ —	$ 619,265
$ —	$ —	TOTAL	$ —	$ 381,404	$ —	$ —	$ —	$ 619,265
		B. PROJECT FINANCING						
		Sales Tax Fund (30%)	$ —	$ 381,404	$ —	$ —	$ —	$ 619,265
$ —	$ —	TOTAL	$ —	$ 381,404	$ —	$ —	$ —	$ 619,265

PROJECT DESCRIPTION/JUSTIFICATION

This project provides funds for the replacement of five (5) of the nine (9) Public Works Department's 35,000 - 42,000 gross vehicle weight (GVW) street maintenance and snow/ice control dump trucks. These trucks are equipped in various configurations to meet the goals of Dubuque's snow and ice control program. The trucks are equipped with combination dump/spreader boxes, front snow plows, mid-mounted wing plows, underbody plows, full electric-over-hydraulic spreader and plow controls, rear-facing cameras, pavement temperature sensors, and other related snow and ice control equipment. Two units are scheduled for replacement in FY2022 and three units in 2024. All trucks are recommended for replacement based on an eight (8) year replacement schedule. Units #3205 and #3242 are scheduled for replacement in FY2022. Each unit will be replaced with 44,000 GVW chassis unit and equipped with a combination dump/spreader box, front-mounted snow plow, and wing plow. In FY2024 units #3241 and #3208 will be equipped with a combination dump/spreader box and front mounted snow plow. Unit #3206 will be equipped with a combination dump/spreader box, front mounted snow plow and wing plow. All of these trucks are used year round, with warm weather work dedicated to street paving and repair. This funding request includes $40,000 per unit which would allow for the purchase of CNG powered chassis. A life-cycle cost evaluation will be made at the time of replacement which will determine if the unit will be ordered with a CNG chassis.

RELATIONSHIP TO OTHER PROJECTS

This project is not related to other capital projects.

OUTCOME

Robust Local Economy: Have the infrastructure and amenities to support economic development and growth: industrial/business parks, streets and utilities, air service and housing.

FUNDING RESTRICTIONS

This project is restricted to Sales Tax Fund (30%) and Road Use Tax Fund.

DEPARTMENT: 54 - Public Works		STATE PROGRAM: 2C - Public Works	PROJECT TITLE: Wheel Loader Purchase			YEAR FIRST SUBMITTED: FY 2017 ACTIVITY NO: 300-1936		TOTAL PROJECT COST $ 206,350
2019 EXPENSE	**2020 BUDGET**	**PROJECT BUDGET**	**2021**	**2022**	**2023**	**2024**	**2025**	**2026**
		A. EXPENDITURE ITEMS						
		Equipment	$ 206,350	$ —	$ —	$ —	$ —	$ —
$ —	$ —	TOTAL	$ 206,350	$ —	$ —	$ —	$ —	$ —
		B. PROJECT FINANCING						
		Sales Tax Fund (30%)	$ 206,350	$ —	$ —	$ —	$ —	$ —
$ —	$ —	TOTAL	$ 206,350	$ —	$ —	$ —	$ —	$ —

PROJECT DESCRIPTION/JUSTIFICATION

This project would provide for the replacement of wheel loader #3250, a 2000 John Deere 624H wheel loader, in FY2021. This new, replacement wheel loader will be equipped with a front-mount snow plow with plow gate attachment and wing plow. During the warm weather months, wheel loaders are used to lift and load stone, asphalt, and demolition materials on various street and sewer maintenance repair projects. During the winter months, wheel loaders are used to not only plow streets and cul-de-sacs during major winter snow storms, but also subsequently remove snow accumulations from downtown streets and residential cul-de-sacs. After twenty (20) years of continuous use, this unit will be in dire need of replacement.

RELATIONSHIP TO OTHER PROJECTS

This project is not related to other capital projects.

OUTCOME

Financially Responsible, High Performance City Organization: Customer-focused City service delivery.

FUNDING RESTRICTIONS

This project is restricted to Sales Tax Fund (30%) and Road Use Tax Fund.

DEPARTMENT: 54 - Public Works		STATE PROGRAM: 2C - Public Works	PROJECT TITLE: Municipal Services Center CNG Vehicle Maintenance Related Improvements			YEAR FIRST SUBMITTED: FY 2019 ACTIVITY NO: 350-		TOTAL PROJECT COST $ 28,630
2019 EXPENSE	**2020 BUDGET**	**PROJECT BUDGET**	**2021**	**2022**	**2023**	**2024**	**2025**	**2026**
		A. EXPENDITURE ITEMS						
		Engineering and Design	$ —		$ —	$ —	$ 28,630	$ —
		Construction	$ —	$ —		$ —	$ —	$ 336,970
$ —	$ —	TOTAL	$ —	$ —	$ —	$ —	$ 28,630	$ 336,970
		B. PROJECT FINANCING						
		DRA Distribution	$ —			$ —	$ 28,630	$ 336,970
$ —	$ —	TOTAL	$ —	$ —	$ —	$ —	$ 28,630	$ 336,970

PROJECT DESCRIPTION/JUSTIFICATION

This project will provide funds for improvements to the vehicle maintenance area related to the maintenance and repair of CNG fueled vehicles. The Public Works vehicle maintenance activity is responsible for the maintenance and repair of most units in the City fleet. In 2017 the Public Works Department purchased three (3) additional trucks with CNG powered engines. With additional focus on various types of alternative fuel for the City fleet, it is equally important that the maintenance facilities are updated to meet the requirements for maintaining alternative fuel vehicles. This proposal would upgrade one area of the Municipal Services Center to meet the requirements to repair and maintain CNG powered vehicles. Improvements may include adding a methane gas detection system and modifying the ventilation system, along with the lighting and heating system.

RELATIONSHIP TO OTHER PROJECTS

This project is not related to other capital projects.

OUTCOME

Sustainable Environment: Become a resilient city using sustainable and affordable technology for water, energy, transportation, health and wellness, discard, community engagement – a model community for the world.

FUNDING RESTRICTIONS

This project is restricted to Sales Tax Fund (30%) and DRA Distribution.

DEPARTMENT:	STATE PROGRAM:	PROJECT TITLE:	YEAR FIRST SUBMITTED:	TOTAL PROJECT COST
54 - Public Works	8C - Business Type	Solid Waste Collection Vehicles	FY 2017 ACTIVITY NO: 670-1533	$ 3,360,528

2019 EXPENSE	2020 BUDGET	PROJECT BUDGET	2021	2022	2023	2024	2025	2026
		A. EXPENDITURE ITEMS						
$ 419,208	$ 490,000	Equipment	$ 596,260	$ 528,628	$ 540,800	$ 314,308	$ 471,324	$ 163,503
$ 419,208	$ 490,000	TOTAL	$ 596,260	$ 528,628	$ 540,800	$ 314,308	$ 471,324	$ 163,503
		B. PROJECT FINANCING						
$ 419,208	$ 490,000	Refuse Collection Fund	$ 596,260	$ 528,628	$ 540,800	$ 314,308	$ 471,324	$ 163,503
$ 419,208	$ 490,000	TOTAL	$ 596,260	$ 528,628	$ 540,800	$ 314,308	$ 471,324	$ 163,503

PROJECT DESCRIPTION/JUSTIFICATION

This annual project provides for the replacement of eleven (11) solid waste collection vehicles from Fiscal Year 2021 through Fiscal Year 2026 as follows: Fiscal Year 2021 (#3411 and #3415 two automated side loaders); Fiscal Year 2022 (#3416 and #3417 two side loaders); Fiscal Year 2023 (#3408 and #3409 two side loaders); Fiscal Year 2024 (#3401 and #3405 two rear loaders); Fiscal Year 2025 (#3402 and #3410 one side loader and one grappler); and Fiscal Year 2026 (#3404 a rear loader). These semi-automated trucks will be used to collect garbage, bulky items, recyclables and yard waste and food scraps. In fiscal year 2021, staff is proposing to purchase two automated collection vehicles for refuse only. The conversion to automated collection is designed to improve collection efficiency, improve workers' safety and neighborhood aesthetics through reduced litter associated with the use of garbage bags. These trucks will be eight to ten years old by their proposed replacement years.

RELATIONSHIP TO OTHER PROJECTS

This project is not related to other capital projects.

OUTCOME

Financially Responsible, High Performance City Organization: Customer-focused City service delivery.

FUNDING RESTRICTIONS

This project is restricted to the Refuse Collection Fund.

DEPARTMENT: 54 - Public Works		STATE PROGRAM: 8C - Business Type	PROJECT TITLE: Sanitary Sewer Root Foaming			YEAR FIRST SUBMITTED: FY 2000 ACTIVITY NO: 710-1341		TOTAL PROJECT COST $ 150,000
2019 EXPENSE	**2020 BUDGET**	**PROJECT BUDGET**	**2021**	**2022**	**2023**	**2024**	**2025**	**2026**
		A. EXPENDITURE ITEMS						
		Consultant Services	$ 30,000	$ 30,000	$ 30,000	$ 30,000	$ 30,000	$ 30,000
$ —	$ —	TOTAL	$ 30,000	$ 30,000	$ 30,000	$ 30,000	$ 30,000	$ 30,000
		B. PROJECT FINANCING						
		Sanitary Sewer Construction Fund	$ 30,000	$ 30,000	$ 30,000	$ 30,000	$ 30,000	$ 30,000
$ —	$ —	TOTAL	$ 30,000	$ 30,000	$ 30,000	$ 30,000	$ 30,000	$ 30,000

PROJECT DESCRIPTION/JUSTIFICATION

This project provides funds to hire a private contractor to chemically treat up to 12,000 lineal feet of sanitary sewer lines throughout the city each year. Tree roots in sanitary sewer lines are one of the major causes of sanitary sewer clogs, backups into homes, and overflows onto streets and private properties. Tree roots are extremely invasive when seeking moisture and typically invade sanitary sewer pipes through cracks and open joints. They then grow into thick natural curtains, collecting solids and greases and eventually causing major clogs, backups and overflows. In-pipe chemical treatment of roots kills the invasive roots and mitigates future root growth for up to five years. This annual program reduces the number of sanitary sewer overflows and the number of private homes damaged due to sewer backups each year. This program is also noted in the City's Capacity, Management, Operations, and Maintenance (CMOM) program, which was approved by the United States Environmental Protection Agency in 2012.

RELATIONSHIP TO OTHER PROJECTS

This project is not related to other capital projects.

OUTCOME

Financially Responsible, High Performance City Organization: Service value for taxes and fees.

FUNDING RESTRICTIONS

This project is restricted to the Sanitary Sewer Construction Fund.

DEPARTMENT:	STATE PROGRAM:	PROJECT TITLE:	YEAR FIRST SUBMITTED:	TOTAL PROJECT COST
54 - Public Works	2C - Public Works	High Pressure Sewer Jet Cleaner Replacement	FY 2020 ACTIVITY NO: 710-2405 720-2405	$ 554,080

2019 EXPENSE	2020 BUDGET	PROJECT BUDGET	2021	2022	2023	2024	2025	2026
		A. EXPENDITURE ITEMS						
	$ 344,080	Equipment Purchase	$ —	$ —	$ —	$ 210,000	$ —	$ —
$ —	$ 344,080	TOTAL	$ —	$ —	$ —	$ 210,000	$ —	$ —
		B. PROJECT FINANCING						
	$ 344,080	Sanitary Sewer Const. Fund	$ —	$ —	$ —	$ 210,000	$ —	$ —
$ —	$ 344,080	TOTAL	$ —	$ —	$ —	$ 210,000	$ —	$ —

PROJECT DESCRIPTION/JUSTIFICATION

This project provide funds for the replacement of unit # 2703. This unit is a 2014 Freightliner equipped with a Sewer Equipment Company of America, high pressure sewer jet cleaner. This unit is used daily to clean pipes in Dubuque's gravity-flow sanitary sewer collection system. This unit is self-contained, using a high-pressure water jet hose equipped with various types of cleaner heads to remove debris and roots from Dubuque's sanitary sewers for the purpose of preventing basement back-ups and surface-level overflows. Problem pipes are cleaned on a monthly, quarterly, or semi-annual schedule. Other pipes are cleaned on a maintenance schedule as time allows. This unit is also used to open plugged storm sewers during heavy rain events to prevent street flooding. Replacing this unit in 2024 will provide the Public Works Department with a reliable unit for maintaining Dubuque's sanitary sewer system, as required by the United States Environmental Protection Agency (EPA) and the federal Clean Water Act.

RELATIONSHIP TO OTHER PROJECTS

This project is not related to other capital projects.

OUTCOME

Financially Responsible, High Performance City Organization: Service value for taxes and fees.

FUNDING RESTRICTIONS

This project is restricted to the Sanitary Sewer Construction Fund.

DEPARTMENT: 54 - Public Works		STATE PROGRAM: 8C - Business Type	PROJECT TITLE: Temporary Flood Control Units			YEAR FIRST SUBMITTED: FY 2011 ACTIVITY NO: 720-2335		TOTAL PROJECT COST $ 386,000
2019 EXPENSE	**2020 BUDGET**	**PROJECT BUDGET**	**2021**	**2022**	**2023**	**2024**	**2025**	**2026**
		A. EXPENDITURE ITEMS						
		Equipment	$ —	$ 386,000	$ —	$ —	$ —	$ —
$ —	$ —	TOTAL	$ —	$ 386,000	$ —	$ —	$ —	$ —
		B. PROJECT FINANCING						
		Stormwater Construction Fund	$ —	$ 386,000	$ —	$ —	$ —	$ —
$ —	$ —	TOTAL	$ —	$ 386,000	$ —	$ —	$ —	$ —

PROJECT DESCRIPTION/JUSTIFICATION

This project provides funds to purchase flood control units to be used for temporary flood control along the City of Dubuque's flood control system and at other locations in the city, as deemed necessary. The City's flood control system protects it to a river elevation of 30’ - with an additional 3’ feet of "wakeboard". In FY2011 and FY2013, the City purchased 10,000 lineal feet of HESCO flood control units each year. The "Hescos" are currently stored on pallets at the Central Avenue (former bus garage) storage facility for quick deployment in the event of a river level forecast prediction overtopping the City's permanent flood control levees and walls. The units could also be used to stabilize a section of levee in the case of a developing levee breach. Funding is requested in FY2022 to purchase an additional 10,000 lineal feet of temporary flood control units similar to the Hescos - the final complement of flood control units needed to raise the City's entire flood control system. This request also provides for the purchase of an additional 2,000 lineal feet of two and six foot tall flood control units to protect the Mystique Ice Arena. The Mystique Ice Arena is located on Chaplain Schmitt Island, which is not protected by Dubuque's floodwall system.

RELATIONSHIP TO OTHER PROJECTS

This project is not related to other capital projects.

OUTCOME

Sustainable Environment: Reduce the potential flooding through flood plain management, mitigation and protection.

FUNDING RESTRICTIONS

This project is restricted to the Stormwater Construction Fund.

DEPARTMENT:	STATE PROGRAM:	PROJECT TITLE:	YEAR FIRST SUBMITTED:	TOTAL PROJECT COST
54 - Public Works	2C - Public Works	Hard Surface Deep Cleaning Self-Propelled Unit	FY 2020 ACTIVITY NO: 720-2790	$ 166,100

2019 EXPENSE	2020 BUDGET	PROJECT BUDGET	2021	2022	2023	2024	2025	2026
		A. EXPENDITURE ITEMS						
		Equipment Purchase	$ 166,100	$ —	$ —	$ —	$ —	$ —
$ —	$ —	TOTAL	$ 166,100	$ —	$ —	$ —	$ —	$ —
		B. PROJECT FINANCING						
		Stormwater Construction Fund	$ 166,100	$ —	$ —	$ —	$ —	$ —
$ —	$ —	TOTAL	$ 166,100	$ —	$ —	$ —	$ —	$ —

PROJECT DESCRIPTION/JUSTIFICATION

This project would provide funding to purchase a self-propelled deep cleaning unit that would be used to maintain green alleys and other hard surface infrastructure. The unit would provide a chemical-free, deep cleaning solution for the green alleys using only water and heat. This unit would greatly reduce the amount of time needed to thoroughly clean the green alleys. Using a deep-cleaning solution in the green alleys will remove dirt and other debris from between the brick and assure the alleys continue to perform as designed and continue to capture and return stormwater back into the ground, reducing surface run-off during rain events. Currently the City has 78 green alleys constructed and has plans to increase this number as funding becomes available. We also have tow complete streets constructed with pervious pavers along with several parlking areas. An efficient continuous cleaning program is needed to assure the green alleys and other pervious surfaces continue to perform as designed.

RELATIONSHIP TO OTHER PROJECTS

This project is not related to any other Capital Improvement Project.

OUTCOME

Sustainable Environment: Reduce the potential flooding through flood plain management, mitigation and protection.

FUNDING RESTRICTIONS

This project funding is restricted to Stormwater Funds, Road Use Funds and Sales Tax Fund (30%).

DEPARTMENT:	STATE PROGRAM:	PROJECT TITLE:	YEAR FIRST SUBMITTED:	TOTAL PROJECT COST
54 - Public Works	2C - Public Works	City Provided Tipper Carts	2019 ACTIVITY NO: 670-2843	$ 840,000

2019 EXPENSE	2020 BUDGET	PROJECT BUDGET	2021	2022	2023	2024	2025	2026
		A. EXPENDITURE ITEMS						
		Tipper Cart	$ 280,000	$ 280,000	$ 280,000	$ —	$ —	$ —
$ —	$ —	TOTAL	$ 280,000	$ 280,000	$ 280,000	$ —	$ —	$ —
		B. PROJECT FINANCING						
		Refuse Collection GO Debt	$ 280,000	$ 280,000	$ 280,000	$ —	$ —	$ —
$ —	$ —	TOTAL	$ 280,000	$ 280,000	$ 280,000	$ —	$ —	$ —

PROJECT DESCRIPTION/JUSTIFICATION

This project is to purchase and distribute 7,000 (trash only) tipper carts yearly, beginning Fiscal Year 2021 through Fiscal Year 2023. The project allows for the automated collection of trash in designated areas throughout the City. In an automated collection system, City customers will be provided a standardized container for waste only. City customers will have the option to subscribe to a large tipper cart if the capacity is needed and will pay according to the City pay-as-you- throw program. City tipper carts will help reduce staff injuries associated with repetitive manual lifting of solid waste containers and/or heavy bags and improve neighborhood aesthetics through reduced litter typically associated with torn garbage bags and cans with no lids. This system will be a phased in approach that will allow the City to consider new opportunities to improve workers' safety and improve collection efficiency. Estimated life of the carts is fifteen (15) years.

RELATIONSHIP TO OTHER PROJECTS

This project is not related to other capital projects.

OUTCOME

Financially Responsible, High Performance City Organization: Customer-focused service delivery

FUNDING RESTRICTIONS

This project is restricted to the Refuse Collection Fund.

DEPARTMENT: 54 - Public Works		STATE PROGRAM: 2C - Public Works	PROJECT TITLE: Sandbag Equipment Purchase			YEAR FIRST SUBMITTED: 2019 ACTIVITY NO: 720-2845		TOTAL PROJECT COST $ 35,000
2019 EXPENSE	**2020 BUDGET**	**PROJECT BUDGET**	**2021**	**2022**	**2023**	**2024**	**2025**	**2026**
		A. EXPENDITURE ITEMS						
		Equipment Purchase	$ 35,000	$ —	$ —	$ —	$ —	$ —
$ —	$ —	TOTAL	$ 35,000	$ —	$ —	$ —	$ —	$ —
		B. PROJECT FINANCING						
		Stormwater Construction Fund	$ 35,000	$ —	$ —	$ —	$ —	$ —
$ —	$ —	TOTAL	$ 35,000	$ —	$ —	$ —	$ —	$ —
		C. IMPACT - OPERATIONS						
		Operating Cost (Savings)	$ —	$ —	$ —	$ —	$ —	$ —
		Operating Revenue	$ —	$ —	$ —	$ —	$ —	$ —

PROJECT DESCRIPTION/JUSTIFICATION

During the flood event of of 2019 the Mississippi River remained above flood stage for a record 86 consecutive days. During that time the river had three (3) crests above 20 ft. and required a total of 108 days of continuous days of flood control operations. During that time it became apparent that we needed to upgrade to our current sandbagging equipment. Once the river rises to 21 ft. with a prediction of 24 ft. our flood control plan requires that 5,000 sandbags be filled for flood contol use. At river stage 26 ft with a prediction of 30 ft an additional 10,400 bags are needed to close off the levee system. Filling sandbags are time consuming and labor intense. Having additional sandbagging equipment available will ensure that sandbags can be filled at a high rate of speed while insuring that the the needed bags are available when needed.

RELATIONSHIP TO OTHER PROJECTS

This project is not related to any other Capital Improvement Project.

OUTCOME

Sustainable Environment: Reduce the potential flooding through flood plain management, mitigation and protection.

FUNDING RESTRICTIONS

This project is restricted to Stormwater Funds.

DEPARTMENT:	STATE PROGRAM:	PROJECT TITLE:	YEAR FIRST SUBMITTED:	TOTAL PROJECT COST
55 - Engineering / Sanitary Sewer	8C - Business Type	Sanitary Sewer Extensions to New Developments	FY 2018 ACTIVITY NO: 710-1293	$ 324,238

2019 EXPENSE	2020 BUDGET	PROJECT BUDGET	2021	2022	2023	2024	2025	2026
		A. EXPENDITURE ITEMS						
$ 6,554	$ 4,510	Engineering Services	$ 10,275	$ 20,866	$ 20,142	$ 20,746	$ 21,475	$ —
$ 490		Property Cost	$ 3,000	$ 13,000	$ 9,850	$ 10,145	$ 10,450	$ —
		Construction Cost	$ —	$ —	$ 29,153	$ 143,582	$ —	$ —
$ 7,044	$ 4,510	TOTAL	$ 13,275	$ 33,866	$ 59,145	$ 174,473	$ 31,925	$ —
		B. PROJECT FINANCING						
$ 7,044	$ 4,510	Sanitary Sewer Construction Fund	$ 13,275	$ 33,866	$ 59,145	$ 174,473	$ 31,925	$ —
$ 7,044	$ 4,510	TOTAL	$ 13,275	$ 33,866	$ 59,145	$ 174,473	$ 31,925	$ —

PROJECT DESCRIPTION/JUSTIFICATION

This CIP provides TIF funding for residential, commercial and industrial developments located in planned growth areas. It provides funding for staff to coordinate the sanitary sewer portion of development agreements, initial design coordination, easement acquisition and a portion of the initial construction of sanitary sewer main extensions. Previously, the program spurred development using a revolving loan fund used to cover the up-front cost of utilities which was then paid back with the sale of each lot. This is being phased out. However, there is a subdivision that utilized $140,037.21 in loan fund. Those repayments will be used to supplement the initial construction of future sewer extension until the TIF district begins reimbursements. The City has committed to funding the sanitary sewer mains associated with two additional subdivisions through development agreements estimated at $150,000 and $76,000.

RELATIONSHIP TO OTHER PROJECTS

This project is not related to other capital projects.

OUTCOME

Robust Local Economy: Have the infrastructure and amenities to support economic development and growth: industrial/business parks, streets and utilities, air service and housing.

FUNDING RESTRICTIONS

This project is restricted to the Sanitary Sewer Construction Fund.

DEPARTMENT:	STATE PROGRAM:	PROJECT TITLE:	YEAR FIRST SUBMITTED:	TOTAL PROJECT COST
55 - Engineering / Sanitary Sewer	8C - Business Type	Sanitary Sewer Extensions to Existing Developments	FY 2018 ACTIVITY NO: 710-1350	$ 1,800,000

2019 EXPENSE	2020 BUDGET	PROJECT BUDGET	2021	2022	2023	2024	2025	2026
		A. EXPENDITURE ITEMS						
		Engineering Services	$ 90,000	$ 180,000	$ —		$ —	$ 51,530
		Property Acquisition	$ 100,000	$ —	$ —		$ —	$ 15,000
		Construction	$ 410,000	$ 1,020,000	$ —		$ —	$ 319,780
$ —	$ —	TOTAL	$ 600,000	$ 1,200,000	$ —	$ —	$ —	$ 386,310
		B. PROJECT FINANCING						
		Special Assessment	$ —	$ —	$ —		$ —	$ 154,524
		State Revolving Fund Loan	$ 600,000	$ 1,200,000	$ —		$ —	$ 231,786
$ —	$ —	TOTAL	$ 600,000	$ 1,200,000	$ —	$ —	$ —	$ 386,310
		C. IMPACT - OPERATIONS						
		Operating Cost (Savings)	$ —	$ —	$ —	$ —	$ —	$ —
		Operating Revenue	$ —	$ —	$ 50,000	$ 66,263	$ 68,251	$ 76,698

PROJECT DESCRIPTION/JUSTIFICATION

This CIP provides funding to continue a 1990's council priority to extend sanitary sewer service to existing developments and individual properties. This CIP provides for the extension of sanitary sewer to 22 properties within the City limits. These properties have outdated septic systems that no longer provide adequate wastewater treatment and in most cases are not able to install a new compliant septic system. Projects included in this CIP are: Laurel Street (Orig. FY 10) $386,310. Future projects will include Nightengale Lane (Orig. FY 11) $477,400, Eagle Point Drive (Orig. FY 13) $383,320, Richards Road (Orig. FY 13) $367,040 and US 20 Annexation Area Phase 2 & 3 (Orig FY 02) outside the city limits $1,008,000. The City has received a request for sanitary sewer on North Cascade Road at Highway 20.

RELATIONSHIP TO OTHER PROJECTS

This project is not related to other capital projects.

OUTCOME

Robust Local Economy: Have the infrastructure and amenities to support economic development and growth: industrial/business parks, streets and utilities, air service and housing.

FUNDING RESTRICTIONS

This project is restricted to the Sanitary Sewer Construction Fund.

DEPARTMENT:	STATE PROGRAM:	PROJECT TITLE:	YEAR FIRST SUBMITTED:	TOTAL PROJECT COST
55 - Engineering / Sanitary Sewer	8C - Business Type	Twin Ridge Subdivision - Lagoon Abandonment	FY 2018 ACTIVITY NO: 710-2754	$ 465,000

2019 EXPENSE	2020 BUDGET	PROJECT BUDGET	2021	2022	2023	2024	2025	2026
		A. EXPENDITURE ITEMS						
		Consultant Cost	$ —	$ 60,000	$ —	$ —	$ —	$ —
		Construction Cost	$ —	$ 405,000	$ —	$ —	$ —	$ —
$ —		TOTAL	$ —	$ 465,000	$ —	$ —	$ —	$ —
		B. PROJECT FINANCING						
		State Revolving Fund Loan	$ —	$ 465,000	$ —	$ —	$ —	$ —
		Sanitary Sewer Construction Fund	$ —	$ —	$ —	$ —	$ —	$ —
$ —		TOTAL	$ —	$ 465,000	$ —	$ —	$ —	$ —
		C. IMPACT - OPERATIONS						
		Operating Cost (Savings)	$ —	$ —	$ 12,880	$ 12,880	$ 12,880	$ 12,880
		Operating Revenue	$ —	$ —	$ —	$ —	$ —	$ —

PROJECT DESCRIPTION/JUSTIFICATION

This project provides for the extension of the gravity sewer from Digital Drive, across U.S. Hwy 151/61, to Timothy St. This sewer will connect the remaining 2/3 of Twin Ridge subdivision to the City's sewer system and abandon the Twin Ridge Lagoon System. Abandonment of the wastewater lagoon system reduces operating costs and creates 14 acre city-owned parcel available for redevelopment.

RELATIONSHIP TO OTHER PROJECTS

This project is not related to other capital projects.

OUTCOME

Robust Local Economy: Have infrastructure and amenities to support economic development and growth; industrial/business parks, streets and utilities, air service and housing.

FUNDING RESTRICTIONS

This project is restricted to the Sanitary Sewer Construction Fund.

DEPARTMENT:	STATE PROGRAM:	PROJECT TITLE:	YEAR FIRST SUBMITTED:	TOTAL PROJECT COST
55 - Engineering / Sanitary Sewer	8C - Business Type	Sanitary Sewer Extensions - Existing Development, Pre-annexation and Annexation Agreements	FY 2019 ACTIVITY NO: 710-1012	$ 233,500

2019 EXPENSE	2020 BUDGET	PROJECT BUDGET	2021	2022	2023	2024	2025	2026
		A. EXPENDITURE ITEMS						
		Consultant Cost	$ —	$ —	$ —	$ —	$ —	$ 200,000
		Engineering Services	$ —	$ —	$ 31,500	$ —	$ —	$ —
		Property Cost	$ —	$ —	$ —	$ —	$ —	$ 200,000
		Construction Cost	$ —	$ —	$ 202,000	$ —	$ —	$ 600,000
$ —	$ —	TOTAL	$ —	$ —	$ 233,500	$ —	$ —	$ 1,000,000
		B. PROJECT FINANCING						
		Sanitary Sewer Construction Fund	$ —	$ —	$ 233,500	$ —	$ —	$ 1,000,000
$ —	$ —	TOTAL	$ —	$ —	$ 233,500	$ —	$ —	$ 1,000,000

PROJECT DESCRIPTION/JUSTIFICATION

This funding provides for the City to meet its contractual obligations for the extension of sanitary sewers into new development areas or recently-annexed areas as part of development agreements, pre-annexation agreements, and annexation agreements. The funds in this CIP are for annexation areas along Pennsylvania Ave, Middle Road (Merkes / Pothoff), Seippel Road (Callahan) and Tamarack Business Park ($233,500). Agreements with property owners with the exception of Tamarack Business Park, state that the City will provide sanitary sewer service within one year of the filing of the final plat. The Tamarack Business Park agreement states the City will provide sanitary sewer service within two years of written request by the developer/property owner. The funding for the sanitary sewer extension to Tamarack business is set two years beyond the upcoming fiscal year to accommodate a request in FY19. To date there has been no request by the remaining property owners along Pennsylvania and Middle Road.

RELATIONSHIP TO OTHER PROJECTS

This project is not related to other capital projects.

OUTCOME

Robust Local Economy: Have infrastructure and amenities to support economic development and growth; industrial/business parks, streets and utilities, air service and housing.

FUNDING RESTRICTIONS

This project is restricted to the Sanitary Sewer Construction Fund.

DEPARTMENT:		STATE PROGRAM:	PROJECT TITLE:			YEAR FIRST SUBMITTED: FY 2019		TOTAL PROJECT COST
55 - Engineering / Sanitary Sewer		8C - Business Type	McFadden Farm Sanitary Sewer Extension			ACTIVITY NO:		$ 532,000
2019 EXPENSE	**2020 BUDGET**	**PROJECT BUDGET**	**2021**	**2022**	**2023**	**2024**	**2025**	**2026**
		A. EXPENDITURE ITEMS						
		Consultant	$ —	$ —	$ 62,000	$ —		$ —
		Engineering Services	$ —	$ —	$ 8,000	$ —		$ —
		Construction	$ —	$ —	$ 462,000	$ —		$ —
$ —	$ —	TOTAL	$ —	$ —	$ 532,000	$ —	$ —	$ —
		B. PROJECT FINANCING						
		DICW TIF	$ —	$ —	$ 532,000	$ —		$ —
$ —	$ —	TOTAL	$ —	$ —	$ 532,000	$ —	$ —	$ —

PROJECT DESCRIPTION/JUSTIFICATION
The city is preparing a for new development in the DICW industrial park. The planned development requires new sanitary sewer service to be provided to the building pad. This project will fund the installation of new sewer pipe to serve this location.

RELATIONSHIP TO OTHER PROJECTS
This project is related to the DICW Development of the McFadden Farm and must be funded in the same fiscal year as those projects.

OUTCOME
Robust Local Economy: Have the infrastructure and amenities to support economic development and growth: industrial/business parks, streets and utilities, air service and housing.

FUNDING RESTRICTIONS
This project is restricted to the Sanitary Sewer Construction Fund.

DEPARTMENT: 55 - Engineering / Sanitary Sewer		STATE PROGRAM: 8C - Business Type	PROJECT TITLE: Sewer Utility Asset Management Plan			YEAR FIRST SUBMITTED: FY 2019 ACTIVITY NO: 710-2791		TOTAL PROJECT COST $ 603,206
2019 EXPENSE	**2020 BUDGET**	**PROJECT BUDGET**	**2021**	**2022**	**2023**	**2024**	**2025**	**2026**
		A. EXPENDITURE ITEMS						
	$ 218,300	Consultant Cost	$ 220,000	$ 110,000	$ —	$ —	$ —	$ —
	$ 26,906	Engineering Services	$ 17,000	$ 11,000	$ —	$ —	$ —	$ —
$ —	$ 245,206	TOTAL	$ 237,000	$ 121,000	$ —	$ —	$ —	$ —
		B. PROJECT FINANCING						
	$ 245,206	State Revolving Fund Loan	$ 237,000	$ 121,000	$ —	$ —	$ —	$ —
$ —	$ 245,206	TOTAL	$ 237,000	$ 121,000	$ —	$ —	$ —	$ —

PROJECT DESCRIPTION/JUSTIFICATION

Management of the City's sanitary sewer collection system requires an understanding of how its aging infrastructure is performing in old areas of the City and how potential, rapid expansion related to growth from the completion of the Southwest Arterial and new annexation areas might impact the system. In order to maximize the return on investment as to how all sewer utility dollars are spent in combination with constrained capital and operating budgets, an asset management plan that identifies and helps prioritize the sewer improvements necessary in the next 25 years to ensure the system continues to meet the needs of the community. The first phase of the Sewer Utility Asset Management Plan (Plan) will take a comprehensions look at the Water & Resource Recovery Center, the pumped or force main collection system, and the gravity collection system. It will involve a review of existing project records and electronic or hard-copy data and compare it to existing GIS data to identify gaps in existing data and highlight needed data. It will also create a single data set for all pertinent data. In addition, wastewater flow and loading projections will be calculated to determine the needs of the system as the City grows. Phase 2 activities include the collection of any necessary data such as accurate sewer locations, depths, slopes, flows, and I&I in order to populate collection system analysis software that will be used for developing improvement alternatives and associated cost/benefit analysis. Phase 3 of the Plan includes full development of alternatives outlined in a Management Plan Report. The final deliverables will include a working collection system computer model that the City can use to assess the capacity of the system so that the impact of proposed changes and improvements can be fully understood. The Plan will also include a bench-marking study to illustrate the condition of the City's collections system compared to the national average. It will also make recommendations for improvements to routine maintenance schedules and any necessary computerized software/tools/forms to analyze system needs, prioritize work, and track maintenance activities.

RELATIONSHIP TO OTHER PROJECTS

This project is related to the Sanitary Sewer CCTV Inspection, Cleaning, and Assessment project.

OUTCOME

Financially Responsible, High Performance City Organization: Service value for taxes and fees.

FUNDING RESTRICTIONS

This project is restricted to the Sanitary Sewer Construction Fund.

DEPARTMENT:	STATE PROGRAM:	PROJECT TITLE:	YEAR FIRST SUBMITTED:	TOTAL PROJECT COST
55 - Engineering / Sanitary Sewer	8C - Business Type	Sanitary Sewer CCTV Inspection, Cleaning, & Assessment	FY 2020 ACTIVITY NO: 710-2793	$ 905,000

2019 EXPENSE	2020 BUDGET	PROJECT BUDGET	2021	2022	2023	2024	2025	2026
		A. EXPENDITURE ITEMS						
	$ 5,000	Engineering Services	$ 5,000	$ 5,000	$ 5,000	$ 5,000	$ —	$ 5,000
	$ 75,000	Consulting Services	$ 280,000	$ 175,000	$ 175,000	$ 175,000	$ —	$ 175,000
$ —	$ 80,000	TOTAL	$ 285,000	$ 180,000	$ 180,000	$ 180,000	$ —	$ 180,000
		B. PROJECT FINANCING						
	$ 80,000	State Revolving Fund Loan	$ 285,000	$ —	$ 180,000	$ 180,000	$ —	$ 180,000
		Sanitary Sewer Construction Fund	$ —	$ 180,000	$ —	$ —	$ —	$ —
$ —	$ 80,000	TOTAL	$ 285,000	$ 180,000	$ 180,000	$ 180,000	$ —	$ 180,000
		C. IMPACT - OPERATIONS						
		Operating Cost (Savings)	$ —	$ —	$ 14,958	$ 14,958	$ —	$ 29,916
		Operating Revenue	$ —	$ —	$ —	$ —	$ —	$ —

PROJECT DESCRIPTION/JUSTIFICATION

As of Fiscal Year 2019, the City has Closed Circuit Television (CCTV) records and condition assessments of 60% of the gravity sewer system. This project provides for the systematic CCTV inspection, cleaning, and condition assessment of the remaining 40% within a 10-year period. Inspecting each sewer pipe will provide the condition of each pipe so that the City can schedule and undertake proactive measures to improve performance levels of the system - identify degeneration that might lead to blockages, collapses, and/or sanitary sewer overflows. While the Public Works Department does inspect several miles of sewer each year, their efforts are rightly concentrated on sewers with known maintenance issues. As a result, there are sections of the City system that have not been televised within the past fifteen years and their condition remains unknown. Generally, inspections will be done first on older sewers and those that pose the greatest risk of failure. Although not directly related to other capital projects, it will inform the prioritization of sewer replacement and sewer lining efforts.

RELATIONSHIP TO OTHER PROJECTS

This project is not related to other capital projects.

OUTCOME

Financially Responsible, High Performance City Organization: Customer-focused City service delivery.

FUNDING RESTRICTIONS

This project is restricted to the Sanitary Sewer Construction Fund.

DEPARTMENT:	STATE PROGRAM:	PROJECT TITLE:	YEAR FIRST SUBMITTED:	TOTAL PROJECT COST
55 - Engineering / Sanitary Sewer	8C - Business Type	Southfork Interceptor Sewer	FY 2012 ACTIVITY NO: 710-1899	$ 568,000

2019 EXPENSE	2020 BUDGET	PROJECT BUDGET	2021	2022	2023	2024	2025	2026
		A. EXPENDITURE ITEMS						
		Consultant Cost	$ —	$ —	$ 15,000	$ —	$ —	$ —
		Engineering Services	$ —	$ —	$ 19,181	$ 34,019	$ —	$ —
		Construction Cost	$ —	$ —	$ —	$ 499,800	$ —	$ —
$ —	$ —	TOTAL	$ —	$ —	$ 34,181	$ 533,819	$ —	$ —
		B. PROJECT FINANCING						
		Sanitary Sewer Construction Fund	$ —	$ —	$ 34,181	$ 533,819	$ —	$ —
$ —	$ —	TOTAL	$ —	$ —	$ 34,181	$ 533,819	$ —	$ —

PROJECT DESCRIPTION/JUSTIFICATION

This project provides for the replacement of 2,700 feet of 12" pipe with 18" piping from the South Dubuque Interceptor Sewer to the Southfork Interceptor Sewer. This piping was originally sized not to extend to its current limits with the addition of 10,000 feet of interceptor sewer to the Dubuque Landfill. This area should be upgraded to accommodate anticipated future flows.

RELATIONSHIP TO OTHER PROJECTS

This project is not related to other capital projects.

OUTCOME

Robust Local Economy: Have the infrastructure and amenities to support economic development and growth: industrial/business parks, streets and utilities, air service and housing

FUNDING RESTRICTIONS

This project is restricted to the Sanitary Sewer Construction Fund.

DEPARTMENT:	STATE PROGRAM:	PROJECT TITLE:	YEAR FIRST SUBMITTED:	TOTAL PROJECT COST
55 - Engineering / Sanitary Sewer	8C - Business Type	Knob Hill-Duggan Drive Sanitary Sewer Reconstruction	FY 2012 ACTIVITY NO: 710-2323	$ 149,310

2019 EXPENSE	2020 BUDGET	PROJECT BUDGET	2021	2022	2023	2024	2025	2026
		A. EXPENDITURE ITEMS						
		Engineering Services	$ —	$ —	$ —	$ 18,450	$ —	$ —
		Construction Cost	$ —	$ —	$ —	$ 130,860	$ —	$ —
$ —	$ —	TOTAL	$ —	$ —	$ —	$ 149,310	$ —	$ —
		B. PROJECT FINANCING						
		Sanitary Sewer Construction Fund	$ —	$ —	$ —	$ 149,310	$ —	$ —
$ —	$ —	TOTAL	$ —	$ —	$ —	$ 149,310	$ —	$ —

PROJECT DESCRIPTION/JUSTIFICATION
This project provides for the reconstruction of 1,200 feet of 8-inch diameter clay sewer with an 8-inch ductile iron sewer. The age of the existing clay sewer runs through a wooded area that has resulted in root intrusions and defects in the pipe. The project will result in a water tight line that will prevent I & I from getting into the sewer system.

RELATIONSHIP TO OTHER PROJECTS
This project is not related to other capital projects.

OUTCOME
Financially Responsible, High Performance City Organization: Service value for taxes and fees.

FUNDING RESTRICTIONS
This project is restricted to the Sanitary Sewer Construction Fund.

DEPARTMENT:	STATE PROGRAM:	PROJECT TITLE:	YEAR FIRST SUBMITTED:	TOTAL PROJECT COST
55 - Engineering / Sanitary Sewer	8C - Business Type	Brunswick Sanitary Sewer	FY 2019 ACTIVITY NO: 710-2232	$ 78,300

2019 EXPENSE	2020 BUDGET	PROJECT BUDGET	2021	2022	2023	2024	2025	2026
		A. EXPENDITURE ITEMS						
		Engineering Services	$ —	$ —	$ —	$ 9,400	$ —	$ —
		Construction Cost	$ —	$ —	$ —	$ —	$ 68,900	$ —
$ —	$ —	TOTAL	$ —	$ —	$ —	$ 9,400	$ 68,900	$ —
		B. PROJECT FINANCING						
		Sanitary Sewer Construction Fund	$ —	$ —	$ —	$ 9,400	$ 68,900	$ —
$ —	$ —	TOTAL	$ —	$ —	$ —	$ 9,400	$ 68,900	$ —

PROJECT DESCRIPTION/JUSTIFICATION

This project provides for the reconstruction of 270 feet of 6-inch diameter sewer with an 8-inch diameter sewer and extending the 8-inch sewer north 165 feet. The existing sewer requires monthly maintenance because of its sub - standard size (6-inch) and poor flow characteristics. The project will result in a standard 8-inch line with improved flow characteristics to eliminate the need to flush and clean the sewer each month.

RELATIONSHIP TO OTHER PROJECTS

This project is not related to other capital projects.

OUTCOME

Financially Responsible, High Performance City Organization: Service value for taxes and fees.

FUNDING RESTRICTIONS

This project is restricted to the Sanitary Sewer Construction Fund.

DEPARTMENT:		STATE PROGRAM:	PROJECT TITLE:			YEAR FIRST SUBMITTED: FY 2008		TOTAL PROJECT COST
55 - Engineering / Sanitary Sewer		8C - Business Type	Southgate Sanitary Sewer Reconstruction			ACTIVITY NO: 710-2234		$ 111,400
2019 EXPENSE	**2020 BUDGET**	**PROJECT BUDGET**	**2021**	**2022**	**2023**	**2024**	**2025**	**2026**
		A. EXPENDITURE ITEMS						
		Engineering Services	$ —	$ —	$ —	$ 13,300	$ —	$ —
		Construction Cost	$ —	$ —	$ —	$ —	$ 98,100	$ —
		Property Acquisition	$ —	$ —	$ —	$ —	$ —	$ —
$ —	$ —	TOTAL	$ —	$ —	$ —	$ 13,300	$ 98,100	$ —
		B. PROJECT FINANCING						
		Sanitary Sewer Construction Fund	$ —	$ —	$ —	$ 13,300	$ 98,100	$ —
$ —	$ —	TOTAL	$ —	$ —	$ —	$ 13,300	$ 98,100	$ —

PROJECT DESCRIPTION/JUSTIFICATION
The project involves the reconstruction of approximately 230 feet of 8-inch sanitary sewer along Southgate. The existing sewer is damaged in several locations and in need of repair or replacement.

RELATIONSHIP TO OTHER PROJECTS
This project is not related to other capital projects.

OUTCOME
Sustainable Environment: Have clean water – ground and surface.

FUNDING RESTRICTIONS
This project is restricted to the Sanitary Sewer Construction Fund.

DEPARTMENT:	STATE PROGRAM:	PROJECT TITLE:	YEAR FIRST SUBMITTED:	TOTAL PROJECT COST
55 - Engineering / Sanitary Sewer	8C - Business Type	Center Grove Sanitary Sewer Reconstruction	FY 2014 ACTIVITY NO: 710-2550	$ 67,300

2019 EXPENSE	2020 BUDGET	PROJECT BUDGET	2021	2022	2023	2024	2025	2026
		A. EXPENDITURE ITEMS						
		Engineering Services	$ —	$ —	$ —	$ 7,300	$ —	$ —
		Construction Cost	$ —	$ —	$ —	$ —	$ 60,000	$ —
$ —	$ —	TOTAL	$ —	$ —	$ —	$ 7,300	$ 60,000	$ —
		B. PROJECT FINANCING						
		Sanitary Sewer Construction Fund	$ —	$ —	$ —	$ 7,300	$ 60,000	$ —
$ —	$ —	TOTAL	$ —	$ —	$ —	$ 7,300	$ 60,000	$ —

PROJECT DESCRIPTION/JUSTIFICATION
This project provides for the reconstruction of 250 feet of 8-inch diameter sewer on Center Grove near Cedar Cross Road.

RELATIONSHIP TO OTHER PROJECTS
The project is related to the Cedar Cross Road Reconstruction CIP and should be scheduled in the same fiscal years as that project.

OUTCOME
Sustainable Environment: Preserve and enhance Dubuque's natural resources.

FUNDING RESTRICTIONS
This project is restricted to the Sanitary Sewer Construction Fund.

DEPARTMENT:	STATE PROGRAM:	PROJECT TITLE:	YEAR FIRST SUBMITTED:	TOTAL PROJECT COST
55 - Engineering / Sanitary Sewer	8C - Business Type	Wood Street Sanitary Sewer Reconstruction (Consent Decree)	FY 2018 ACTIVITY NO: 710-2794	$ 110,000

2019 EXPENSE	2020 BUDGET	PROJECT BUDGET	2021	2022	2023	2024	2025	2026
		A. EXPENDITURE ITEMS						
	$ 15,000	Engineering Services	$ —	$ —	$ —	$ —	$ —	$ —
		Construction Cost	$ 95,000	$ —	$ —	$ —	$ —	$ —
$ —	$ 15,000	TOTAL	$ 95,000	$ —	$ —	$ —	$ —	$ —
		B. PROJECT FINANCING						
	$ 15,000	Sanitary Sewer Construction Fund	$ 95,000	$ —	$ —	$ —	$ —	$ —
$ —	$ 15,000	TOTAL	$ 95,000	$ —	$ —	$ —	$ —	$ —
		C. IMPACT - OPERATIONS						
		Operating Cost (Savings)	$ 4,500	$ 4,500	$ 4,500	$ 4,500	$ —	$ —
		Operating Revenue	$ —	$ —	$ —	$ —	$ —	$ —

PROJECT DESCRIPTION/JUSTIFICATION

This project provides for the removal and replacement of approximately 475 LF of 8-inch diameter vitrified clay sanitary sewer pipe. The project is located in Consent Decree Sewershed 11. The USEPA approved schedule requires the project be completed no later than December 2020. This project shall be coordinated with storm sewer and water main improvements. The 8-inch diameter vitrified clay pipe is deteriorated and has exceeded its design life. The pipe is laid in a shallow trench on top of rock with little to no base stone and over time the solid rock bedding has exerted upward pressure on the clay pipe leading to significant cracks, resulting in pipe failure. A layer of rock will need to be removed during installation of the proposed sanitary sewer to provide for adequate bedding material. There are also storm and water utilities located along the same alignment as the existing sanitary sewer. These will also need to be replaced as they are in conflict with the existing and proposed sanitary sewer and will be disturbed during installation.

RELATIONSHIP TO OTHER PROJECTS

This project is not related to other capital projects.

OUTCOME

Sustainable Environment: Have clean water – ground and surface.

FUNDING RESTRICTIONS

This project is restricted to the Sanitary Sewer Construction Fund and State Revolving Fund Loan.

DEPARTMENT:	STATE PROGRAM:	PROJECT TITLE:	YEAR FIRST SUBMITTED:	TOTAL PROJECT COST
55 - Engineering / Sanitary Sewer	8C - Business Type	Auburn & Custer Sanitary Sewer Reconstruction (Consent Decree)	FY 2017 ACTIVITY NO: 710-2571	$ 316,400

2019 EXPENSE	2020 BUDGET	PROJECT BUDGET	2021	2022	2023	2024	2025	2026
		A. EXPENDITURE ITEMS						
		Engineering Services	$ 41,270	$ —	$ —	$ —	$ —	$ —
		Construction Cost	$ 275,130	$ —	$ —	$ —	$ —	$ —
$ —	$ —	TOTAL	$ 316,400	$ —	$ —	$ —	$ —	$ —
		B. PROJECT FINANCING						
		State Revolving Fund Loan	$ 316,400	$ —	$ —	$ —	$ —	$ —
$ —	$ —	TOTAL	$ 316,400	$ —	$ —	$ —	$ —	$ —

PROJECT DESCRIPTION/JUSTIFICATION

The project provides for the removal and replacement of approximately 1,480 LF of 6-inch diameter vitrified clay sanitary sewer. The project is located in Consent Decree Sewershed 11. The USEPA approved schedule for project completion is no later than December 2021. The project shall be coordinated with storm sewer and water main improvements in the same location. Funding for this project is being requested through the Iowa SRF, therefore design and engineering funds are provided to fund an update to the 2016 CityWide Sanitary Sewer Collection System Facility Plan, as may be necessary. The sanitary sewer was scheduled for trench-less rehabilitation by method of cured in place pipe liner in 2013. During cleaning and televising prior to installation of the liner, the contractor experienced problems as several sections of pipe were offset and broken preventing the project to continue. The City requested schedule adjustment from the USEPA as the project is identified in the Sewershed 11 Corrective Action Plan which is subject to their approval, to allow for removal and replacement. Schedule adjustment was granted.

RELATIONSHIP TO OTHER PROJECTS

This project is not related to other capital projects.

OUTCOME

Sustainable Environment: Have clean water – ground and surface.

FUNDING RESTRICTIONS

This project is restricted to the Sanitary Sewer Construction Fund.

DEPARTMENT:	STATE PROGRAM:	PROJECT TITLE:	YEAR FIRST SUBMITTED:	TOTAL PROJECT COST
55 - Engineering / Sanitary Sewer	8C - Business Type	Grove Terrace Sanitary Sewer Reconstruction (Consent Decree)	FY 2017 ACTIVITY NO: 710-2666	$ 110,000

2019 EXPENSE	2020 BUDGET	PROJECT BUDGET	2021	2022	2023	2024	2025	2026
		A. EXPENDITURE ITEMS						
		Engineering Services	$ —	$ 10,000	$ —	$ —	$ —	$ —
		Construction Cost	$ —	$ 100,000	$ —	$ —	$ —	$ —
$ —	$ —	TOTAL	$ —	$ 110,000	$ —	$ —	$ —	$ —
		B. PROJECT FINANCING						
		Sanitary Sewer Construction Fund	$ —	$ 110,000	$ —	$ —	$ —	$ —
$ —	$ —	TOTAL	$ —	$ 110,000	$ —	$ —	$ —	$ —

PROJECT DESCRIPTION/JUSTIFICATION

This project provides for the reconstruction of approximately 400 LF 8-inch diameter vitrified clay sanitary sewer along Grove Terrace. The sewer is located in Consent Decree Sanitary Sewershed 12. Funding was originally requested in FY 17, however, the project schedule has been adjusted to reflect the USEPA approved revised schedule. The required completion date of this project shall be no later than December 2022. Funding for this project is being requested through the Iowa SRF, therefore design and engineering funds are included as an update to the 2016 City-Wide Sanitary Sewer Collection System Facility Plan may be necessary. This project shall be coordinated with storm sewer and water main improvements. The 8-inch diameter vitrified clay sanitary sewer was installed in the early 1900's and has deteriorated to the point that reconstruction is necessary. In addition, property owners have indicated their laterals need to be replaced and in some locations laterals need to be separated to ensure uninterrupted service and reduce the risk of back up.

RELATIONSHIP TO OTHER PROJECTS

This project is not related to other capital projects.

OUTCOME

Sustainable Environment: Have clean water – ground and surface.

FUNDING RESTRICTIONS

This project is restricted to the Sanitary Sewer Construction Fund.

DEPARTMENT:	STATE PROGRAM:	PROJECT TITLE:	YEAR FIRST SUBMITTED:	TOTAL PROJECT COST
55 - Engineering / Sanitary Sewer	8C - Business Type	Heeb Street Sanitary Sewer Reconstruction (Street Program)	FY 2017 ACTIVITY NO: 710-2612	$ 180,000

2019 EXPENSE	2020 BUDGET	PROJECT BUDGET	2021	2022	2023	2024	2025	2026
		A. EXPENDITURE ITEMS						
	$ 20,000	Engineering Services	$ —	$ —	$ —	$ —	$ —	$ —
		Construction Cost	$ 160,000	$ —	$ —	$ —	$ —	$ —
$ —	$ 20,000	TOTAL	$ 160,000	$ —	$ —	$ —	$ —	$ —
		B. PROJECT FINANCING						
	$ 20,000	Sanitary Sewer Construction Fund	$ 160,000	$ —	$ —	$ —	$ —	$ —
$ —	$ 20,000	TOTAL	$ 160,000	$ —	$ —	$ —	$ —	$ —

PROJECT DESCRIPTION/JUSTIFICATION

This project provides for the reconstruction of approximately 625 feet (existing alignment) of 8-inch diameter vitrified clay sanitary sewer on Heeb Street from Kaufmann Street south to the cul-de-sac. The existing clay tile sewer that was installed in 1920 has deteriorated to the extent that cracks in the pipe result in poor performance. The sags and cracks require increased maintenance of the pipe and allow the inflow of extraneous groundwater into the sanitary sewer system. In addition, there area several properties not served by municipal sewer service, this will provide the opportunity for those residents to connect. There is also a need to extend water main to those residents, therefore this project would increase its benefit by coordinating efforts with the Water Department. The sewer is located in Consent Decree Sanitary Sewershed 7. Funding was originally requested in FY 17, however, the project schedule has been adjusted to coincide with both the Heeb Street Reconstruction Project and the 22nd St/Kaufmann Ave Storm Sewer Improvements Project scheduled for 2020.

RELATIONSHIP TO OTHER PROJECTS

This project is related to the Heeb Street Reconstruction Project and should be scheduled in the same fiscal year as that project.

OUTCOME

Sustainable Environment: Have clean water – ground and surface.

FUNDING RESTRICTIONS

This project is restricted to the Sanitary Sewer Construction Fund.

DEPARTMENT:	STATE PROGRAM:	PROJECT TITLE:	YEAR FIRST SUBMITTED:	TOTAL PROJECT COST
55 - Engineering / Sanitary Sewer	8C - Business Type	Hempstead Sanitary Sewer Reconstruction	FY 2017 ACTIVITY NO: 710-2795	$ 280,000

2019 EXPENSE	2020 BUDGET	PROJECT BUDGET	2021	2022	2023	2024	2025	2026
		A. EXPENDITURE ITEMS						
		Engineering Services	$ 30,000	$ —	$ —	$ —	$ —	$ —
		Construction Cost	$ —	$ 250,000	$ —	$ —	$ —	$ —
$ —	$ —	TOTAL	$ 30,000	$ 250,000	$ —	$ —	$ —	$ —
		B. PROJECT FINANCING						
		Sanitary Sewer Construction Fund	$ 30,000	$ 250,000	$ —	$ —	$ —	$ —
$ —	$ —	TOTAL	$ 30,000	$ 250,000	$ —	$ —	$ —	$ —

PROJECT DESCRIPTION/JUSTIFICATION

This project provides for the reconstruction of approximately 1,000 feet (existing alignment) of 8-inch diameter vitrified clay sanitary sewer on Hempstead Street from Kaufmann Street to Lowell Street. The existing clay tile sewer that was installed in 1924 has deteriorated to the extent that cracks and sags in the pipe result in poor performance. The sags and cracks require increased maintenance of the pipe and allow the inflow of extraneous groundwater into the sanitary sewer system. The current alignment places the sanitary sewer close to private property such that realignment of the sewer may be warranted. The sewer is located in Consent Decree Sanitary Sewershed 7.

RELATIONSHIP TO OTHER PROJECTS

This project is not related to other capital projects.

OUTCOME

Sustainable Environment: Have clean water – ground and surface.

FUNDING RESTRICTIONS

This project is restricted to the Sanitary Sewer Construction Fund.

DEPARTMENT:	STATE PROGRAM:	PROJECT TITLE:	YEAR FIRST SUBMITTED:	TOTAL PROJECT COST
55 - Engineering / Sanitary Sewer	8C - Business Type	Cooper Place and Maiden Lane Sanitary Sewer Reconstruction (Consent Decree)	FY 2018 ACTIVITY NO: 710-	$ 330,000

2019 EXPENSE	2020 BUDGET	PROJECT BUDGET	2021	2022	2023	2024	2025	2026
		A. EXPENDITURE ITEMS						
		Engineering Services	$ —	$ —	$ 30,000	$ —	$ —	$ —
		Construction Cost	$ —	$ —	$ —	$ 300,000	$ —	$ —
$ —	$ —	TOTAL	$ —	$ —	$ 30,000	$ 300,000	$ —	$ —
		B. PROJECT FINANCING						
		State Revolving Fund Loan	$ —	$ —	$ 30,000	$ 300,000	$ —	$ —
$ —	$ —	TOTAL	$ —	$ —	$ 30,000	$ 300,000	$ —	$ —

PROJECT DESCRIPTION/JUSTIFICATION

This project provides for the reconstruction of approximately 1,000 feet (existing alignment) of 6-inch diameter vitrified clay sanitary sewer along Maiden Lane and Cooper Place. The existing 6-inch sewer will be replaced with 8-inch diameter PVC sanitary sewer. The existing 6-inch diameter vitrified clay sanitary sewer has been identified as a source of inflow and infiltration. There are multiple offset joints and pipe fractures showing the pipe is in need of rehabilitation or replacement. The sewer is not able to be rehabilitated using trench-less methods due to the challenges associated with reinstating services on small diameter line; and is scheduled for removal and replacement with a larger diameter sewer to improve operation and future maintenance.The sewer is located in Consent Decree Sanitary Sewershed 12. The project completion schedule as approved by the USEPA, shall be no later than December 2026.

RELATIONSHIP TO OTHER PROJECTS

This project is not related to other capital projects.

OUTCOME

Sustainable Environment: Have clean water – ground and surface.

FUNDING RESTRICTIONS

This project is restricted to the Sanitary Sewer Construction Fund.

DEPARTMENT:	STATE PROGRAM:	PROJECT TITLE:	YEAR FIRST SUBMITTED:	TOTAL PROJECT COST
55 - Engineering / Sanitary Sewer	8C - Business Type	Abbott & Cottage Sanitary Sewer Reconstruction	FY 2018 ACTIVITY NO: 710-	$ 220,000

2019 EXPENSE	2020 BUDGET	PROJECT BUDGET	2021	2022	2023	2024	2025	2026
		A. EXPENDITURE ITEMS						
		Engineering Services	$ —	$ —	$ 20,000	$ —	$ —	$ —
		Construction Cost	$ —	$ —	$ —	$ 200,000	$ —	$ —
$ —	$ —	TOTAL	$ —	$ —	$ 20,000	$ 200,000	$ —	$ —
		B. PROJECT FINANCING						
		Sanitary Sewer Construction Fund	$ —	$ —	$ 20,000	$ 200,000	$ —	$ —
$ —	$ —	TOTAL	$ —	$ —	$ 20,000	$ 200,000	$ —	$ —

PROJECT DESCRIPTION/JUSTIFICATION

This project provides for the reconstruction of approximately 800 linear feet (existing alignment) of 6-inch diameter vitrified clay sanitary sewer along Abbott Street and Cottage Street. The existing sanitary sewer is 6-inch diameter and is scheduled for replacement with 8-inch diameter PVC sanitary sewer. The existing 6-inch diameter vitrified clay sanitary sewer has been identified as a source of inflow and infiltration. There are multiple offset joints and pipe fractures showing the pipe is in need of rehabilitation or replacement. The area has also seen multiple water main breaks accelerating the damage to the sanitary sewer as the mains are located within the same area as the sanitary sewer. The sewer is not able to be rehabilitated using trench-less methods due to the challenges associated with reinstating services on small diameter line; and is scheduled for removal and replacement with a larger diameter sewer to improve operation and future maintenance. The sewer is located in Consent Decree Sanitary Sewershed 7. This project shall be coordinated with storm sewer and water main replacement as necessary.

RELATIONSHIP TO OTHER PROJECTS

This project is not related to other capital projects.

OUTCOME

Sustainable Environment: Have clean water – ground and surface.

FUNDING RESTRICTIONS

This project is restricted to the Sanitary Sewer Construction Fund.

DEPARTMENT:	STATE PROGRAM:	PROJECT TITLE:	YEAR FIRST SUBMITTED:	TOTAL PROJECT COST
55 - Engineering / Sanitary Sewer	8C - Business Type	Harvard Street Sanitary Sewer Reconstruction (Consent Decree)	FY 2018 ACTIVITY NO: 710-	$ 178,000

2019 EXPENSE	2020 BUDGET	PROJECT BUDGET	2021	2022	2023	2024	2025	2026
		A. EXPENDITURE ITEMS						
		Engineering Services	$ —	$ —	$ —	$ 18,000	$ —	$ —
		Construction Cost	$ —	$ —	$ —	$ —	$ 160,000	$ —
$ —	$ —	TOTAL	$ —	$ —	$ —	$ 18,000	$ 160,000	$ —
		B. PROJECT FINANCING						
		Sanitary Sewer Construction Fund	$ —	$ —	$ —	$ 18,000	$ 160,000	$ —
$ —	$ —	TOTAL	$ —	$ —	$ —	$ 18,000	$ 160,000	$ —

PROJECT DESCRIPTION/JUSTIFICATION

This project provides for the reconstruction of approximately 450 linear feet (existing alignment) of 6-inch diameter vitrified clay sanitary sewer on Harvard Street from Alta Vista Street to Oxford Street. The existing sewer has been identified as a source of inflow and infiltration with multiple offset joints and pipe fractures showing the pipe is in need of rehabilitation or replacement. Rehabilitated using trench-less methods is not an option due to the challenges associated with reinstating services on small diameter line; and is scheduled for removal and replacement with a larger diameter sewer to improve operation and future maintenance. The sewer is located in Consent Decree Sanitary Sewershed 12. The project shall be completed no later than December 2025 per the schedule approved by the USEPA.

RELATIONSHIP TO OTHER PROJECTS

This project is not related to other capital projects.

OUTCOME

Sustainable Environment: Have clean water – ground and surface.

FUNDING RESTRICTIONS

This project is restricted to the Sanitary Sewer Construction Fund.

DEPARTMENT:	STATE PROGRAM:	PROJECT TITLE:	YEAR FIRST SUBMITTED:	TOTAL PROJECT COST
55 - Engineering / Sanitary Sewer	8C - Business Type	Cedar and Terminal Street Lift Station and Force Main Assessment and Improvements	FY 2016 ACTIVITY NO: 710-2606	$ 4,719,795

2019 EXPENSE	2020 BUDGET	PROJECT BUDGET	2021	2022	2023	2024	2025	2026
		A. EXPENDITURE ITEMS						
	$ 125,000	Consultant Services	$ —	$ 135,000	$ 200,000	$ —	$ —	$ —
$ 140,795	$ 28,000	Engineering Services	$ —	$ 31,000	$ 60,000	$ —	$ —	$ —
		Construction Cost	$ 750,000	$ 1,250,000	$ 2,000,000	$ —	$ —	$ —
$ 140,795	$ 153,000	TOTAL	$ 750,000	$ 1,416,000	$ 2,260,000	$ —	$ —	$ —
		B. PROJECT FINANCING						
$ 140,795	$ 153,000	State Revolving Loan Fund	$ 674,810	$ 1,416,000	$ 2,260,000	$ —	$ —	$ —
		Sanitary Sewer Construction Fund	$ 75,190	$ —	$ —	$ —	$ —	$ —
$ 140,795	$ 153,000	TOTAL	$ 750,000	$ 1,416,000	$ 2,260,000	$ —	$ —	$ —
		C. IMPACT - OPERATIONS						
		Operating Cost (Savings)	$ —	$ 60,660	$ 148,170	$ 148,170	$ 148,170	$ 148,170
		Operating Revenue	$ —	$ —	$ —	$ —	$ —	$ —

PROJECT DESCRIPTION/JUSTIFICATION

This project addresses needed reliability improvements to Terminal Street Lift Station, Cedar Street Lift Station, and the 30" Cedar and 42" Terminal Street Force Mains that connect the two lift stations to the Water & Resource Recovery Center. The original project was developed in FY 2016 to examine the force mains first and lift stations second, however due to recent emergency events at Terminal Street lift station the priority order has shifted to examine Terminal Street Lift Station first. FY 20-23 funding is to provide for new sluice gates, pump gates and repairs to the lift station foundation wall along with dry weather pumps and a new wet well to handle smaller average daily flows, which will reduce stress and strain on the larger pumps currently in the lift station which are not designed to operate with current daily/low flows. The funds also provide for ancillary improvements including a new gravity sewer connecting the new wet well to the existing lift station influent manhole, a new magnetic flow meter, and hot-tap to the 42" PCCP to allow the system to route without passing through Terminal Street lift station or the valve house. The project funding is also for the replacement of the wet weather pumps, replace piping in the drywell, replacement piping inside Terminal Street lift station that has deteriorated, complete new hardware and protective paint coatings of the lift station mechanical systems along with replacement plumbing and needed electrical improvements and similar improvements to the Valve House. This project currently does not include funding for any work associated with the repairs or replacement of the force mains, air release valve replacement, or adding insertion points for future flow rerouting in the event of a force main failure. The City has previously identified necessary improvements along the force main between Terminal Street to the W&RRC, specifically, during a visual inspection performed by City staff in 2014, the 42 inch diameter force main was exposed to the river at three locations and susceptible to possible damage from barge traffic. This project will also install camera and audio monitoring at the lift station to reduce in-person staff inspections.

RELATIONSHIP TO OTHER PROJECTS

This project is not related to other capital projects.

DEPARTMENT:	STATE PROGRAM:	PROJECT TITLE:	YEAR FIRST SUBMITTED:	FY 2016	TOTAL PROJECT COST
55 - Engineering / Sanitary Sewer	8C - Business Type	Cedar and Terminal Street Lift Station and Force Main Assessment and Improvements	ACTIVITY NO:	710-2606	$ 5,491,591

OUTCOME

Robust Local Economy: Have the infrastructure and amenities to support economic development and growth: industrial/business parks, streets and utilities, air service and housing.

FUNDING RESTRICTIONS

This project is restricted to the Sanitary Sewer Construction Fund.

DEPARTMENT:	STATE PROGRAM:	PROJECT TITLE:	YEAR FIRST SUBMITTED:	TOTAL PROJECT COST
55 - Engineering / Sanitary Sewer	8C - Business Type	Track Line Sanitary Sewer Cleaning and Lining	FY 2019 ACTIVITY NO: 710-2546	$ 287,790

2019 EXPENSE	2020 BUDGET	PROJECT BUDGET	2021	2022	2023	2024	2025	2026
		A. EXPENDITURE ITEMS						
	$ 10,000	Engineering Services	$ 18,779	$ —	$ —	$ —	$ —	$ —
	$ 90,000	Construction Cost	$ 169,011	$ —	$ —	$ —	$ —	$ —
$ —	$ 100,000	TOTAL	$ 187,790	$ —	$ —	$ —	$ —	$ —
		B. PROJECT FINANCING						
	$ 100,000	State Revolving Fund Loan	$ 187,790	$ —	$ —	$ —	$ —	$ —
$ —	$ 100,000	TOTAL	$ 187,790	$ —	$ —	$ —	$ —	$ —
		C. IMPACT - OPERATIONS						
		Operating Cost (Savings)	$ 7,972	$ 7,972	$ 7,972	$ 7,972	$ 7,972	$ 7,972
		Operating Revenue	$ —	$ —	$ —	$ —	$ —	$ —

PROJECT DESCRIPTION/JUSTIFICATION

This project provides for the cleaning and lining of 5,150 feet of the 12-inch diameter sanitary sewer that runs along the DM&E/CP railroad tracks from Hawthorne Street to Fengler Street. The existing clay tile sewer that was installed in the 1920s still functions. However, the influx of sand has increasingly made the sewer difficult to maintain and indicates that groundwater is infiltrating into the pipe. Cleaning and lining the sewer that runs parallel to railroad tracks, and even under the tracks, will ensure that the sewer will function as originally designed and as desired for the next forty years. Reconstruction of the sewer is problematic and would be cost prohibitive due to its proximity to the railroad tracks. The project is located adjacent to Consent Decree Sewershed 10.

RELATIONSHIP TO OTHER PROJECTS

This project is not related to other capital projects.

OUTCOME

Sustainable Environment: Have clean water – ground and surface.

FUNDING RESTRICTIONS

This project is restricted to the Sanitary Sewer Construction Fund.

DEPARTMENT: 55 - Engineering / Sanitary Sewer		STATE PROGRAM: 8C - Business Type	PROJECT TITLE: Force Main Stabilization			YEAR FIRST SUBMITTED: FY 2021 ACTIVITY NO: 710-2846		TOTAL PROJECT COST $ 7,792,308
2019 EXPENSE	**2020 BUDGET**	**PROJECT BUDGET**	**2021**	**2022**	**2023**	**2024**	**2025**	**2026**
		A. EXPENDITURE ITEMS						
		Engineering Services	$ 100,000	$ —	$ —	$ —	$ —	$ —
		Construction Cost	$ —	$ —	$ —	$ —	$ 7,692,308	$ —
$ —	$ —	TOTAL	$ 100,000	$ —	$ —	$ —	$ 7,692,308	$ —
		B. PROJECT FINANCING						
		State Revolving Fund Loan	$ —	$ —	$ —	$ —	$ 2,692,308	$ —
		Federal Cap Sect 14	$ —	$ —	$ —	$ —	$ 5,000,000	$ —
		General Fund	$ 100,000	$ —	$ —	$ —	$ —	$ —
$ —	$ —	TOTAL	$ 100,000	$ —	$ —	$ —	$ 7,692,308	$ —

PROJECT DESCRIPTION/JUSTIFICATION

This project provides for the stabilization of approximately 3,000 feet the City's 42-inch diameter sanitary sewer force main that runs along the main channel of the Mississippi from Maus Lake to the south. The work entails the reconstruction of the river embankment so that there is adequate cover and protection from the river and debris floating along the river. It will also provide protection from river barges that travel up and down the river, sometimes tying off in areas where the existing force main is exposed. The project will be done in partnership with the U. S. Army Corps of Engineers (USACE) through their Emergency Streambank Repair and Shoreline Protection program (Section 14 of the Flood Control Act of 1946). Through that program, the USACE will design and construct the improvements. The first $100,000 of the Planning Design Analysis phase (normally limited to 12 months) is a Federal expense. All PDA costs after the first $100,000 are cost shared 50/50. All construction costs are cost shared 65% Federal and 35% non-Federal. Each project is limited to a total Federal cost of $5 million. The City's 42-inch diameter sanitary sewer force main was constructed in 1977 with about 3,000 feet located along the banks of the Mississippi. It carries approximately 80 percent (80%) of the City's daily average flows to the Water and Resource Recovery Center. Over the years, erosion of the banks of the Mississippi have reduced the ground cover (and protection) to the point where the pipe is showing in a few places. Because the flow is under pressure, if the force main was to be ruptured, it would result in the discharge of thousands of gallons of untreated wastewater directly into the Mississippi.

RELATIONSHIP TO OTHER PROJECTS

This project is not related to other capital projects.

OUTCOME

Sustainable Environment: Have clean water – ground and surface.

FUNDING RESTRICTIONS

This project is restricted to the Sanitary Sewer Construction Fund.

DEPARTMENT:	STATE PROGRAM:	PROJECT TITLE:	YEAR FIRST SUBMITTED:	TOTAL PROJECT COST
55 - Engineering / Sanitary Sewer	8C - Business Type	Sanitary Sewer Lining Program	FY 2010 ACTIVITY NO: 710-1637	$ 407,992

2019 EXPENSE	2020 BUDGET	PROJECT BUDGET	2021	2022	2023	2024	2025	2026
		A. EXPENDITURE ITEMS						
$ 1,429	$ 7,500	Engineering Services		$ 15,000			$ 20,000	
$ 26,563	$ 20,000	Construction Cost		$ 117,500			$ 200,000	
$ 27,992	$ 27,500	TOTAL	$ —	$ 132,500	$ —	$ —	$ 220,000	$ —
		B. PROJECT FINANCING						
		State Revolving Fund Loan	$ —	$ —	$ —	$ —	$ 220,000	$ —
$ 27,992	$ 27,500	Sanitary Sewer Construction Fund		$ 132,500				
$ 27,992	$ 27,500	TOTAL	$ —	$ 132,500	$ —	$ —	$ 220,000	$ —

PROJECT DESCRIPTION/JUSTIFICATION

This project provides for systematic lining and associated grouting of sanitary sewers throughout the City. As outlined in the City's Capacity, Management, Operation, and Maintenance (CMOM) program that was reviewed and approved by the U. S. Environmental Protection Agency as part of the Consent Decree, "on average, the (City) will budget and spend approximately . . . $100,000 lining sanitary sewer pipe and manholes." The lining process extends the useful life of existing sanitary sewers by 50 years or more, reducing I&I and eliminating maintenance needs.

RELATIONSHIP TO OTHER PROJECTS

This project is related to the Sanitary Sewer CCTV Inspection, Cleaning, & Assessment CIP which will identify and prioritize the sewers for lining.

OUTCOME

Sustainable Environment: Have clean water – ground and surface.

FUNDING RESTRICTIONS

This project is restricted to the Sanitary Sewer Construction Fund.

DEPARTMENT:	STATE PROGRAM:	PROJECT TITLE:	YEAR FIRST SUBMITTED:	TOTAL PROJECT COST
55 - Engineering / Sanitary Sewer	8C - Business Type	Manhole Replacement / Rehabilitation Program (Consent Decree)	FY 2012 ACTIVITY NO: 710-1335	$ 153,122

2019 EXPENSE	2020 BUDGET	PROJECT BUDGET	2021	2022	2023	2024	2025	2026
		A. EXPENDITURE ITEMS						
$ 1,713	$ 6,500	Engineering Services	$ —	$ —	$ 6,500	$ —	$ 6,500	$ —
$ 11,409	$ 43,500	Construction Cost	$ —	$ —	$ 43,500	$ —	$ 33,500	$ —
$ 13,122	$ 50,000	TOTAL	$ —	$ —	$ 50,000	$ —	$ 40,000	$ —
		B. PROJECT FINANCING						
$ 13,122	$ 50,000	Sanitary Sewer Construction Fund	$ —	$ —	$ 50,000	$ —	$ 40,000	$ —
$ 13,122	$ 50,000	TOTAL	$ —	$ —	$ 50,000	$ —	$ 40,000	$ —

PROJECT DESCRIPTION/JUSTIFICATION

This project provides for the replacement/rehabilitation of aging and deteriorated sanitary sewer manholes. Project funds are to rehabilitative or replace sanitary sewer manholes per the approved Consent Decree or as appropriate throughout the City. This also provides for the installation of new manholes in conjunction with the street overlay program undertaken annually by the Public Works Department. Over time, manholes can deteriorate to the point such that they allow excessive inflow or infiltration (I&I) of groundwater or surface water into the sanitary sewer which can lead to sanitary sewer overflows. The replacement/ rehabilitation cost of each manhole is approximately $10,000. This project is related to Stormwater Infiltration & Inflow Elimination Program, CIP 720-2332. The City's sanitary sewer system Capacity, Management, Operation, and Maintenance Program (CMOM), established to fulfill a requirement of the Consent Decree, outlines that the City budgets "on average" $100,000 per year to replace manholes. In accordance with CMOM, this CIP, along with CIP 7202332, should total "on average" $100,000 each year to replace sanitary sewer manholes.

RELATIONSHIP TO OTHER PROJECTS

This capital project is related to the Stormwater Infiltration & Inflow Elimination Program (CIP #720-2332) and must be funded in the same year as that project to total $100,000 between the two programs.

OUTCOME

Sustainable Environment: Have clean water – ground and surface.

FUNDING RESTRICTIONS

This project is restricted to the Sanitary Sewer Construction Fund.

DEPARTMENT:	STATE PROGRAM:	PROJECT TITLE:	YEAR FIRST SUBMITTED:	TOTAL PROJECT COST
55 - Engineering / Sanitary Sewer	8C - Business Type	Center Place Alley Sanitary Sewer Rehabilitation	FY 2019 ACTIVITY NO: 710-2844	$ 410,000

2019 EXPENSE	2020 BUDGET	PROJECT BUDGET	2021	2022	2023	2024	2025	2026
		A. EXPENDITURE ITEMS						
		Engineering Services	$ 38,000	$ —	$ —	$ —	$ —	$ —
		Construction Cost	$ 372,000		$ —	$ —	$ —	$ —
$ —	$ —	TOTAL	$ 410,000	$ —	$ —	$ —	$ —	$ —
		B. PROJECT FINANCING						
		State Revolving Fund Loan	$ 410,000		$ —	$ —	$ —	$ —
$ —	$ —	TOTAL	$ 410,000	$ —	$ —	$ —	$ —	$ —
		C. IMPACT - OPERATIONS						
		Operating Cost (Savings)	$ —	$ 18,655	$ 18,655	$ 18,655	$ —	$ —
		Operating Revenue	$ —	$ —	$ —	$ —	$ —	$ —

PROJECT DESCRIPTION/JUSTIFICATION
This project replaces 500 LF of failing sanitary sewer with a new 8" line and resurfaces the heavily deteriorated alley pavement.

RELATIONSHIP TO OTHER PROJECTS
This project is not related to other capital projects.

OUTCOME
Financially Responsible, High Performance City Organization: Service value for taxes and fees.

FUNDING RESTRICTIONS
This project is restricted to the Sanitary Sewer Construction Fund.

DEPARTMENT:	STATE PROGRAM:	PROJECT TITLE:	YEAR FIRST SUBMITTED:	TOTAL PROJECT COST
55 - Engineering / Sanitary Sewer	8C - Business Type	Perry Street & Bradley Street Lift Station and Force Main Improvements	FY 2018 ACTIVITY NO: 710-	$ 260,000

2019 EXPENSE	2020 BUDGET	PROJECT BUDGET	2021	2022	2023	2024	2025	2026
		A. EXPENDITURE ITEMS						
		Engineering Services	$ —	$ 35,000		$ —	$ —	$ —
		Construction Cost	$ —	$ —	$ 225,000	$ —	$ —	$ —
$ —	$ —	TOTAL	$ —	$ 35,000	$ 225,000	$ —	$ —	$ —
		B. PROJECT FINANCING						
		State Revolving Loan Fund	$ —	$ —	$ 225,000	$ —	$ —	$ —
		Sanitary Sewer Construction Fund	$ —	$ 35,000	$ —	$ —	$ —	$ —
$ —	$ —	TOTAL	$ —	$ 35,000	$ 225,000	$ —	$ —	$ —

PROJECT DESCRIPTION/JUSTIFICATION

This project provides for the replacement of approximately 1,450 feet of 6-inch diameter ductile iron force main serving the Perry Street and Bradley Street lift stations. The design and engineering line item shall provide for professional engineering services to complete bid and award documents in accordance with Iowa SRF financing requirements. The City's W&RRC maintenance crew has identified necessary improvements following multiple 6-inch diameter force main breaks serving the Perry and Bradley Street lift stations. The force mains have experienced failures since 2010, causing disruption and damage to private property.

RELATIONSHIP TO OTHER PROJECTS

This project is not related to other capital projects.

OUTCOME

Financially Responsible, High Performance City Organization: Customer-focused City service delivery.

FUNDING RESTRICTIONS

This project is restricted to the Sanitary Sewer Construction Fund.

DEPARTMENT:	STATE PROGRAM:	PROJECT TITLE:	YEAR FIRST SUBMITTED:	TOTAL PROJECT COST
55 - Engineering / Sanitary Sewer	8C - Business Type	Couler Valley Interceptor Inspection & Cleaning	FY 2018 ACTIVITY NO: 710-	$ 85,000

2019 EXPENSE	2020 BUDGET	PROJECT BUDGET	2021	2022	2023	2024	2025	2026
		A. EXPENDITURE ITEMS						
		Consultant Cost	$ —	$ —	$ 30,000	$ —	$ —	$ —
		Engineering Services	$ —	$ —	$ 5,000	$ —	$ —	$ —
		Construction	$ —	$ —	$ 50,000	$ —	$ —	$ —
$ —	$ —	TOTAL	$ —	$ —	$ 85,000	$ —	$ —	$ —
		B. PROJECT FINANCING						
		Sanitary Sewer Construction Fund	$ —	$ —	$ 85,000	$ —	$ —	$ —
$ —	$ —	TOTAL	$ —	$ —	$ 85,000	$ —	$ —	$ —

PROJECT DESCRIPTION/JUSTIFICATION

This project fund provides for investigation of the 36 and 42 inch diameter Couler Valley Sanitary Sewer Collector that runs along Elm Street between 14th Street and Garfield Avenue. The project length is approximately 2,091 LF of 42" pipe and 317 LF of 36" pipe with a total of 9 manholes. In 2016, the sewer was inspected and partially cleaned by the City's public works crew following flow metering indications of a partial blockage in the sewer along Elm Street downstream of the Bee Branch project where a recent sanitary siphon was installed. Any type of blockage downstream of a siphon could potentially lead to a sanitary sewer overflow. During cleaning and inspection there were several sections that were not passable by the City's crews and there were concerns about the pipe condition, prompting a request to seek professional inspection services and contracted heavy duty cleaning.

RELATIONSHIP TO OTHER PROJECTS

This project is not related to other capital projects.

OUTCOME

Sustainable Environment: Have clean water – ground and surface.

FUNDING RESTRICTIONS

This project is restricted to the Sanitary Sewer Construction Fund.

DEPARTMENT: 55 - Engineering / Sanitary Sewer		STATE PROGRAM: 8C - Business Type	PROJECT TITLE: General Sanitary Sewer Replacement			YEAR FIRST SUBMITTED: ACTIVITY NO: 710-1289		TOTAL PROJECT COST $ 1,000,000
2019 EXPENSE	**2020 BUDGET**	**PROJECT BUDGET**	**2021**	**2022**	**2023**	**2024**	**2025**	**2026**
		A. EXPENDITURE ITEMS						
		Engineering & Design	$ —	$ —	$ —	$ —	$ —	$ —
		Engineering Services	$ 20,000	$ 20,000	$ 20,000	$ 20,000	$ 20,000	$ 20,000
		Construction	$ 180,000	$ 180,000	$ 180,000	$ 180,000	$ 180,000	$ 180,000
$ —	$ —	TOTAL	$ 200,000	$ 200,000	$ 200,000	$ 200,000	$ 200,000	$ 200,000
		B. PROJECT FINANCING						
		Sanitary Sewer Construction Fund	$ 200,000	$ 200,000	$ 200,000	$ 200,000	$ 200,000	$ 200,000
$ —	$ —	TOTAL	$ 200,000	$ 200,000	$ 200,000	$ 200,000	$ 200,000	$ 200,000

PROJECT DESCRIPTION/JUSTIFICATION

This project provides for emergency replacement of the City's sanitary sewer system when significant and potentially hazardous defects are discovered. The City has initiated efforts to inspect and characterize the condition of the 300+ mile sanitary sewer system in order to prioritize and address high risk sections [see CIP 710-2793: Sanitary Sewer CCTV Inspection, Cleaning, & Assessment] in order to identify sewers in need of replacement and help prioritize those with a higher risk of failure. However, until that process is completed, this project provides funding to replace higher risk sewers discovered during the course of the year. Finally, this provides funding to replace sanitary sewers impacted by other City infrastructure replacement projects (i.e. street reconstruction/resurfacing projects).

RELATIONSHIP TO OTHER PROJECTS

This project is not related to other capital projects.

OUTCOME

Sustainable Environment: Have clean water – ground and surface.

FUNDING RESTRICTIONS

This project is restricted to the Sanitary Sewer Construction Fund.

DEPARTMENT:	STATE PROGRAM:	PROJECT TITLE:	YEAR FIRST SUBMITTED:	TOTAL PROJECT COST
55 - Engineering / Stormwater	8C - Business Type	Stormwater Infiltration & Inflow Elimination Program	FY 2015 ACTIVITY NO: 720-2332	$ 504,798

2019 EXPENSE	2020 BUDGET	PROJECT BUDGET	2021	2022	2023	2024	2025	2026
		A. EXPENDITURE ITEMS						
	$ 12,500	Design & Engineering	$ 5,000	$ 5,000	$ 10,000	$ 12,500	$ 12,500	$ 12,500
$ 14,798	$ 87,500	Construction	$ 45,000	$ 45,000	$ 80,000	$ 87,500	$ 87,500	$ 87,500
$ 14,798	$ 100,000	TOTAL	$ 50,000	$ 50,000	$ 90,000	$ 100,000	$ 100,000	$ 100,000
		B. PROJECT FINANCING						
$ 14,798	$ 100,000	Stormwater Construction Fund	$ 50,000	$ 50,000	$ 90,000	$ 100,000	$ 100,000	$ 100,000
$ 14,798	$ 100,000	TOTAL	$ 50,000	$ 50,000	$ 90,000	$ 100,000	$ 100,000	$ 100,000

PROJECT DESCRIPTION/JUSTIFICATION

This project provides for the elimination of the City's brick sanitary sewer manholes and replacement/rehabilitation of sewers as needed to eliminate wastewater from entering into the stormwater management system. Brick manholes are highly susceptible to leaking stormwater and when stormwater gets into the sanitary sewer collection system it can overwhelm the system and cause the stormwater/wastewater mixture to overflow into local creeks, streams and rivers. The City's NPDES stormwater permit requires the City to eliminate this discharge in order to protect the biological integrity of the receiving waters. Replacing porous brick manholes with water-tight manholes reduces the flow of stormwater into the sanitary sewer system and supports the city's efforts to comply with the requirements identified in the USEPA/IDNR/City of Dubuque Consent Decree. This project is related to Sanitary Sewer Manhole Replacement Project, CIP 710-1335. The City's sanitary sewer system Capacity, Management, Operation, and Maintenance Program (CMOM), established to fulfill a requirement of the Consent Decree, outlines that the City budgets "on average" $100,000 per year to replace manholes. In accordance with CMOM, this CIP, along with CIP 7101335, should total "on average" $100,000 each year to replace sanitary sewer manholes.

RELATIONSHIP TO OTHER PROJECTS

This project is not related to other capital projects.

OUTCOME

Sustainable Environment: Have clean water – ground and surface.

FUNDING RESTRICTIONS

This project is restricted to the Stormwater Construction Fund and the Sanitary Sewer Construction Fund.

DEPARTMENT:	STATE PROGRAM:	PROJECT TITLE:	YEAR FIRST SUBMITTED:	TOTAL PROJECT COST
55 - Engineering / Stormwater	8C - Business Type	Storm Sewer - General Replacements	FY 2012 ACTIVITY NO: 720-1066	$ 454,255

2019 EXPENSE	2020 BUDGET	PROJECT BUDGET	2021	2022	2023	2024	2025	2026
		A. EXPENDITURE ITEMS						
		Design & Engineering	$ 20,000	$ 20,000	$ 20,000	$ 30,000	$ 26,600	$ 27,100
		Construction	$ 30,000	$ 30,000	$ 30,000	$ 70,000	$ 177,655	$ 181,240
$ —	$ —	TOTAL	$ 50,000	$ 50,000	$ 50,000	$ 100,000	$ 204,255	$ 208,340
		B. PROJECT FINANCING						
		Stormwater Construction Fund	$ 50,000	$ 50,000	$ 50,000	$ 100,000	$ 204,255	$ 208,340
$ —	$ —	TOTAL	$ 50,000	$ 50,000	$ 50,000	$ 100,000	$ 204,255	$ 208,340

PROJECT DESCRIPTION/JUSTIFICATION

This project provides for the unanticipated replacement of stormwater management facilities within the City's storm sewer system. While efforts are taken to identify and prioritize the replacement of storm sewer facilities (intakes, manholes, storm sewer pipes, culverts, ditches, detention basins, etc.), this funding allows for the replacement of facilities deemed to be likely to fail if not replaced in the short term.

RELATIONSHIP TO OTHER PROJECTS

This project is not related to other capital projects.

OUTCOME

Sustainable Environment: Reduce the potential flooding through flood plain management, mitigation and protection.

FUNDING RESTRICTIONS

This project is restricted to the Stormwater Construction Fund.

DEPARTMENT:	STATE PROGRAM:	PROJECT TITLE:	YEAR FIRST SUBMITTED:	TOTAL PROJECT COST
55 - Engineering / Stormwater	8C - Business Type	Storm Sewer Improvements/Extensions	FY 2014 ACTIVITY NO: 720-1008	$ 380,894

2019 EXPENSE	2020 BUDGET	PROJECT BUDGET	2021	2022	2023	2024	2025	2026
		A. EXPENDITURE ITEMS						
$ 4,512	$ 10,000	Design & Engineering	$ 10,000	$ 10,000	$ 10,000	$ 10,500	$ 10,500	$ —
$ 6,490	$ 50,000	Construction	$ 50,000	$ 50,000	$ 50,000	$ 54,446	$ 54,446	$ —
$ 11,002	$ 60,000	TOTAL	$ 60,000	$ 60,000	$ 60,000	$ 64,946	$ 64,946	$ —
		B. PROJECT FINANCING						
$ 11,002	$ 60,000	Stormwater Construction Fund	$ 60,000	$ 60,000	$ 60,000	$ 64,946	$ 64,946	$ —
$ 11,002	$ 60,000	TOTAL	$ 60,000	$ 60,000	$ 60,000	$ 64,946	$ 64,946	$ —

PROJECT DESCRIPTION/JUSTIFICATION

This project provides for various storm sewer improvements such as adding storm sewer and catch basins. It also provides for City participation in the extension of public drainage facilities on private property. The extent of City participation will be limited to the City supplying construction materials on a case-by-case basis linked to private participation. These monies will only become available on a case-by-case basis, based on benefit to the City. This project is an appropriation for City participation in storm sewer construction in new subdivision developments and in existing areas to relieve drainage problems. Priorities are based upon citizen requests and severity of the problem.

RELATIONSHIP TO OTHER PROJECTS

This project is not related to other capital projects.

OUTCOME

Sustainable Environment: Reduce the potential flooding through flood plain management, mitigation and protection.

FUNDING RESTRICTIONS

This project is restricted to the Stormwater Construction Fund.

DEPARTMENT:	STATE PROGRAM:	PROJECT TITLE:	YEAR FIRST SUBMITTED:	TOTAL PROJECT COST
55 - Engineering / Stormwater	8C - Business Type	Catch Basin Reconstruction	FY 2014 ACTIVITY NO: 720-1081	$ 321,386

2019 EXPENSE	2020 BUDGET	PROJECT BUDGET	2021	2022	2023	2024	2025	2026
		A. EXPENDITURE ITEMS						
	$ 10,000	Design & Engineering	$ 10,000	$ 10,000	$ 10,000	$ 10,500	$ 10,500	$ 10,500
	$ 43,000	Construction	$ 43,000	$ 43,000	$ 43,060	$ 43,622	$ 44,704	$ 45,808
$ —	$ 53,000	TOTAL	$ 53,000	$ 53,000	$ 53,060	$ 54,122	$ 55,204	$ 56,308
		B. PROJECT FINANCING						
	$ 53,000	Stormwater Construction Fund	$ 53,000	$ 53,000	$ 53,060	$ 54,122	$ 55,204	$ 56,308
$ —	$ 53,000	TOTAL	$ 53,000	$ 53,000	$ 53,060	$ 54,122	$ 55,204	$ 56,308

PROJECT DESCRIPTION/JUSTIFICATION

This project provides funding for the reconstruction of catch basins. There are approximately 900 curb opening style catch basins throughout the city which were the standard prior to 1990. This project provides for the replacement of these and other old-style catch basins that are in disrepair within a fifteen year period. The current standard catch basin is much more efficient at collecting stormwater than the old -style catch basins. Old catch basins do not collect the desired amount of street drainage causing unnecessary street flooding. Under some circumstances, the old style catch basins have larger openings which can pose a safety risk to pedestrians.

RELATIONSHIP TO OTHER PROJECTS

This project is not related to other capital projects.

OUTCOME

Sustainable Environment: Reduce the potential flooding through flood plain management, mitigation and protection.

FUNDING RESTRICTIONS

This project is restricted to the Stormwater Construction Fund.

DEPARTMENT:	STATE PROGRAM:	PROJECT TITLE:	YEAR FIRST SUBMITTED:	TOTAL PROJECT COST
55 - Engineering / Stormwater	8C - Business Type	Drain Tile Program	FY 2014 ACTIVITY NO: 720-1354	$ 475,206

2019 EXPENSE	2020 BUDGET	PROJECT BUDGET	2021	2022	2023	2024	2025	2026
		A. EXPENDITURE ITEMS						
$ 690	$ 2,000	Design & Engineering	$ 10,000	$ 10,000	$ 10,000	$ 10,000	$ 7,000	$ 12,000
	$ 18,000	Construction	$ 90,400	$ 80,810	$ 91,224	$ 90,000	$ 55,082	$ 110,530
$ 690	$ 20,000	TOTAL	$ 100,400	$ 90,810	$ 101,224	$ 100,000	$ 62,082	$ 122,530
		B. PROJECT FINANCING						
$ 690	$ 20,000	Stormwater Construction Fund	$ 100,400	$ 90,810	$ 101,224	$ 100,000	$ 62,082	$ 122,530
$ 690	$ 20,000	TOTAL	$ 100,400	$ 90,810	$ 101,224	$ 100,000	$ 62,082	$ 122,530

PROJECT DESCRIPTION/JUSTIFICATION

This project provides for the installation of drain tile to collect sump pump discharge and direct it to a storm sewer where a storm sewer is not available. A significant number of homes in Dubuque utilize sump pumps to prevent groundwater from damaging basements. In many instances, sump pump discharge is directed through the curb into the street which serves as part of the public stormwater drainage system. The relatively constant flow of water into streets can damage streets and, in some instances, result in hazardous, slick street surfaces. This funding provides for addressing trouble spots where icing or algae impact intersections or where icing becomes extreme and its removal is beyond the capability of the average homeowner. When possible, the work is done in conjunction with street resurfacing projects and other Public Works efforts. Since 2007, over twenty of the more severe problem areas have been addressed. The cost per site has varied from $3,500 to $35,000. Some sites are more costly because they require the installation of additional storm sewer and catch basins; these are usually funded through unique CIP projects. The cost to address a typical site is roughly $10,000. With approximately $100,000 budgeted per year, the remaining identified and verified problem areas will be addressed within a 5-year period. The City continually receives calls about ice buildup and/or algae along the curb; However, not all warrant drain tile improvements.

RELATIONSHIP TO OTHER PROJECTS

This project is not related to other capital projects.

OUTCOME

Livable Neighborhoods and Housing: Have safe, healthy, inclusive neighborhoods citywide.

FUNDING RESTRICTIONS

This project is restricted to the Stormwater Construction Fund.

DEPARTMENT:	STATE PROGRAM:	PROJECT TITLE:	YEAR FIRST SUBMITTED:	TOTAL PROJECT COST
55 - Engineering / Stormwater	8C - Business Type	Bee Branch Creek Railroad Culverts (Phase 7 of Bee Branch Watershed Flood Mitigation Project)	FY 2013 ACTIVITY NO: 264-2769 340-2769 720-2769	$ 48,234,260

2019 EXPENSE	2020 BUDGET	PROJECT BUDGET	2021	2022	2023	2024	2025	2026
		A. EXPENDITURE ITEMS						
$ 1,851,801	$ 2,710,756	Design & Engineering	$ 1,810,000	$ —	$ —	$ —	$ —	$ —
	$ 150,000	Engineering Services	$ 150,000	$ —	$ —	$ —	$ —	$ —
$ 503,783	$ 140,000	Property Acquisition	$ —	$ —	$ —	$ —	$ —	$ —
$ 6,982,334	$ 18,550,237	Construction	$ 15,385,349	$ —	$ —	$ —	$ —	$ —
$ 9,337,918	$ 21,550,993	TOTAL	$ 17,345,349	$ —	$ —	$ —	$ —	$ —
		B. PROJECT FINANCING						
$ 5,650,607	$ 8,128,055	Federal Grant	$ 8,194,419	$ —	$ —	$ —	$ —	$ —
$ 613,700	$ 9,000,000	State Revolving Fund Loan	$ 7,300,090	$ —	$ —	$ —	$ —	$ —
$ 3,073,611	$ 3,523,143	Sales Tax Increment	$ 1,311,008	$ —	$ —	$ —	$ —	$ —
		Land & Water Conservation Grant	$ 175,000	$ —	$ —	$ —	$ —	$ —
	$ 899,795	Stormwater Construction Fund	$ 364,832	$ —	$ —	$ —	$ —	$ —
$ 9,337,918	$ 21,550,993	TOTAL	$ 17,345,349	$ —	$ —	$ —	$ —	$ —
		C. IMPACT - OPERATIONS						
		Operating Cost (Savings)	$ 315,729	$ 1,053,060	$ 1,053,560	$ 1,052,780	$ 1,053,060	$ —
		Operating Revenue	$ —	$ —	$ —	$ —	$ —	$ —

PROJECT DESCRIPTION/JUSTIFICATION

This project provides for the installation of culverts under the railroad tracks at the Canadian Pacific railroad yard at 506 Garfield Avenue. Improvements include six 8-foot diameter culverts to be tunneled under the railroad tracks. It also involves the construction of 3 12-foot wide by 10-foot high box culverts from Garfield Avenue to the south to a proposed transition structure where stormwater from the box culverts will join flow from the existing Bee Branch sewer and be directed into the proposed tunneled culverts and the existing box culverts under the railroad tracks. The project also includes construction of an outfall structure on the downstream end of the tunneled culverts where the culverts will discharge into the Bee Branch Creek south of the railroad tracks. Finally, it includes the retrofitting of the existing box culverts such that they provide dual functions: a hike/bike trail below the railroad tracks and stormwater management during extreme rain events. Installation of the new culverts is critical to mitigating the damage caused by repeated flash flooding in the Bee Branch Watershed. The Drainage Basin Master Plan predicted that there are over 1,155 homes and businesses in the Bee Branch Watershed at risk of flood damage during heavy rains, flooding and witnessed firsthand in Dubuque six times since 1999. A subsequent study in 2009 by the Federal Emergency Management Agency (FEMA) identified a flood prone area in the Bee Branch Watershed impacting 1,373 properties. Of the seven (7) Presidential Disaster Declarations issued between 1999 and 2011 due to the damage sustained as a result of intense rainfall and flash flooding, six (6) have hit the Bee Branch Watershed particularly hard with estimated damages totaling $69.8 million, or about $5.8 million annually. Once the improvements are implemented, flash flooding experienced within the Bee Branch Watershed will be mitigated and the annual cost of flood damage will be negligible.

DEPARTMENT:	STATE PROGRAM:	PROJECT TITLE:	YEAR FIRST SUBMITTED:	FY 2013	TOTAL PROJECT COST
55 - Engineering / Stormwater	8C - Business Type	Bee Branch Creek Railroad Culverts (Phase 7 of Bee Branch Watershed Flood Mitigation Project)	ACTIVITY NO:	264-2769	
			340-2769	720-2769	$ 48,234,260

PROJECT DESCRIPTION/JUSTIFICATION (Cont)

The Bee Branch Creek Restoration is the key component of the Watershed Flood Mitigation Project that will prevent an estimated $582 million in damages over the 100 year design life of the project, protect lives, and stop private disinvestment in the watershed. The use of the State Revolving Fund (SRF) loan will allow for spreading the cost of the improvements over several years with a known, low interest rate (1.75 to 2.75% depending on the repayment term). Through the SRF Sponsored Projects program, the interest rate can be lowered further when offset by increasing the loan principal to pay for additional water quality improvements within the watershed; The City would not pay any more than it would have for just the Bee Branch improvements. Instead, two water quality projects can be completed for the cost of one.

RELATIONSHIP TO OTHER PROJECTS

This project is not related to other capital projects.

OUTCOME

Sustainable Environment: Reduce the potential flooding through flood plain management, mitigation and protection.

FUNDING RESTRICTIONS

This project is restricted to the Stormwater Construction Fund, HUD NDRC grant funds, SRF, and Sales Tax Increment funds.

DEPARTMENT:	STATE PROGRAM:	PROJECT TITLE:	YEAR FIRST SUBMITTED:	TOTAL PROJECT COST
55 - Engineering / Stormwater	8C - Business Type	Bee Branch Gate & Pump Replacement Project (Phase 5 of Bee Branch Watershed Flood Mitigation Project)	ACTIVITY NO: 3402608 7202608	$ 9,959,249

2019 EXPENSE	2020 BUDGET	PROJECT BUDGET	2021	2022	2023	2024	2025	2026
		A. EXPENDITURE ITEMS						
$ 46,335		Design & Engineering	$ 305,445	$ 344,592	$ —	$ —	$ —	$ —
$ 2,750	$ 6,154	Engineering Services	$ 78,973	$ 40,000	$ —	$ —	$ —	$ —
		Construction	$ 4,750,000	$ 4,385,000	$ —	$ —	$ —	$ —
$ 49,085	$ 6,154	TOTAL	$ 5,134,418	$ 4,769,592	$ —	$ —	$ —	$ —
		B. PROJECT FINANCING						
		Federal Grant	$ 1,250,000	$ 1,250,000	$ —	$ —	$ —	$ —
$ 49,085	$ 6,154	Sales Tax Increment	$ 3,500,000	$ 3,519,592	$ —	$ —	$ —	$ —
		Stormwater Construction Fund	$ 384,418	$ —	$ —	$ —	$ —	$ —
$ 49,085	$ 6,154	TOTAL	$ 5,134,418	$ 4,769,592	$ —	$ —	$ —	$ —

PROJECT DESCRIPTION/JUSTIFICATION

This project provides for the replacement of the Bee Branch ponding area flood gates and the pumping station that help prevent the Mississippi from flooding in the Bee Branch Watershed. Improvements include replacement of the existing flood gates and the installation of an additional gate, replacement of the existing flood pumps and installation of additional pumps, replacement of the electrical service to the pump station, and the installation of an additional back-up generator. The improvements will provide a system that can accommodate the flooding that has been occurring since 1999, flooding that has resulted in six presidential disaster declarations. It also provides for additional resiliency options as rainstorms increase in both depth and intensity. This project is Phase 5 of the Bee Branch Watershed Flood Mitigation Project. The Bee Branch Watershed Flood Mitigation Project phases are as follows: Phase 1 - Carter Road Detention Basin; Phase 2 - W.32nd Street Detention Basin; Phase 3 - Historic Millwork District; Phase 4 - Lower Bee Branch Creek Restoration; Phase 5 - Bee Branch Flood Mitigation Gate Replacement Project; Phase 6 - Impervious Surface Reduction (Pervious Pavement Systems); Phase 7 - Upper Bee Branch Creek Restoration; Phase 8 - 22nd St/Kaufmann Ave Storm Sewer Improvements; Phase 9 - Flood Maintenance Facility; Phase 10 - North End Storm Sewer Improvements; Phase 11 - Water Plant Flood Protection System; Phase 12 - 17th St/W. Locust Street Storm Sewer Improvements.

RELATIONSHIP TO OTHER PROJECTS

This project is not related to other capital projects.

OUTCOME

Sustainable Environment: Reduce the potential flooding through flood plain management, mitigation and protection.

FUNDING RESTRICTIONS

This project is restricted to the Stormwater Construction Fund, EDA grant funds, SRF, and Sales Tax Increment funds.

DEPARTMENT:	STATE PROGRAM:	PROJECT TITLE:	YEAR FIRST SUBMITTED:	TOTAL PROJECT COST
55 - Engineering / Stormwater	8C - Business Type	Flood Control Maintenance Facility (Phase 9 of Bee Branch Watershed Flood Mitigation Project)	FY 2017 ACTIVITY NO: 720-2609 340-2609	$ 529,284

2019 EXPENSE	2020 BUDGET	PROJECT BUDGET	2021	2022	2023	2024	2025	2026
		A. EXPENDITURE ITEMS						
	$ 125,365	Design & Engineering	$ —	$ —	$ —	$ 210,000	$ —	$ —
$ 138,700	$ 34,730	Engineering Services	$ —	$ —	$ —	$ 10,000	$ —	$ —
	$ 10,489	Construction	$ —	$ —	$ —	$ —	$ —	$ —
$ 138,700	$ 170,584	TOTAL	$ —	$ —	$ —	$ 220,000	$ —	$ —
		B. PROJECT FINANCING						
		Federal Grant	$ —	$ —	$ —	$ —	$ —	$ —
$ 138,700	$ 143,684	Sales Tax Increment	$ —	$ —	$ —	$ 220,000	$ —	$ —
$ 138,700	$ 170,584	TOTAL	$ —	$ —	$ —	$ 220,000	$ —	$ —

PROJECT DESCRIPTION/JUSTIFICATION

This project involves the construction of a maintenance facility near 16th and Elm Streets near the Bee Branch Creek on the former Blum Metal Recycling facility. In addition to providing work space for City employees assigned to maintaining the Bee Branch Creek Greenway, the facility will provide storage of a boat that will allow access to every foot of the newly created creek shoreline. It will also provide public restrooms which will double as a storm shelter for people within the greenway in the event that severe weather approaches while they are in the mile long corridor. Parking will also be provided as part of the project. The Flood Mitigation Maintenance Facility will provide the work space and equipment storage areas necessary to provide adequate maintenance of the Bee Branch Creek and the 16th Street Detention Basin to ensure that the facilities are able to function at an optimum level when a flash flood occurs. While the buildings on the east property will be removed, the possible use of the existing Elm Street building on the west property is still under consideration. If it is saved, there will be a decision about the use of the upper floors possibly for City offices. Environmental cleanup activities are expected to conclude in FY21. Design of the facility will begin in FY24 with construction anticipated in FY28 based on availabile State Flood Mitigation Program funding. This project is Phase 9 of the Bee Branch Watershed Flood Mitigation Project. The Bee Branch Watershed Flood Mitigation Project phases are as follows: Phase 1 - Carter Road Detention Basin; Phase 2 - W.32nd Street Detention Basin; Phase 3 - Historic Millwork District; Phase 4 - Lower Bee Branch Creek Restoration; Phase 5 - Bee Branch Flood Mitigation Gate Replacement Project; Phase 6 - Impervious Surface Reduction (Pervious Pavement Systems); Phase 7 - Upper Bee Branch Creek Restoration; Phase 8 - 22nd St/Kaufmann Ave Storm Sewer Improvements; Phase 9 - Flood Maintenance Facility; Phase 10 - North End Storm Sewer Improvements; Phase 11 - Water Plant Flood Protection System; Phase 12 - 17th St/W. Locust Street Storm Sewer Improvements.

RELATIONSHIP TO OTHER PROJECTS

This project is not related to other capital projects.

OUTCOME

Sustainable Environment: Reduce the potential flooding through flood plain management, mitigation and protection.

FUNDING RESTRICTIONS

This project is restricted to the Stormwater Construction Fund and the State Flood Mitigation Funds.

DEPARTMENT:	STATE PROGRAM:	PROJECT TITLE:	YEAR FIRST SUBMITTED:	TOTAL PROJECT COST
55 - Engineering / Stormwater	8C - Business Type	University Avenue Storm Sewer Reconstruction (Street Project)	FY 2018 ACTIVITY NO: 720-1811	$ 175,000

2019 EXPENSE	2020 BUDGET	PROJECT BUDGET	2021	2022	2023	2024	2025	2026
		A. EXPENDITURE ITEMS						
	$ 25,000	Design & Engineering	$ —	$ —	$ —	$ —	$ —	$ —
		Construction	$ —	$ —	$ 150,000	$ —	$ —	$ —
$ —	$ 25,000	TOTAL	$ —	$ —	$ 150,000	$ —	$ —	$ —
		B. PROJECT FINANCING						
	$ 25,000	Stormwater Construction Fund	$ —	$ —	$ 150,000	$ —	$ —	$ —
$ —	$ 25,000	TOTAL	$ —	$ —	$ 150,000	$ —	$ —	$ —

PROJECT DESCRIPTION/JUSTIFICATION

This project provides for the relocation, reconstruction, and extension of storm sewer as necessary due to the construction of the three roundabouts on University Avenue outlined in the East/West Corridor Study. The construction of roundabouts requires the relocation and possible improvements to the existing storm sewer system along University Avenue between Loras Boulevard and Pennsylvania Avenue.

RELATIONSHIP TO OTHER PROJECTS

This project is related to the University Avenue Roundabout Project and must be scheduled in the same fiscal year as that project.

OUTCOME

Sustainable Environment: Reduce the potential flooding through flood plain management, mitigation and protection.

FUNDING RESTRICTIONS

This project is can be funded by the Stormwater Construction Fund or the funds utilized to reconstruct the street.

DEPARTMENT:	STATE PROGRAM:	PROJECT TITLE:	YEAR FIRST SUBMITTED:	TOTAL PROJECT COST
55 - Engineering / Stormwater	8C - Business Type	Heeb Street Storm Sewer (Street Program)	FY 2019 ACTIVITY NO: 720-2612	$ 30,000

2019 EXPENSE	2020 BUDGET	PROJECT BUDGET	2021	2022	2023	2024	2025	2026
		A. EXPENDITURE ITEMS						
	$ 5,000	Design & Engineering	$ —	$ —	$ —	$ —	$ —	$ —
		Construction	$ 25,000	$ —	$ —	$ —	$ —	$ —
$ —	$ 5,000	TOTAL	$ 25,000	$ —	$ —	$ —	$ —	$ —
		B. PROJECT FINANCING						
	$ 5,000	Stormwater Construction Fund	$ 25,000	$ —	$ —	$ —	$ —	$ —
$ —	$ 5,000	TOTAL	$ 25,000	$ —	$ —	$ —	$ —	$ —

PROJECT DESCRIPTION/JUSTIFICATION
This project provides for the extension of storm sewer from Kaufmann Ave to the south on Heeb Street in conjunction with the reconstruction of Heeb Street. Reconstruction of Heeb Street with a standard curb and gutter will require catch basins and storm sewer to drain the pavement.

RELATIONSHIP TO OTHER PROJECTS
This project is related to the Heeb Street Reconstruction Project and needs to be scheduled in the same fiscal year as that project.

OUTCOME
Sustainable Environment: Reduce the potential flooding through flood plain management, mitigation and protection.

FUNDING RESTRICTIONS
This project is restricted to the Stormwater Construction Fund.

DEPARTMENT:	STATE PROGRAM:	PROJECT TITLE:	YEAR FIRST SUBMITTED:	TOTAL PROJECT COST
55 - Engineering / Stormwater	8C - Business Type	Keokuk Storm Sewer Extension	FY 2017 ACTIVITY NO: 720-	$ 44,600

2019 EXPENSE	2020 BUDGET	PROJECT BUDGET	2021	2022	2023	2024	2025	2026
		A. EXPENDITURE ITEMS						
		Design & Engineering	$ —	$ 8,600	$ —	$ —	$ —	$ —
		Construction	$ —	$ 36,000	$ —	$ —	$ —	$ —
$ —	$ —	TOTAL	$ —	$ 44,600	$ —	$ —	$ —	$ —
		B. PROJECT FINANCING						
		Stormwater Construction Fund	$ —	$ 44,600	$ —	$ —	$ —	$ —
$ —	$ —	TOTAL	$ —	$ 44,600	$ —	$ —	$ —	$ —

PROJECT DESCRIPTION/JUSTIFICATION
This project involves the construction of 15-inch diameter storm sewer from Keokuk Street to the north along the unimproved but platted National Street. The existing sewer from Keokuk discharges onto National Street and flows over ground for a few hundred feet before it enters into another section of the City's storm sewer system network. The current system is susceptible to erosion and maintenance issues and costs.

RELATIONSHIP TO OTHER PROJECTS
This project is not related to other capital projects.

OUTCOME
Sustainable Environment: Reduce the potential flooding through flood plain management, mitigation and protection.

FUNDING RESTRICTIONS
This project is restricted to the Stormwater Construction Fund.

DEPARTMENT:	STATE PROGRAM:	PROJECT TITLE:	YEAR FIRST SUBMITTED:	TOTAL PROJECT COST
55 - Engineering / Stormwater	8C - Business Type	Copper Field Storm Sewer Extension	FY 2018 ACTIVITY NO: 720-	$ 34,700

2019 EXPENSE	2020 BUDGET	PROJECT BUDGET	2021	2022	2023	2024	2025	2026
		A. EXPENDITURE ITEMS						
		Design & Engineering	$ —	$ 6,000	$ —	$ —	$ —	$ —
		Construction	$ —	$ 28,700	$ —	$ —	$ —	$ —
$ —	$ —	TOTAL	$ —	$ 34,700	$ —	$ —	$ —	$ —
		B. PROJECT FINANCING						
		Stormwater Construction Fund	$ —	$ 34,700	$ —	$ —	$ —	$ —
$ —	$ —	TOTAL	$ —	$ 34,700	$ —	$ —	$ —	$ —

PROJECT DESCRIPTION/JUSTIFICATION

This project involves the extension of approximately 150 feet of storm sewer along Copper Field to Mill Run. Several homes on Mill Run utilize sump pumps and drain tile to prevent groundwater damage to their homes. The sump pump discharge is directed through the curb into the street. While curb and gutter is designed to convey storm water, the relatively constant flow of drain tile and sump pump discharge has resulted in hazardous, slick street surfaces. Extension of the storm sewer will facilitate the extension of drain tile and the interception of the sometimes hazardous discharge.

RELATIONSHIP TO OTHER PROJECTS

This project is not related to other capital projects.

OUTCOME

Sustainable Environment: Reduce the potential flooding through flood plain management, mitigation and protection.

FUNDING RESTRICTIONS

This project is restricted to the Stormwater Construction Fund.

DEPARTMENT:	STATE PROGRAM:	PROJECT TITLE:	YEAR FIRST SUBMITTED:	TOTAL PROJECT COST
55 - Engineering / Stormwater	8C - Business Type	Key Way Drive Outfall and Storm Sewer Replacement Project	FY 2018 ACTIVITY NO: 720-	$ 30,100

2019 EXPENSE	2020 BUDGET	PROJECT BUDGET	2021	2022	2023	2024	2025	2026
		A. EXPENDITURE ITEMS						
		Design & Engineering	$ —	$ 5,000	$ —	$ —	$ —	$ —
		Construction	$ —	$ 25,100	$ —	$ —	$ —	$ —
$ —	$ —	TOTAL	$ —	$ 30,100	$ —	$ —	$ —	$ —
		B. PROJECT FINANCING						
		Stormwater Construction Fund	$ —	$ 30,100	$ —	$ —	$ —	$ —
$ —	$ —	TOTAL	$ —	$ 30,100	$ —	$ —	$ —	$ —

PROJECT DESCRIPTION/JUSTIFICATION

This project provides funds for the repair of approximately 64 linear feet of 48-inch diameter storm sewer located at the outfall adjacent to Key Way Drive. The project is subject to access issues, so costs include site access and site restoration as necessary. The area is residential. In response to a Public Works request and site investigation, the storm sewer sections scheduled for replacement were seen to be significantly eroded and beyond repair.

RELATIONSHIP TO OTHER PROJECTS

This project is not related to other capital projects.

OUTCOME

Sustainable Environment: Reduce the potential flooding through flood plain management, mitigation and protection.

FUNDING RESTRICTIONS

This project is restricted to the Stormwater Construction Fund.

DEPARTMENT:	STATE PROGRAM:	PROJECT TITLE:	YEAR FIRST SUBMITTED:	TOTAL PROJECT COST
55 - Engineering / Stormwater	8C - Business Type	Pennsylvania Culvert Replacement	FY 2018 ACTIVITY NO: 720-	$ 25,000

2019 EXPENSE	2020 BUDGET	PROJECT BUDGET	2021	2022	2023	2024	2025	2026
		A. EXPENDITURE ITEMS						
		Design & Engineering	$ —	$ —	$ —	$ —	$ 25,000	$ —
		Construction	$ —	$ —	$ —	$ —	$ —	$ 100,000
$ —	$ —	TOTAL	$ —	$ —	$ —	$ —	$ 25,000	$ 100,000
		B. PROJECT FINANCING						
		Stormwater Construction Fund	$ —	$ —	$ —	$ —	$ 25,000	$ 100,000
$ —	$ —	TOTAL	$ —	$ —	$ —	$ —	$ 25,000	$ 100,000

PROJECT DESCRIPTION/JUSTIFICATION
The project provides for the replacement/rehab of a large diameter corrugated metal culvert under Pennsylvania west of Radford Road near 6505 Pennsylvania Avenue. The culvert is in poor condition requiring repeated maintenance.

RELATIONSHIP TO OTHER PROJECTS
This project is not related to other capital projects.

OUTCOME
Sustainable Environment: Reduce the potential flooding through flood plain management, mitigation and protection.

FUNDING RESTRICTIONS
This project is restricted to the Stormwater Construction Fund.

DEPARTMENT:	STATE PROGRAM:	PROJECT TITLE:	YEAR FIRST SUBMITTED:	TOTAL PROJECT COST
55 - Engineering / Stormwater	8C - Business Type	Windsor Storm Extension (Buena Vista to Strauss)	FY 2017 ACTIVITY NO: 720-2414	$ 80,500

2019 EXPENSE	2020 BUDGET	PROJECT BUDGET	2021	2022	2023	2024	2025	2026
		A. EXPENDITURE ITEMS						
		Design & Engineering	$ —	$ —	$ —	$ 8,500	$ —	$ —
		Construction	$ —	$ —	$ —	$ 72,000	$ —	$ —
$ —	$ —	TOTAL	$ —	$ —	$ —	$ 80,500	$ —	$ —
		B. PROJECT FINANCING						
		Stormwater Construction Fund	$ —	$ —	$ —	$ 80,500	$ —	$ —
$ —	$ —	TOTAL	$ —	$ —	$ —	$ 80,500	$ —	$ —

PROJECT DESCRIPTION/JUSTIFICATION
The project provides for the construction of 265 feet of 15-inch diameter storm sewer on Windsor Avenue from Buena Vista to Strauss. This project was budgeted previously but was delayed as a result of prioritizing other pressing stormwater management needs. The additional storm sewer will reduce the threat of stormwater entering onto private property and causing property damage just south of Buena Vista.

RELATIONSHIP TO OTHER PROJECTS
This project is not related to other capital projects.

OUTCOME
Sustainable Environment: Reduce the potential flooding through flood plain management, mitigation and protection.

FUNDING RESTRICTIONS
This project is restricted to the Stormwater Construction Fund.

DEPARTMENT:	STATE PROGRAM:	PROJECT TITLE:	YEAR FIRST SUBMITTED:	TOTAL PROJECT COST
55 - Engineering / Stormwater	8C - Business Type	Seippel Road Culvert Replacement (Street Project)	FY 2018 ACTIVITY NO: 720	$ 56,000

2019 EXPENSE	2020 BUDGET	PROJECT BUDGET	2021	2022	2023	2024	2025	2026
		A. EXPENDITURE ITEMS						
		Engineering Services	$ —	$ 8,000	$ —	$ —	$ —	$ —
		Construction	$ —	$ —	$ 48,000	$ —	$ —	$ —
$ —	$ —	TOTAL	$ —	$ 8,000	$ 48,000	$ —	$ —	$ —
		B. PROJECT FINANCING						
		Stormwater Construction Fund	$ —	$ 8,000	$ 48,000	$ —	$ —	$ —
$ —	$ —	TOTAL	$ —	$ 8,000	$ 48,000	$ —	$ —	$ —

PROJECT DESCRIPTION/JUSTIFICATION

The project involves the replacement of the existing large diameter culvert that passes stormwater under Seippel Road just south of Commerce Park. The existing corrugated metal culvert is starting to deteriorate and nearing the end of its life-cycle. This work would be most cost effective if done in conjunction with the Seippel Road Street Reconstruction Project. However, due to the deteriorated nature of the culvert, it may need to be replaced as a stand alone project if the street reconstruction does not proceed within the next few years.

RELATIONSHIP TO OTHER PROJECTS

This project is related to the Century Drive Street Reconstruction Project and should be scheduled in the same fiscal year as that project.

OUTCOME

Sustainable Environment: Reduce the potential flooding through flood plain management, mitigation and protection.

FUNDING RESTRICTIONS

This project is can be funded by the Stormwater Construction Fund or the funds utilized to reconstruct the street.

DEPARTMENT:	STATE PROGRAM:	PROJECT TITLE:	YEAR FIRST SUBMITTED:	TOTAL PROJECT COST
55 - Engineering / Stormwater	8C - Business Type	Catherine Street Storm Sewer Improvements	2021 ACTIVITY NO: 720-2847	$ 53,000

2019 EXPENSE	2020 BUDGET	PROJECT BUDGET	2021	2022	2023	2024	2025	2026
		A. EXPENDITURE ITEMS						
		Engineering Services	$ 5,000	$ —	$ —	$ —	$ —	$ —
		Construction	$ 48,000	$ —	$ —	$ —	$ —	$ —
$ —	$ —	TOTAL	$ 53,000	$ —	$ —	$ —	$ —	$ —
		B. PROJECT FINANCING						
		Stormwater Construction Fund	$ 53,000	$ —	$ —	$ —	$ —	$ —
$ —	$ —	TOTAL	$ 53,000	$ —	$ —	$ —	$ —	$ —

PROJECT DESCRIPTION/JUSTIFICATION
Project involves storm sewer improvements to better manage stormwater on Catherine Street. Currently, the street lacks the capacity to pass runoff down Catherine Street from W. 16th Street to W. 17th Street. As a result, runoff will flow from the street onto private property resulting in property damage.

RELATIONSHIP TO OTHER PROJECTS
This project is not related to other capital projects.

OUTCOME
Sustainable Environment: Reduce the potential flooding through flood plain management, mitigation and protection.

FUNDING RESTRICTIONS
This project is restricted to the Stormwater Construction Fund.

DEPARTMENT:	STATE PROGRAM:	PROJECT TITLE:	YEAR FIRST SUBMITTED:	TOTAL PROJECT COST
55 - Engineering / Stormwater	8C - Business Type	Villa Street Storm Sewer Replacement	FY2021	$ 33,330
			ACTIVITY NO: 720-1809	

2019 EXPENSE	2020 BUDGET	PROJECT BUDGET	2021	2022	2023	2024	2025	2026
		A. EXPENDITURE ITEMS						
	$ 330	Engineering Services	$ 5,000	$ —	$ —	$ —	$ —	$ —
		Construction	$ 28,000	$ —	$ —	$ —	$ —	$ —
$ —	$ 330	TOTAL	$ 33,000	$ —	$ —	$ —	$ —	$ —
		B. PROJECT FINANCING						
	$ 330	Stormwater Construction Fund	$ 33,000	$ —	$ —	$ —	$ —	$ —
$ —	$ 330	TOTAL	$ 33,000	$ —	$ —	$ —	$ —	$ —

PROJECT DESCRIPTION/JUSTIFICATION
This project involves the replacement of the storm sewer that serves Villa Street at the intersection with Rush Street. Reconstruction of the storm sewer is anticipated due to the impending reconstruction of the Villa Street retaining wall.

RELATIONSHIP TO OTHER PROJECTS
This project is related to the Villa Street Retaining Wall Reconstruction project and should be done in conjunction with that project.

OUTCOME
Sustainable Environment: Reduce the potential flooding through flood plain management, mitigation and protection.

FUNDING RESTRICTIONS
This project is can be funded by the Stormwater Construction Fund or the Sales Tax Fund (30%) utilized to reconstruct the street and retaining wall.

DEPARTMENT: 55 - Engineering / Stormwater		STATE PROGRAM: 8C - Business Type	PROJECT TITLE: Northridge Dr. Ct. Storm Sewer Extension			YEAR FIRST SUBMITTED: / ACTIVITY NO:	FY 2010 / 720-2668	TOTAL PROJECT COST $ 133,200
2019 EXPENSE	**2020 BUDGET**	**PROJECT BUDGET**	**2021**	**2022**	**2023**	**2024**	**2025**	**2026**
		A. EXPENDITURE ITEMS						
		Design & Engineering	$ —	$ —	$ —	$ —	$ 15,000	$ —
		Construction	$ —	$ —	$ —	$ —	$ 118,200	$ —
$ —	$ —	TOTAL	$ —	$ —	$ —	$ —	$ 133,200	$ —
		B. PROJECT FINANCING						
		Stormwater Construction Fund	$ —	$ —	$ —	$ —	$ 133,200	$ —
$ —	$ —	TOTAL	$ —	$ —	$ —	$ —	$ 133,200	$ —

PROJECT DESCRIPTION/JUSTIFICATION
The project provides for the extension of 820 feet of 15-inch to 27-inch reinforced concrete pipe from the Wildwood and Meadow Wood Drive intersection to the Northridge Drive Court area. This project was previously budgeted in FY 2010 but has been delayed due to the prioritization of stormwater projects. This project is not related to any other project. However, Public Works has identified the street as needing to be resurfaced which would best be done following installation of the storm sewer system.

RELATIONSHIP TO OTHER PROJECTS
This project is not related to other capital projects.

OUTCOME
Sustainable Environment: Reduce the potential flooding through flood plain management, mitigation and protection.

FUNDING RESTRICTIONS
This project is restricted to the Stormwater Construction Fund.

DEPARTMENT:	STATE PROGRAM:	PROJECT TITLE:	YEAR FIRST SUBMITTED:	TOTAL PROJECT COST
55 - Engineering / Street	2C - Public Works	Pavement Marking Project	FY 1980 ACTIVITY NO: 300-2245	$ 926,417

2019 EXPENSE	2020 BUDGET	PROJECT BUDGET	2021	2022	2023	2024	2025	2026
		A. EXPENDITURE ITEMS						
$ 116,417	$ 115,000	Construction	$ 115,000	$ 115,000	$ 115,000	$ 115,000	$ 115,000	$ 120,000
	$ 20,000	Engineering Services	$ 20,000	$ 20,000	$ 20,000	$ 20,000	$ 20,000	$ 20,000
$ 116,417	$ 135,000	TOTAL	$ 135,000	$ 135,000	$ 135,000	$ 135,000	$ 135,000	$ 140,000
		B. PROJECT FINANCING						
$ 116,417	$ 135,000	Sales Tax Fund (30%)	$ 120,000	$ —	$ 120,000	$ 120,000	$ 120,000	$ 125,000
		IDOT Funding	$ 15,000	$ 15,000	$ 15,000	$ 15,000	$ 15,000	$ 15,000
		Road Use Tax	$ —	$ 120,000	$ —	$ —	$ —	$ —
$ 116,417	$ 135,000	TOTAL	$ 135,000	$ 135,000	$ 135,000	$ 135,000	$ 135,000	$ 140,000

PROJECT DESCRIPTION/JUSTIFICATION

This annual recurring budget provides for pavement markings on City streets. Markings typically include: centerlines, lane lines, edge lines, curb medians, diagonal gore markings, crosswalks, stop bars, arrows, word messages, railroad crossings, and disability symbols. In 2016 the City entered into an agreement with the Iowa DOT to include pavement markings on DOT designated roadway segments within the City and the Iowa DOT would reimburse the City for actual costs incurred. At one time the Public Works owned equipment that allowed City personnel to apply all pavement markings. In the early 1980's the City decided to outsource this activity because of the high cost of new painting equipment. The Engineering Department took over the responsibility of developing plans and specifications for this activity along with administering the pavement marking contract.

RELATIONSHIP TO OTHER PROJECTS

This project is not related to other capital projects.

OUTCOME

Connected Community: Improve traffic flow throughout the city (East-West corridor, roundabouts, light synchronization).

FUNDING RESTRICTIONS

This project is restricted to Sales Tax Fund (30%) and Road Use Tax.

DEPARTMENT:	STATE PROGRAM:	PROJECT TITLE:	YEAR FIRST SUBMITTED:	TOTAL PROJECT COST
55 - Engineering / Street	2C - Public Works	Street Construction General Repairs	FY 2012 ACTIVITY NO: 300-2142	$ 687,484

2019 EXPENSE	2020 BUDGET	PROJECT BUDGET	2021	2022	2023	2024	2025	2026
		A. EXPENDITURE ITEMS						
$ 10,461	$ 53,000	Construction	$ 70,000	$ 70,000	$ 80,000	$ 80,000	$ 70,000	$ 90,000
$ 74,023	$ 30,000	Engineering Services	$ 30,000	$ 30,000	$ 30,000	$ 30,000	$ 30,000	$ 30,000
$ 84,484	$ 83,000	TOTAL	$ 100,000	$ 100,000	$ 110,000	$ 110,000	$ 100,000	$ 120,000
		B. PROJECT FINANCING						
$ 84,484	$ 83,000	Sales Tax Fund (30%)	$ 100,000	$ 100,000	$ 110,000	$ 110,000	$ 100,000	$ 120,000
$ 84,484	$ 83,000	TOTAL	$ 100,000	$ 100,000	$ 110,000	$ 110,000	$ 100,000	$ 120,000

PROJECT DESCRIPTION/JUSTIFICATION

This project provides funding for an annual program to perform design and construction for general street construction related improvements. In prior years, the City had an annual capital improvement budget that would collectively fund all construction related improvements and the 5-Year Annual Street Construction Program. This policy has been changed and now the Annual Street Construction Program is budgeted as individual CIP's. As a result, an annual program is needed to provide a funding mechanism to allow for the construction for general street construction repairs and related improvements as miscellaneous projects develop. The Engineering Department routinely work on miscellaneous repair projects that occur, require a quick response and that are both unexpected and not budgeted. This annual program will provide a funding source to cover the construction costs for those unanticipated small repair projects.

RELATIONSHIP TO OTHER PROJECTS

This project is not related to other capital projects.

OUTCOME

Connected Community: Better conditions of streets and sidewalk with eliminated obstructions and improved visibility.

FUNDING RESTRICTIONS

This project is restricted to Sales Tax Fund (30%) and Road Use Tax.

DEPARTMENT:	STATE PROGRAM:	PROJECT TITLE:	YEAR FIRST SUBMITTED:	TOTAL PROJECT COST
55 - Engineering / Street	2C - Public Works	Pavement Preservation Program	FY 2020	
			ACTIVITY NO: 300-2798	
			102-2798	$ 48,000

2019 EXPENSE	2020 BUDGET	PROJECT BUDGET	2021	2022	2023	2024	2025	2026
		A. EXPENDITURE ITEMS						
		Consultant Services	$ 43,000	$ —	$ —	$ —	$ —	$ —
		Engineering Services	$ 5,000	$ —	$ —	$ —	$ —	$ —
$ —	$ —	TOTAL	$ 48,000	$ —	$ —	$ —	$ —	$ —
		B. PROJECT FINANCING						
		DRA Distribution	$ 48,000	$ —	$ —	$ —	$ —	$ —
$ —	$ —	TOTAL	$ 48,000	$ —	$ —	$ —	$ —	$ —

PROJECT DESCRIPTION/JUSTIFICATION

Pavement management is the practice of planning for pavement repairs and maintenance with the goal of maximizing the value and life of a street network or parking lot network. To accomplish this, a community needs to have several repair techniques in its arsenal and the knowledge of when to apply them. This is where pavement management comes into play. Pavement management puts a focus on pavement preservation. Maintaining roadways and parking lots in fair condition has been proven to be the most cost effective approach to sustaining a pavement network. A street or parking lot starts out in excellent condition when it is newly constructed. Midway through its life, a low-cost repairs such as crack sealing and full depth patching will cost approximately a dollar a square yard. It takes only a few years for the window of opportunity to perform this low-cost maintenance to pass after which the road or lot would need an overlay costing $15-$18 per square yard. With a comprehensive database of existing pavement conditions, pavement management software can model when to perform specific types of repairs on a road or parking lot network. Engineering judgment is utilized to finalize any list of pavement repairs, as no computer can take into account every variable analyzed in making a repair decision. By performing timely maintenance, road and parking lot conditions can be improved today thereby extending the service life of the pavement. This project will leverage the City's existing pavement management database to allow for a study to be undertaken to evaluate the pavement condition of Dubuque's 280 miles of public streets and public parking lots. The study will result in a comprehensive report that city staff can use to prioritize maintenance and rehabilitation activities. The study will also analyze various return on investment scenarios for specific pavement repair methods and provide a simple how to guide which will show examples of deteriorated pavement conditions and the recommended corresponding pavement repair method. Additionally typical design details and installation/materials specifications showing how to properly execute the repair will be created. The City's pavement management computer system is a great springboard to help Dubuque plan its street and parking lot repair program for each year and is an excellent method of storing data records of completed repairs. This project is structured so that every two years the Pavement Preservation Program will be updated to include any new streets or parking lots, pavement management data, and pavement repair technology that becomes available and would be beneficial for the city to take advantage of.

DEPARTMENT:	STATE PROGRAM:	PROJECT TITLE:	YEAR FIRST SUBMITTED: FY 2020 ACTIVITY NO: 300-2798	TOTAL PROJECT COST
55 - Engineering / Street	2C - Public Works	Pavement Preservation Program		$ 48,000

RELATIONSHIP TO OTHER PROJECTS
This project is not related to other capital projects.

OUTCOME
Connected Community: Better conditions for streets and sidewalks with eliminated obstructions and improved visibility.

FUNDING RESTRICTIONS
This project is restricted to Road Use Tax Fund and Sales Tax Fund (30%).

DEPARTMENT:	STATE PROGRAM:	PROJECT TITLE:	YEAR FIRST SUBMITTED:	TOTAL PROJECT COST
55 - Engineering / Street	2C - Public Works	East - West Corridor Capacity Improvements	FY 2010	
			ACTIVITY NO: 360-1039	
			250-1039 300-1039	$ 5,200,230

2019 EXPENSE	2020 BUDGET	PROJECT BUDGET	2021	2022	2023	2024	2025	2026
		A. EXPENDITURE ITEMS						
$ 230	$ 50,000	Engineering Services	$ —	$ 50,000	$ 50,000	$ —	$ —	$ —
	$ 400,000	Consultant Services	$ —	$ 100,000	$ —	$ —	$ —	$ —
		Construction	$ —	$ —	$ 4,550,000	$ —	$ —	$ —
$ 230	$ 450,000	TOTAL	$ —	$ 150,000	$ 4,600,000	$ —	$ —	$ —
		B. PROJECT FINANCING						
	$ 4,000,000	DMATS STBG Funds	$ —	$ —	$ 2,600,000	$ —	$ —	$ —
		State Grants (TSF, ICAAP)	$ —	$ —	$ 1,500,000	$ —	$ —	$ —
$ 230	$ 450,000	GDTIF Debt	$ —	$ 150,000	$ 500,000	$ —	$ —	$ —
$ 230	$ 4,450,000	TOTAL	$ —	$ 150,000	$ 4,600,000	$ —	$ —	$ —

PROJECT DESCRIPTION/JUSTIFICATION

The US Highway 20 corridor is the primary east-west route in the City of Dubuque and future traffic volume projections indicate US Highway 20 alone will not provide sufficient capacity for east-west travel in the city. Capacity along alternate east-west corridors will need to be improved to provide connectivity between the western growth areas and the downtown urban core.

In February 2012, the City Council formally adopted the East-West Corridor Connectivity Study Final Report and directed City staff to begin implementation plans for the recommendations contained in the East-West Corridor Connectivity Report. The adopted East-West Corridor Connectivity Study report acts as the City's Master Plan for both short-term and long-term capacity improvements or corridor modifications to support growing east-west traffic flow in the City. The study includes recommended improvements supporting complete streets concepts, multi-modal transportation, vehicle, pedestrian, bicycle, and recreational improvements.

In August 2017, the City Council listed the East - West Corridor Capacity Improvement Implementation as a "Top-Priority" in its 2017-2019 Goals and Priorities. In an effort to advance this top priority, the City has already completed the following improvements:

2016	Property Acquisition	$ 853,000
2016	Grandview - Delhi Roundabout	$ 827,000
2017	Loras – Grandview Traffic Signals	$ 370,300
2018	University - Grandview Roundabout	$1,200,000
Total Improvements To-Date		$3,250,300

DEPARTMENT:	STATE PROGRAM:	PROJECT TITLE:	YEAR FIRST SUBMITTED:	FY 2010	TOTAL PROJECT COST
55 - Engineering / Street	2C - Public Works	East - West Corridor Capacity Improvements	ACTIVITY NO:	360-1039	
			250-1039	300-1039	$ 5,200,230

PROJECT DESCRIPTION/JUSTIFICATION (Continued)
In July 2018, the City applied for an $18.1 million U.S. Department of Transportation Better Utilizing Investments to Leverage Development (BUILD) grant request to assist in funding both multi-modal and capacity improvements within the identified East-West Corridors. Staff was notified in December 2018 that the City was not selected to receive a BUILD grant.

Following the BUILD grant announcement, the City has an opportunity to move forward and advance the development of East-West Corridor Capacity Improvements utilizing the new Iowa DOT Federal Aid SWAP Policy. In January 2019, the City began the process to de-federalize the East-West Corridor project by paying back the federal funds previously used for property acquisition. On August 19th, 2019 the City received the FHWA final closure acceptance for the defederalization of funds related to the East - West Corridor project.

The section of University Avenue, from Pennsylvania Avenue to Loras Boulevard, referred to as the "Overlap Section" was recommended for converting the three intersections along University Avenue to roundabouts. With current available funding (FY 2019 – 2020), the next steps in the design development process are to complete the preliminary engineering and environmental (NEPA) study phase for intersection capacity improvements along University Avenue at Loras Boulevard, Asbury Road, and at Pennsylvania Avenue.

Once the preliminary engineering and environmental (NEPA) study are completed, corridor impacts will be identified, and property acquisition could begin in approximately FY2021 / 2022 and would take approximately 2 years to complete. Once property acquisition is completed within the Overlap Section, construction to convert the three intersections along University Avenue to roundabouts could begin in FY2023 and would take approximately 2-3 years to complete.

RELATIONSHIP TO OTHER PROJECTS
This project is not related to other capital projects.

OUTCOME
Connected Community: Improve traffic flow throughout the city (East-West corridor, roundabouts, light synchronization).

FUNDING RESTRICTIONS
This project is restricted to Sales Tax Fund (30%), Road Use Tax, Greater Downtown TIF, DMATS STBG and other eligible State grant funding.

DEPARTMENT: 55 - Engineering / Street		STATE PROGRAM: 2C - Public Works	PROJECT TITLE: Chavenelle Road Reconstruction			YEAR FIRST SUBMITTED: FY 2014 ACTIVITY NO: 360-2551		TOTAL PROJECT COST $ 3,739,788
2019 EXPENSE	**2020 BUDGET**	**PROJECT BUDGET**	**2021**	**2022**	**2023**	**2024**	**2025**	**2026**
		A. EXPENDITURE ITEMS						
$ 39,788		Engineering Services	$ 300,000	$ —	$ —	$ —	$ —	$ —
		Construction	$ 3,400,000	$ —	$ —	$ —	$ —	$ —
$ 39,788	$ —	TOTAL	$ 3,700,000	$ —	$ —	$ —	$ —	$ —
		B. PROJECT FINANCING						
$ 39,788		(DICW TIF) GO Debt	$ 1,295,000	$ —	$ —	$ —	$ —	$ —
		Special Assessments	$ 300,000	$ —	$ —	$ —	$ —	$ —
		DICW TIF	$ 2,105,000	$ —	$ —	$ —	$ —	$ —
$ 39,788	$ —	TOTAL	$ 3,700,000	$ —	$ —	$ —	$ —	$ —

PROJECT DESCRIPTION/JUSTIFICATION

This project provides for the reconstruction of Chavenelle Road between the Northwest Arterial and Radford Road. The section of Chavenelle Road between the Northwest Arterial to Radford Road was constructed in 1981 with the original development of the Industrial Center properties. The pavement condition on Chavenelle Road is deteriorating due to concrete panel displacement at a majority of the transverse joints causing a nonuniform pavement with a rough riding surface. This section of Chavenelle is an 8-inch concrete pavement with minimal reinforcing steel which was constructed over soils that were used from developing the Industrial Center building sites. This section of Chavenelle Road is subject to wet subsurface conditions which cause the pavement supporting base material to become saturated thus reducing the load transfer capability of the subgrade base material. The wet subsurface conditions have also made the pavement highly susceptible to freeze - thaw conditions during the winter seasons. As part of the FY18 adopted budget, $1,500,000 was programmed to compete the pavement rehabilitation of Chavenelle Road between the Northwest Arterial and Radford Road. However, upon reviewing the increasingly deteriorated pavement condition, staff believes this section of Chavenelle Road has reached the end of service life and that pavement rehabilitation is no longer a cost-effective alternative. Staff is now recommending the complete reconstruction of Chavenelle Road which will include the installation of longitudinal subdrain along each side of the road; storm sewer reconstruction; adding a stabilized stone base under the new pavement with curb and gutter; sidewalk along the southside of the road; a hike/bike trail along the southside of the road; and new energy efficient LED roadway lighting. Staff is also recommending that Chavenelle Road be converted from the existing 4-lane street width to a complete street 3-lane roadway with a center turn lane. By shifting the road to the south, constructing a new 3-lane street width, this will reduce construction costs while also allowing the Chavenelle Hike/Bike Trail to be constructed within the existing right-of-way along the northerly side of the roadway.

The reconstruction of Chavenelle Road between the Northwest Arterial and Radford Road will need to be coordinated with both the Southwest Arterial project and the Chavenelle Hike/Bike Trail project. With the Southwest Arterial / US20 interchange under construction and the local Seippel Road access to US20 being closed, this is requiring traffic from the Dubuque Industrial Center West to rely heavily on the Chavenelle Road corridor. The completion of the Southwest Arterial / US20 interchange and re-opening the Seippel Road access to US20 will not be completed in time for the Chavenelle Road Reconstruction project to be done in 2019. In an effort to minimize impacts to the traveling public, staff is recommending that the reconstruction of Chavenelle Road to occur in the 2020 construction season (FY21).

DEPARTMENT:	STATE PROGRAM:	PROJECT TITLE:	YEAR FIRST SUBMITTED:	FY 2014	TOTAL PROJECT COST
55 - Engineering / Street	2C - Public Works	Chavenelle Road Reconstruction	ACTIVITY NO:	360-2551 102-2430	$ 3,739,788

Additionally, to continue the coordinated progress for the completion of the Chavenelle Hike/Bike Trail project, CIP 3602273, staff is recommending the Hike/Bike Trail project be constructed in 2 phases. Phase 1 would occur in the 2019 construction season and would include the construction of the westerly half of the Hike/Bike Trail from Radford to Seippel road. Phase 2 would include the construction of the easterly half of the Hike/Bike Trail from the Northwest Arterial to Radford road and will be incorporated as part of the Chavenelle Road reconstruction project in the 2020 construction season (FY21).

RELATIONSHIP TO OTHER PROJECTS
This project is not related to other capital projects.

OUTCOME
Connected Community: Better conditions of streets and sidewalk with eliminated obstructions and improved visibility.

FUNDING RESTRICTIONS
This project is restricted to DICW TIF, Special Assessments, Sales Tax Fund (30%) and Road Use Tax.

DEPARTMENT:	STATE PROGRAM:	PROJECT TITLE:	YEAR FIRST SUBMITTED:	TOTAL PROJECT COST
55 - Engineering / Street	2C - Public Works	Heeb Street Reconstruction	FY 2018	
			ACTIVITY NO: 300-2612	
			360-2612	$ 350,000

2019 EXPENSE	2020 BUDGET	PROJECT BUDGET	2021	2022	2023	2024	2025	2026
		A. EXPENDITURE ITEMS						
	$ 50,000	Engineering Services	$ —	$ —	$ —	$ —	$ —	$ —
		Construction	$ 300,000	$ —	$ —	$ —	$ —	$ —
$ —	$ 50,000	TOTAL	$ 300,000	$ —	$ —	$ —	$ —	$ —
		B. PROJECT FINANCING						
		GDTIF G.O. Debt	$ 270,000	$ —	$ —	$ —	$ —	$ —
		Special Assessments	$ 30,000	$ —	$ —	$ —	$ —	$ —
	$ 50,000	Road Use Tax	$ —	$ —	$ —	$ —	$ —	$ —
$ —	$ 50,000	TOTAL	$ 300,000	$ —	$ —	$ —	$ —	$ —

PROJECT DESCRIPTION/JUSTIFICATION

This project provides for the reconstruction of North Heeb Street just south of Kaufmann Avenue with new pavement, curb & gutter, and sidewalks. The existing asphalt street is degraded and needs to be replaced. A portion of the street does not have curb and gutter and this project will provide for installation of curb and gutter. The Heeb Street retaining wall was reconstructed a few years ago. The water main in this street is sub-standard with multiple lead services. The Water Department prefers this street get replaced in conjunction with the Kaufmann Avenue HUD Resiliency Project. This project will impact the Water Department's water main fund, the sanitary sewer fund and the storm sewer fund.

RELATIONSHIP TO OTHER PROJECTS

This project is related to the Street Program Related Sanitary Sewer CIP (#710-1638) to rebuild sanitary sewer water mains and lateral and the Water Main Replacements CIP (#740-2658) to replace the water main. This project must be funded in the same fiscal year as those projects.

OUTCOME

Connected Community: Better conditions of streets and sidewalk with eliminated obstructions and improved visibility.

FUNDING RESTRICTIONS

This project is restricted to Sales Tax Fund (30%) and Road Use Tax.

DEPARTMENT: 55 - Engineering / Street		STATE PROGRAM: 2C - Public Works	PROJECT TITLE: Southwest Arterial Project			YEAR FIRST SUBMITTED: FY 2003 ACTIVITY NO: 300-1287		TOTAL PROJECT COST $ 4,913,453
2019 EXPENSE	**2020 BUDGET**	**PROJECT BUDGET**	**2021**	**2022**	**2023**	**2024**	**2025**	**2026**
		A. EXPENDITURE ITEMS						
$ 94,597	$ 100,000	Engineering Services	$ 50,000	$ —	$ —	$ —	$ —	$ —
$ 729,596		Consultant Services	$ —	$ —	$ —	$ —	$ —	$ —
$ 970,897		Property Acquisition	$ 500,000	$ —	$ —	$ —	$ —	$ —
$ 2,468,363		Construction	$ —	$ —	$ —	$ —	$ —	$ —
$ 4,263,453	$ 100,000	TOTAL	$ 550,000	$ —	$ —	$ —	$ —	$ —
		B. PROJECT FINANCING						
$ 48,332	$ 100,000	Sales Tax Fund (30%)	$ 300,000	$ —	$ —	$ —	$ —	$ —
$ 271,686		Dubuque County	$ 250,000	$ —	$ —	$ —	$ —	$ —
$ 1,618,139		State Highway Assistance	$ —	$ —	$ —	$ —	$ —	$ —
$ 2,325,296		Federal STP Funds	$ —	$ —	$ —	$ —	$ —	$ —
$ 4,263,453	$ 100,000	TOTAL	$ 550,000	$ —	$ —	$ —	$ —	$ —

PROJECT DESCRIPTION/JUSTIFICATION

The Southwest Arterial / US Highway 52 project will be a 6.1-mile four-lane divided freeway with priority 1-access control between Highway 61/151 and Highway 20. The Southwest Arterial (US 52) project will provide an alternate, direct and efficient route for traffic through southwestern Dubuque, which will connect two growing sections of the community together and will support future anticipated expansion growth to the southwest of the City toward the Dubuque Regional Airport. The project will provide a significant regional economic benefit in providing a direct connection between the Technology Park and the Industrial Center West.

TRANSFER OF JURISDICTION: As outlined in the executed Memorandum of Understanding (MOU) and the Transfer of Jurisdiction (TOJ) Agreements, the Iowa DOT proposed re-routing of US 52 and utilizing the Southwest Arterial to carry a portion of re-routed US 52 traffic. In return, the Iowa DOT and City, in joint cooperation, will TOJ the Southwest Arterial from the City to the State in exchange for the Transfer of Jurisdiction of the Northwest Arterial (or Iowa 32), and portions of existing US 52 / Iowa 3 through downtown Dubuque, from the State to the City. The Transfer of Jurisdiction will occur after the Southwest Arterial is completed and open to traffic. As agreed to per the MOU, the City will continue as the lead agency and will be responsible for completing the Final Design, Property Acquisition, Utility Relocations and for completing construction of the English Mill Road Reconstruction, the North Cascade Road Reconstruction, and the Military Road Reconstruction projects. The Iowa DOT will be responsible for the funding and construction of the Southwest Arterial (US 52), from US 20 to US 61/151.

CURRENT STATUS: The Southwest Arterial (US 52) project is fully under construction with multiple active construction projects underway from US20 to US61-151. The US20 interchange and access to Sieppel Road is anticipated to be completed and open to traffic in the fall 2019. The US61-151 interchange is also anticipated to be open to traffic in the fall 2019, however the 4-lane highway from US20 to US61-151 will not be completed in the 2019 construction season. With the 4-lane construction of the Southwest Arterial and the completion of the remaining two (2) bridge structures and 4-lane paving, the project is anticipated to be fully completed and open to traffic by June or July 2020.

DEPARTMENT:	STATE PROGRAM:	PROJECT TITLE:	YEAR FIRST SUBMITTED: FY 2003 ACTIVITY NO: 300-1287	TOTAL PROJECT COST
55 - Engineering / Street	2C - Public Works	Southwest Arterial Project		$ 4,913,453

PROJECT DESCRIPTION/JUSTIFICATION (Continued)
PROPERTY ACQUISITION: The City is complete with all the right-of-way acquisition for the 56 impacted properties along the Southwest Arterial (US 52) Corridor. In total, there were 93 owner, leasehold or rental tenants affected, each requiring separate negotiated purchase agreement settlements. To-date, the City has spent to-date approximately $18.2 million for right-of-way property acquisition.

CONSTRUCTION UPDATE: The first city administered construction project, the North Cascade Road project was completed in November 2013. The project provided for the reconstruction (grading, paving & bridge) and realignment of North Cascade Road which will allow the Southwest Arterial to travel under the new North Cascade Road Bridge. Final project cost was approximately $3.7 Million. The English Mill Road reconstruction was the second city administered project and it was completed in June 2017. The project provided for the reconstruction (grading, bridge, and paving) of English Mill Road which will allow the Southwest Arterial to travel under the new English Mill Road Bridge. The final project cost was approximately $3.9 million dollars. The Military Road reconstruction project was the third and final side-road reconstruction project administered by the City as part of the Southwest Arterial project. The Military Road reconstruction project was completed in 2019 at a cost of approximately $5.6 Million.

RELATIONSHIP TO OTHER PROJECTS
This project is not related to other capital projects.

OUTCOME
Connected Community: Improve traffic flow throughout the city (East-West corridor, roundabouts, light synchronization).

FUNDING RESTRICTIONS
This project is restricted to Sales Tax Fund (30%), Road Use Tax, Federal Appropriations, and DMATS STBG Funds.

DEPARTMENT: 55 - Engineering / Street		STATE PROGRAM: 2C - Public Works	PROJECT TITLE: Southwest Arterial ITS Corridor Development			YEAR FIRST SUBMITTED: FY 2021 ACTIVITY NO: 300-2848		TOTAL PROJECT COST $ 1,700,000
2019 EXPENSE	**2020 BUDGET**	**PROJECT BUDGET**	**2021**	**2022**	**2023**	**2024**	**2025**	**2026**
		A. EXPENDITURE ITEMS						
		Engineering Services	$ 50,000	$ 50,000	$ —	$ —	$ —	$ —
		Consultant Services	$ 50,000	$ 50,000	$ —	$ —	$ —	$ —
		Construction	$ 750,000	$ 750,000	$ —	$ —	$ —	$ —
$ —	$ —	TOTAL	$ 850,000	$ 850,000	$ —	$ —	$ —	$ —
		B. PROJECT FINANCING						
		Sales Tax Fund (30%)	$ 50,000	$ 50,000	$ —	$ —	$ —	$ —
		IDOT Funding	$ 800,000	$ 800,000	$ —	$ —	$ —	$ —
$ —	$ —	TOTAL	$ 850,000	$ 850,000	$ —	$ —	$ —	$ —

PROJECT DESCRIPTION/JUSTIFICATION

With the completion of the Southwest Arterial, this project provides funding to design and construct Intelligent Transportation System (ITS) infrastructure along the Southwest Arterial corridor, from US20 to US61-151. The City and Iowa Department of Transportation (Iowa DOT) have entered into an agreement for the City to design and construct an ITS network consisting of cameras, sensors, dynamic message boards, and other related technology infrastructure along the Southwest Arterial corridor. The City and Iowa DOT are willing to jointly participate in this project and the Iowa DOT will reimburse the City for costs to design and construct said ITS infrastructure.

RELATIONSHIP TO OTHER PROJECTS

This project is not related to other capital projects.

OUTCOME

Connected Community: Improve traffic flow throughout the city (East-West corridor, roundabouts, light synchronization).

FUNDING RESTRICTIONS

This project is restricted to Sales Tax Fund (30%), Road Use Tax, Iowa DOT Funding.

DEPARTMENT: 55 - Engineering / Street		STATE PROGRAM: 2C - Public Works	PROJECT TITLE: Westside Drive LED Street Lights			YEAR FIRST SUBMITTED: FY 2021 ACTIVITY NO:		TOTAL PROJECT COST $ 150,000
2019 EXPENSE	**2020 BUDGET**	**PROJECT BUDGET**	**2021**	**2022**	**2023**	**2024**	**2025**	**2026**
		A. EXPENDITURE ITEMS						
		Engineering Services	$ —	$ —	$ 25,000	$ —	$ —	$ —
		Construction	$ —	$ —	$ 125,000	$ —	$ —	$ —
$ —	$ —	TOTAL	$ —	$ —	$ 150,000	$ —	$ —	$ —
		B. PROJECT FINANCING						
		Sales Tax Fund (30%)	$ —	$ —	$ 150,000	$ —	$ —	$ —
$ —	$ —	TOTAL	$ —	$ —	$ 150,000	$ —	$ —	$ —

PROJECT DESCRIPTION/JUSTIFICATION

With the completion of the Southwest Arterial, the Iowa Department of Transportation constructed a new frontage road (Westside Drive) along the southside of US Highway 20. This project provides funding to design and construct new roadway street lighting along Westside Drive (Menards Frontage Road). The new Westside Drive is now under the jurisdiction of the City as a local public street and is responsible to pay the cost for infrastructure costs related to storm sewer, street lighting, and fiber conduit. The project will install high efficiently, long life LED street lighting and communication conduit along Westside Drive.

RELATIONSHIP TO OTHER PROJECTS

This project is not related to other capital projects.

OUTCOME

Healthy and Safe: Have residents feeling safe in any neighborhood and throughout the community.

FUNDING RESTRICTIONS

This project is restricted to Sales Tax Fund (30%) and Road Use Tax.

DEPARTMENT: 55 - Engineering / Street	STATE PROGRAM: 2C - Public Works	PROJECT TITLE: Pine Street Extension from 7th to 9th	YEAR FIRST SUBMITTED: FY 2019 ACTIVITY NO: 250-2797	TOTAL PROJECT COST $ 929,900

2019 EXPENSE	2020 BUDGET	PROJECT BUDGET	2021	2022	2023	2024	2025	2026
		A. EXPENDITURE ITEMS						
	$ 8,400	Engineering Services	$ —	$ —	$ —	$ 100,000	$ 35,000	$ —
		Consultant Services	$ —	$ —	$ —	$ 91,500	$ —	$ —
	$ 80,000	Construction	$ —	$ —	$ —	$ —	$ 615,000	$ —
$ —	$ 88,400	TOTAL	$ —	$ —	$ —	$ 191,500	$ 650,000	$ —
		B. PROJECT FINANCING						
	$ 88,400	Sales Tax Fund (30%)	$ —	$ —	$ —	$ 124,000	$ 650,000	$ —
		Greater Downtown TIF	$ —	$ —	$ —	$ 67,500	$ —	$ —
$ —	$ 88,400	TOTAL	$ —	$ —	$ —	$ 191,500	$ 650,000	$ —

PROJECT DESCRIPTION/JUSTIFICATION

With the decommissioning of the Alliant Energy Power Generation Plant on 7th Street and the eventual redevelopment / reuse of the property, this may allow the City an opportunity to evaluate alternatives and the feasibility of developing a roadway through the Alliant site which would connect 7th Street to Pine Street at 9th / Kerper Blvd. The potential extension of 7th Street to Pine Street would allow commercial traffic to use the US 61-151 on / off ramps at 9th Street to access Pine Street to 7th. This would provide commercial vehicles that currently use 7th, 9th, Central, Washington and Jackson Streets through the Historic Millwork District to get to the industrial businesses on 7th / Commercial Street, a more efficient, safer, and direct route. The potential extension of 7th Street to Pine Street would allow commercial traffic to bypass the Historic Mill District creating a safer neighborhood for residents, pedestrians, and bicyclists. The FY21 programmed funding would allow for staff to work with Alliant Energy to evaluate alternatives, and if viable, prepare a feasibility study and perform an environmental assessment of potential site development. The FY22 programmed funding would allow for the development and potential construction of a roadway through the Alliant site which would connect 7th Street to Pine Street at 9th / Kerper Blvd.

RELATIONSHIP TO OTHER PROJECTS

This project is not related to other capital projects.

OUTCOME

Connected Community: Improve traffic flow throughout the city.

FUNDING RESTRICTIONS

This project is restricted to Sales Tax Fund (30%), Road Use Tax, and Greater Downtown TIF.

DEPARTMENT:	STATE PROGRAM:	PROJECT TITLE:	YEAR FIRST SUBMITTED:	TOTAL PROJECT COST
55 - Engineering / Street	2C - Public Works	North Cascade Road Reconstruction	FY 2006	
			ACTIVITY NO: 360-2021	
			350-2021 300-2021	$ 1,648,210

2019 EXPENSE	2020 BUDGET	PROJECT BUDGET	2021	2022	2023	2024	2025	2026
		A. EXPENDITURE ITEMS						
$ 18,040		Property Acquisition	$ —	$ 100,000	$ —	$ —	$ —	$ —
$ 32,377	$ 42,500	Engineering Services	$ —	$ 210,000	$ —	$ —	$ —	$ —
		Construction	$ —	$ 1,187,200	$ —	$ —	$ —	$ —
$ 58,093		Consulting Engineers	$ —	$ —	$ —	$ —	$ —	$ —
$ 108,510	$ 42,500	TOTAL	$ —	$ 1,497,200	$ —	$ —	$ —	$ —
		B. PROJECT FINANCING						
		DMATS SWAP Funds	$ —	$ 1,497,200	$ —	$ —	$ —	$ —
		Sales Tax Fund (30%)	$ —	$ —	$ —	$ —	$ —	$ —
$ 108,510	$ 42,500	Road Use Tax Fund	$ —	$ —	$ —	$ —	$ —	$ —
$ 108,510	$ 42,500	TOTAL	$ —	$ 1,497,200	$ —	$ —	$ —	$ —

PROJECT DESCRIPTION/JUSTIFICATION

This project provides for the reconstruction of North Cascade Road between the bridge over Catfish Creek to the future intersection of North Cascade Road and the Southwest Arterial. The project will be developed into 2 phases; Phase 1 (2020) - from Catfish Creek bridge to Edval Lane; and Phase 2 (2022) - from Edval Lane to Southwest Arterial. The current 24-foot roadway will be widened to accommodate a 35-foot urban "complete street" section with 5-foot paved shoulders / bike lanes on each side. The existing curves on North Cascade Road are substandard and will be realigned to improve safety and allow for better sight distance. The project will require the purchase of right-of-way property to accommodate the new roadway width and larger curves.

With the upcoming completion of the Southwest Arterial and the location of the Interchange at North Cascade / English Mill Road, traffic volumes are expected to increase on North Cascade Road. The existing roadway is narrow, substandard in design and is inadequate to accommodate future traffic and development growth. This roadway is classified as a collector under the FHWA Street Classification. The existing 24-foot rural roadway has granular shoulders and typical rural ditch grading and drainage. This project will provide for a 35-foot wide concrete roadway with curb and gutter, with 5-foot bike lanes and grading for future sidewalks on each side of the road.

The Timber Hyrst residential subdivision is under development and will connect Creekwood Drive to North Cascade Road between Edval Lane and the Catfish Creek bridge. The development agreement for this subdivision between the City of Dubuque and North Cascade Road Developers, LLC. stipulates that the City of Dubuque will have safety related improvement completed by the end of the 2012 construction season. However, due to funding restraints and previous housing market conditions, the development of the North Cascade Road Housing TIF as a revenue source for public improvement, the developer has agreed to allow the project to be postponed. The existing site distance along this stretch of North Cascade Road is less than desirable and the realignment of the existing curves in this area will improve safety for the motoring public. The City is proposing to use both DMATS SWAP funding and North Cascade Road Housing TIF Urban Renewal revenues generated to support funding the eligible public infrastructure, traffic capacity / safety related improvement along North Cascade Road.

DEPARTMENT:	STATE PROGRAM:	PROJECT TITLE:	YEAR FIRST SUBMITTED:	FY 2006	TOTAL PROJECT COST
55 - Engineering / Street	2C - Public Works	North Cascade Road Reconstruction	ACTIVITY NO:	360-2021	
			350-2021	300-2021	$ 1,648,210

RELATIONSHIP TO OTHER PROJECTS
This project is related to the Westside Water System CIP (#740-2703).

OUTCOME
Connected Community: Improve traffic flow throughout the city.

FUNDING RESTRICTIONS
This project is restricted to Sales Tax Fund (30%), Road Use Tax, North Cascade Housing TIF, and DMATS STBG Funds.

DEPARTMENT: 55 - Engineering / Street		STATE PROGRAM: 2C - Public Works	PROJECT TITLE: Cedar Cross Road Reconstruction			YEAR FIRST SUBMITTED: FY 2020 ACTIVITY NO: 250-		TOTAL PROJECT COST $ 400,000
2019 EXPENSE	**2020 BUDGET**	**PROJECT BUDGET**	**2021**	**2022**	**2023**	**2024**	**2025**	**2026**
		A. EXPENDITURE ITEMS						
		Engineering Services	$ —	$ —	$ —	$ —	$ 200,000	$ 100,000
		Land and ROW	$ —	$ —	$ —	$ —	$ 200,000	$ —
		Construction	$ —	$ —	$ —	$ —	$ —	$ 2,600,000
$ —	$ —	TOTAL	$ —	$ —	$ —	$ —	$ 400,000	$ 2,700,000
		B. PROJECT FINANCING						
		Sales Tax Fund (30%)	$ —	$ —	$ —	$ —	$ 400,000	$ 220,000
		DMATS SWAP Funding	$ —	$ —	$ —	$ —	$ —	$ 2,080,000
		Special Assessments	$ —	$ —	$ —	$ —	$ —	$ 400,000
$ —	$ —	TOTAL	$ —	$ —	$ —	$ —	$ 400,000	$ 2,700,000

PROJECT DESCRIPTION/JUSTIFICATION

This project provides for the reconstruction of Cedar Cross Road with 45' wide concrete pavement, curb & gutter and sidewalks. The existing street is badly deteriorated and substandard in design. The street is very narrow and is inadequate for the amount of traffic it carries. This street is classified as a minor arterial under the FHWA Street Classification. This street currently has no curb and sidewalks. This project will provide for a 37 foot wide concrete street with integral curb and gutter and 4 foot sidewalks on each side of the street, and reconstruction of all underground utilities. Fiber optic conduit will also be installed along the project. The installation of sidewalks will fill in the gap of sidewalks on Cedar Cross Road and provide an accessible route. There currently are sidewalks on each end of the proposed project. This project has a direct impact on the Cedar Cross Road Storm Sewer fund since that is planned to be used for the storm sewer improvements on this project. This project also has a direct impact on the Street Program Related Sanitary Sewer fund since the sanitary sewer mains and lateral will be rebuilt. The watermain replacements fund will be directly impacted due to watermain replacement. This project also has a direct impact on the Fiber Optic Conduits - Paving Projects fund since fiber conduits have typically been installed on all street reconstruction projects.

RELATIONSHIP TO OTHER PROJECTS

This project is not related to other capital projects.

OUTCOME

Connected Community: Better conditions of streets and sidewalk with eliminated obstructions and improved visibility.

FUNDING RESTRICTIONS

This project is restricted to Sales Tax Fund (30%) and Road Use Tax.

DEPARTMENT: 55 - Engineering / Street	STATE PROGRAM: 2C - Public Works	PROJECT TITLE: Seippel Road Reconstruction	YEAR FIRST SUBMITTED: FY 2018 ACTIVITY NO: 360-	TOTAL PROJECT COST $ 280,000

2019 EXPENSE	2020 BUDGET	PROJECT BUDGET	2021	2022	2023	2024	2025	2026
		A. EXPENDITURE ITEMS						
		Engineering Services	$ —	$ —	$ —	$ —	$ 280,000	$ —
		Construction	$ —	$ —	$ —	$ —	$ —	$ 1,120,000
$ —	$ —	TOTAL	$ —	$ —	$ —	$ —	$ 280,000	$ 1,120,000
		B. PROJECT FINANCING						
		DICW TIF	$ —	$ —	$ —	$ —	$ 280,000	$ —
		Sales Tax Fund (30%)	$ —	$ —	$ —	$ —	$ —	$ 560,000
		Road Use Tax	$ —	$ —	$ —	$ —	$ —	$ 560,000
$ —	$ —	TOTAL	$ —	$ —	$ —	$ —	$ 280,000	$ 1,120,000

PROJECT DESCRIPTION/JUSTIFICATION

This project provides for the reconstruction of Seippel Road between Pennsylvania Avenue on the north end and the new section of Seippel to the south (approximately 13310 Seippel) with a 37' wide concrete pavement. The project would also provide for curb and gutter, sidewalks and storm sewer. The existing road is a 2 lane county road rural section with insufficient shoulders. Seippel Road was recently reconstructed by the City of Asbury between Asbury Road and Pennsylvania Avenue. The section of Seippel between 13310 Seippel and Old Highway Road has been reconstructed in the last 10 years. This project would have some impact on the Middle Road Reconstruction project proposed, and would affect sanitary sewer, storm sewer and water main in the area that would need to be scheduled in the same fiscal year as this project. This project would have some impact on the Middle Road Reconstruction project proposed, and would affect sanitary sewer, storm sewer and water main in the area that would need to be scheduled in the same fiscal year as this project.

RELATIONSHIP TO OTHER PROJECTS

This project is related to West End Annexation Phases I and II (CIP #740-1012 and #740-2146).

OUTCOME

Connected Community: Better conditions of streets and sidewalk with eliminated obstructions and improved visibility.

FUNDING RESTRICTIONS

This project is restricted to Sales Tax Fund (30%), Dubuque Industrial Center West TIF, and Road Use Tax.

DEPARTMENT: 55 - Engineering / Street		STATE PROGRAM: 2C - Public Works	PROJECT TITLE: Pavement Rehabilitation - Concrete Street Repair, Mill and Asphalt Resurfacing			YEAR FIRST SUBMITTED: FY 2021 ACTIVITY NO: 300-2849		TOTAL PROJECT COST $ 520,000
2019 EXPENSE	**2020 BUDGET**	**PROJECT BUDGET**	**2021**	**2022**	**2023**	**2024**	**2025**	**2026**
		A. EXPENDITURE ITEMS						
		Engineering Services	$ 70,000	$ —	$ —	$ —	$ —	$ —
		Construction	$ 450,000	$ —	$ —	$ —	$ —	$ —
$ —	$ —	TOTAL	$ 520,000	$ —	$ —	$ —	$ —	$ —
		B. PROJECT FINANCING						
		Sales Tax Fund (30%)	$ 520,000	$ —	$ —	$ —	$ —	$ —
$ —	$ —	TOTAL	$ 520,000	$ —	$ —	$ —	$ —	$ —

PROJECT DESCRIPTION/JUSTIFICATION

This project provides funding to complete pavement rehabilitation on concrete streets that are in a deteriorating condition. The identified streets were originally constructed in the early 1990's and are exhibiting significant slab and joint deterioration. Public Works staff has performed street patching maintenance; however, the pavements require major rehabilitation to extend the service life and reduce annual maintenance. Citizens have contacted staff to express their concerns and dissatisfaction with the poor condition of the streets. The pavement rehabilitation method recommended is to perform full depth pavement patching as needed, then mill the concrete pavement and resurface the street with asphalt pavement which will extend the life of the pavement and provide a more acceptable surface ride. The project scheduled for FY 2021 will address North Grandview Avenue (Loras to Audubon) which has been determined to be in the worst condition. After FY 2021, the CIP will be re-evaluated to determine where the greatest need is and project feasibility. Potential future streets identified include: Embassy West - Sunnyslope Subdivision (Camelot, Embassy West, Hummingbird), Embassy West - SunnySlope Subdivision (Camelot, Northstar, Sunny Slope), and Loras Blvd (Alta Vista - Central).

RELATIONSHIP TO OTHER PROJECTS

No relationship to other capital projects.

OUTCOME

Connected Community: Have well-maintained, improved transportation system – vehicles, roadways, sidewalks, and trails.

FUNDING RESTRICTIONS

This project is restricted to Sales Tax Fund (30%) and Road Use Tax.

DEPARTMENT: 55 - Engineering / Street		STATE PROGRAM: 2C - Public Works	PROJECT TITLE: Northwest Arterial Eastbound Dedicated Left Turn Lane onto John F Kennedy (JFK) Road			YEAR FIRST SUBMITTED: FY 2020 ACTIVITY NO: 300-2850		TOTAL PROJECT COST $ 180,000
2019 EXPENSE	**2020 BUDGET**	**PROJECT BUDGET**	**2021**	**2022**	**2023**	**2024**	**2025**	**2026**
		A. EXPENDITURE ITEMS						
		Engineering Services	$ 30,000	$ —	$ —	$ —	$ —	$ —
		Construction	$ 150,000	$ —	$ —	$ —	$ —	$ —
$ —	$ —	TOTAL	$ 180,000	$ —	$ —	$ —	$ —	$ —
		B. PROJECT FINANCING						
		Sales Tax Fund (30%)	$ 75,000	$ —	$ —	$ —	$ —	$ —
		Traffic Safety Grant	$ 105,000	$ —	$ —	$ —	$ —	$ —
$ —	$ —	TOTAL	$ 180,000	$ —	$ —	$ —	$ —	$ —

PROJECT DESCRIPTION/JUSTIFICATION

The existing eastbound Northwest Arterial dedicated left turn lane onto JFK Road is approximately 125’ in length and is currently under capacity with left turn traffic movements regularly backing up into the inside eastbound thru-lane. Based on the current operational and capacity challenges the City is experiencing at the NW Arterial - JFK Road intersection, the proposed left turn lane improvement includes extending the existing eastbound Northwest Arterial dedicated left turn lane onto JFK Road to an approximate 400’ storage length. The City submitted a grant application with the Iowa Department of Transportation for a Traffic Safety Improvement Grant to assist with funding for proposed turn lane improvements. This project is related to the Transfer of Jurisdiction (TOJ) Agreements of the Northwest Arterial to the City and bringing the roadway to a State of Good Repair.

RELATIONSHIP TO OTHER PROJECTS

This project is not related to other capital projects.

OUTCOME

Connected Community: Improve traffic flow throughout the city (East-West corridor, roundabouts, traffic signal synchronization), and have well-maintained, improved transportation system – vehicles, roadways, sidewalks, and trails.

FUNDING RESTRICTIONS

This project is restricted to Sales Tax Fund (30%) and Road Use Tax.

DEPARTMENT: 55 - Engineering / Street		STATE PROGRAM: 2C - Public Works	PROJECT TITLE: Pavement Preservation Joint Sealing			YEAR FIRST SUBMITTED: FY 2021 ACTIVITY NO: 300-2851		TOTAL PROJECT COST $ 210,000
2019 EXPENSE	**2020 BUDGET**	**PROJECT BUDGET**	**2021**	**2022**	**2023**	**2024**	**2025**	**2026**
		A. EXPENDITURE ITEMS						
		Engineering Services	$ 5,000	$ 5,000	$ 5,000	$ 5,000	$ —	$ 5,000
		Construction	$ 45,000	$ 45,000	$ 50,000	$ 50,000	$ —	$ 50,000
$ —	$ —	TOTAL	$ 50,000	$ 50,000	$ 55,000	$ 55,000	$ —	$ 55,000
		B. PROJECT FINANCING						
		Sales Tax Fund (30%)	$ 50,000	$ —	$ —	$ 55,000	$ —	$ 27,500
		Road Use Tax	$ —	$ 50,000	$ 55,000	$ —	$ —	$ 27,500
$ —	$ —	TOTAL	$ 50,000	$ 50,000	$ 55,000	$ 55,000	$ —	$ 55,000

PROJECT DESCRIPTION/JUSTIFICATION

This project provides funding to contract for the routing, cleaning and sealing of pavement joints around the City of Dubuque. It is very important to seal cracks in asphalt and concrete pavements as a proactive preservation practice to minimize water intrusion to extend the service life of the pavement. This will also include crack sealing of trail pavements as well. This project would be an annual program that would supplement the work Public Works currently performs.

RELATIONSHIP TO OTHER PROJECTS

No relationship to other capital projects.

OUTCOME

Connected Community: Have well-maintained, improved transportation system – vehicles, roadways, sidewalks, and trails.

FUNDING RESTRICTIONS

This project is restricted to Sales Tax Fund (30%) and Road Use Tax.

DEPARTMENT:	STATE PROGRAM:	PROJECT TITLE:	YEAR FIRST SUBMITTED:	TOTAL PROJECT COST
55 - Engineering / Street	2C - Public Works	Rockdale Road Reconstruction - Maquoketa Dr to South Pointe Development	FY 2018 ACTIVITY NO: 360	$ 200,000

2019 EXPENSE	2020 BUDGET	PROJECT BUDGET	2021	2022	2023	2024	2025	2026
		A. EXPENDITURE ITEMS						
		Engineering Services	$ —	$ —	$ —	$ —	$ 200,000	$ —
		Construction	$ —	$ —	$ —	$ —	$ —	$ 1,100,000
$ —	$ —	TOTAL	$ —	$ —	$ —	$ —	$ 200,000	$ 1,100,000
		B. PROJECT FINANCING						
		South Point Housing TIF	$ —	$ —	$ —	$ —	$ 200,000	$ 1,000,000
		Special Assessments	$ —	$ —	$ —	$ —	$ —	$ 100,000
$ —	$ —	TOTAL	$ —	$ —	$ —	$ —	$ 200,000	$ 1,100,000

PROJECT DESCRIPTION/JUSTIFICATION

This project involves the reconstruction of Rockdale Road to accommodate the South Pointe subdivision development. The project will include 8" PCC pavement, streetlights, storm sewer intakes and some storm sewer, sidewalks, retaining walls as needed, and fiber optic conduit and vaults. Sanitary Sewer and Water main would need to be separately funded improvements for this project. Rockdale Road is in need of reconstruction to accommodate the anticipated traffic from the proposed South Pointe development project. Timing of the Rockdale Road improvements is completely dependent on the rate of subdivision development and contintioned on the availability of tax increment revenue generated within the South Pointe Housing Urban Renewal Area to fund the public improvements.

RELATIONSHIP TO OTHER PROJECTS

This project is not related to other capital projects.

OUTCOME

Connected Community: Better conditions of streets and sidewalk with eliminated obstructions and improved visibility.

FUNDING RESTRICTIONS

This project is restricted to Sales Tax Fund (30%), Housing TIF and Road Use Tax.

DEPARTMENT:	STATE PROGRAM:	PROJECT TITLE:	YEAR FIRST SUBMITTED:	TOTAL PROJECT COST
55 - Engineering / Street	2C - Public Works	Sidewalk Inspection Program - Assessable	FY 2012 ACTIVITY NO: 100-1108	$ 150,000

2019 EXPENSE	2020 BUDGET	PROJECT BUDGET	2021	2022	2023	2024	2025	2026
		A. EXPENDITURE ITEMS						
		Construction	$ 30,000	$ 30,000	$ 30,000	$ 30,000	$ 30,000	$ 40,000
$ —	$ —	TOTAL	$ 30,000	$ 30,000	$ 30,000	$ 30,000	$ 30,000	$ 40,000
		B. PROJECT FINANCING						
		Special Assessments	$ 30,000	$ 30,000	$ 30,000	$ 30,000	$ 30,000	$ 40,000
$ —	$ —	TOTAL	$ 30,000	$ 30,000	$ 30,000	$ 30,000	$ 30,000	$ 40,000

PROJECT DESCRIPTION/JUSTIFICATION

This project provides for the replacement of defective sidewalks by private contractors. City Ordinances #41-102 through #41-105 provide that a property owner be given a thirty day notice to replace a hazardous or defective sidewalk and, if they fail to do so, the City will have the repair made and the cost assessed to the property owner. In Fiscal Year 1989, the City began an inspection and reconstruction program for City sidewalks. Reconstruction is required on these walks when defective conditions are found. These funds enable the City to have the reconstruction done by contractors if the property owner does not make the corrections after proper notice and reasonable time. These costs are then placed as liens against the properties and property tax receipts are collected in the next fiscal year in the amount of the original expenditure. Past history reflects a higher construction and engineering cost and is reflected in Fiscal Years 2010-2014. Construction cost, time for completion of contracts, timing of contracts contribute to higher expenses.

RELATIONSHIP TO OTHER PROJECTS

This project is not related to other capital projects.

OUTCOME

Connected Community: Better conditions of streets and sidewalk with eliminated obstructions and improved visibility.

FUNDING RESTRICTIONS

This project is restricted to Special Assessment Funds specific to this project.

DEPARTMENT:	STATE PROGRAM:	PROJECT TITLE:	YEAR FIRST SUBMITTED:	TOTAL PROJECT COST
55 - Engineering / Street	2C - Public Works	Sidewalk Program - City Owned Property	FY 2012	
			ACTIVITY NO: 300-1425	
			350-1425	$ 565,437

2019 EXPENSE	2020 BUDGET	PROJECT BUDGET	2021	2022	2023	2024	2025	2026
		A. EXPENDITURE ITEMS						
$ 50,959	$ 20,000	Construction	$ 145,000	$ 75,000	$ 75,000	$ 1,000	$ 1,000	$ 70,000
$ 19,478	$ 5,000	Engineering Services	$ 25,000	$ 25,000	$ 25,000	$ 49,000	$ 49,000	$ 20,000
$ 70,437	$ 25,000	TOTAL	$ 170,000	$ 100,000	$ 100,000	$ 50,000	$ 50,000	$ 90,000
		B. PROJECT FINANCING						
$ 70,437	$ 25,000	Sales Tax Fund (30%)	$ 170,000	$ 100,000	$ 100,000	$ 50,000	$ 50,000	$ 90,000
			$ —	$ —	$ —	$ —	$ —	$ —
			$ —	$ —	$ —	$ —	$ —	$ —
			$ —	$ —	$ —	$ —	$ —	$ —
			$ —	$ —	$ —	$ —	$ —	$ —
			$ —	$ —	$ —	$ —	$ —	$ —
$ 70,437	$ 25,000	TOTAL	$ 170,000	$ 100,000	$ 100,000	$ 50,000	$ 50,000	$ 90,000

PROJECT DESCRIPTION/JUSTIFICATION

This project provides for a multi-year program for the installation and reconstruction of public sidewalks adjacent to City-owned property and City owned infrastructures, i.e., catch basins, hydrants, signals, financial assistance. This appropriation also provides for tree and tree stump removal when trees are needed to be removed as part of the reconstruction of the sidewalks. This project may also include the installation and reconstruction of curb ramps which is required by the Americans with Disabilities Act (ADA). The reconstruction of public sidewalks is necessary for the safety of pedestrians and to keep the City's liability to a minimum. ADA requires installation of curb ramps whenever a sidewalk is repaired at an intersection and if a ramp is not currently constructed. It should be noted that the city has over 218 stumps in the ROW that need to be removed which will affect the adjoining sidewalk. Additionally, there are 650 ash trees that are potentially going to be affected with emerald ash borer and will be a future liability the city has to deal with. Additional funding is shown in 2021 and 2022 to help catch up on the backlog and reduce the city liability. The 2021 year includes $20,000 to address the sidewalk in front of the MFC to make it ADA accessible.

RELATIONSHIP TO OTHER PROJECTS

This project is may impact the water department due to hydrant relocations. This could impact water CIP 7402654.

OUTCOME

Connected Community: Better conditions of streets and sidewalk with eliminated obstructions and improved visibility.

FUNDING RESTRICTIONS

This project is restricted to Sales Tax Fund (30%) and Road Use Tax.

DEPARTMENT:	STATE PROGRAM:	PROJECT TITLE:	YEAR FIRST SUBMITTED:	TOTAL PROJECT COST
55 - Engineering / Street	2C - Public Works	ADA Curb Ramp Construction Project	FY 2010 ACTIVITY NO: 260-1236	$ 63,000

2019 EXPENSE	2020 BUDGET	PROJECT BUDGET	2021	2022	2023	2024	2025	2026
		A. EXPENDITURE ITEMS						
	$ 10,600	Construction	$ —	$ 10,600	$ 10,600	$ 10,600	$ 10,600	$ 10,600
	$ 2,000	Engineering Services	$ —	$ 2,000	$ 2,000	$ 2,000	$ 2,000	$ 2,000
$ —	$ 12,600	TOTAL	$ —	$ 12,600	$ 12,600	$ 12,600	$ 12,600	$ 12,600
		B. PROJECT FINANCING						
	$ 12,600	CDBG Grant	$ —	$ 12,600	$ 12,600	$ 12,600	$ 12,600	$ 12,600
$ —	$ 12,600	TOTAL	$ —	$ 12,600	$ 12,600	$ 12,600	$ 12,600	$ 12,600

PROJECT DESCRIPTION/JUSTIFICATION

This project provides funding for the annual program to install accessible curb ramps at existing intersections throughout the City. this project funds the accessible curb ramps in low to moderate income area only. The Americans with Disabilities Act requires the installation of curb ramps with detectable warnings at all intersections throughout the City. This would be a multi-year program until all installations are completed in compliance with ADA requirements. The regulations require that cities begin a program for compliance with the installation of curb ramps at all intersections by January 26, 2005, and for those areas where existing pedestrian walkways cross curbs serving state and local government offices and facilities. This project is may impact the water department due to hydrant relocations.

RELATIONSHIP TO OTHER PROJECTS

This project is not related to other capital projects.

OUTCOME

Connected Community: Better conditions of streets and sidewalk with eliminated obstructions and improved visibility.

FUNDING RESTRICTIONS

This project is restricted to Road Use Tax, DRA funding, and Sales Tax (30%), Community Development Block Grant Funds.

DEPARTMENT:	STATE PROGRAM:	PROJECT TITLE:	YEAR FIRST SUBMITTED:	TOTAL PROJECT COST
55 - Engineering / Street	2C - Public Works	Sidewalk Program Related to Curb and Catch Basin Replacements	FY 2012 ACTIVITY NO: 300-1041	$ 167,684

2019 EXPENSE	2020 BUDGET	PROJECT BUDGET	2021	2022	2023	2024	2025	2026
		A. EXPENDITURE ITEMS						
	$ 9,000	Construction	$ 20,000	$ 20,000	$ 24,000	$ 26,000	$ 28,000	$ 28,000
$ 10,684	$ 1,000	Engineering Services	$ 5,000	$ 5,000	$ 6,000	$ 6,000	$ 7,000	$ 7,000
$ 10,684	$ 10,000	TOTAL	$ 25,000	$ 25,000	$ 30,000	$ 32,000	$ 35,000	$ 35,000
		B. PROJECT FINANCING						
$ 10,684	$ 10,000	Sales Tax Fund (30%)	$ 25,000	$ 25,000	$ 30,000	$ 32,000	$ 35,000	$ 35,000
$ 10,684	$ 10,000	TOTAL	$ 25,000	$ 25,000	$ 30,000	$ 32,000	$ 35,000	$ 35,000

PROJECT DESCRIPTION/JUSTIFICATION

This project provides for replacement of curbs and catch basins related to the sidewalk inspection and replacement program. Replacement of sidewalks, particularly those abutting the curb line or an intersection, frequently requires replacement of curbs and catch basins. It is anticipated in future years this program will increase with the installation of curb ramps with detectable warnings required by the Americans with Disabilities Act (ADA). Without funding for replacement of the curbs and catch basins, the program is restricted or delayed until funding can be secured. With funding earmarked for curb and catch basin replacement, the program can move forward on an established schedule. With an increase in curb and catch basin inspections at time of sidewalk inspections, additional curb and catch basins are identified for replacement, especially if the street is to be overlaid in the near future. The anticipated cost for curb and catch basin repairs has been increasing over the past few years and is anticipated to continue when the ramps needing walls, foundations, railings, and special designs are addressed.

RELATIONSHIP TO OTHER PROJECTS

This project is related to City Owned Sidewalk Replacements and needs to be scheduled in the same fiscal years as those projects (CIPs #300-1425 and #350-1425). This project is may impact the water department due to hydrant relocations (CIP #740-2654).

OUTCOME

Connected Community: Better conditions of streets and sidewalk with eliminated obstructions and improved visibility.

FUNDING RESTRICTIONS

This project is restricted to Sales Tax Fund (30%) and Road Use Tax.

DEPARTMENT:	STATE PROGRAM:	PROJECT TITLE:	YEAR FIRST SUBMITTED:	TOTAL PROJECT COST
55 - Engineering / Street	2C - Public Works	Decorative Concrete Maintenance Program	FY 2006	
			ACTIVITY NO: 300-1630	
			350-1630	$ 258,056

2019 EXPENSE	2020 BUDGET	PROJECT BUDGET	2021	2022	2023	2024	2025	2026
		A. EXPENDITURE ITEMS						
$ 21,458	$ 64,245	Engineering Services	$ —	$ —	$ —	$ 5,000	$ 5,000	$ 5,000
$ 97,353		Construction	$ —	$ —	$ —	$ 30,000	$ 35,000	$ 35,000
$ 118,811	$ 64,245	TOTAL	$ —	$ —	$ —	$ 35,000	$ 40,000	$ 40,000
		B. PROJECT FINANCING						
$ 118,811	$ 64,245	Sales Tax Fund (20%)	$ —	$ —	$ —	$ 35,000	$ 40,000	$ 40,000
$ 118,811	$ 64,245	TOTAL	$ —	$ —	$ —	$ 35,000	$ 40,000	$ 40,000

PROJECT DESCRIPTION/JUSTIFICATION

This annual program provides funding to the Decorative Concrete Maintenance Program to perform preventative maintenance, cleaning, sealing and the repair of decorative concrete pavement at the Mississippi Riverwalk, Alliant Amphitheater, River's Edge Plaza, Ice Harbor West Road, Grand River Center, Main Street, Peosta Channel Trail, Flat Iron Park, City Hall, Chamber Building Plaza Area, and the Locust and 5th Street Gateway Locations. To maintain the quality appearance and integrity of the decorative concrete surface. An annual maintenance program is needed to remove dirt, oils, stains and apply a new protective sealer on the surface. Funding in FY21 was increased to repair the cascading stairs at River's Edge Plaza that were impacted by the extended high river water levels during 2019.

RELATIONSHIP TO OTHER PROJECTS

This project is not related to other capital projects.

OUTCOME

Connected Community: Better conditions of streets and sidewalk with eliminated obstructions and improved visibility.

FUNDING RESTRICTIONS

This project is restricted to Sales Tax Fund (30%) and Road Use Tax.

DEPARTMENT:	STATE PROGRAM:	PROJECT TITLE:	YEAR FIRST SUBMITTED:	TOTAL PROJECT COST
55 - Engineering / Street	2C - Public Works	Stone Retaining Walls	FY 1980	
			ACTIVITY NO: 300-1029	
			350-1029	$ 499,821

2019 EXPENSE	2020 BUDGET	PROJECT BUDGET	2021	2022	2023	2024	2025	2026
		A. EXPENDITURE ITEMS						
		Engineering Services	$ —	$ 20,000	$ 20,000	$ 20,000	$ —	$ 20,000
$ 1,433		Consultant Services	$ —	$ 10,000	$ 5,000	$ 10,000	$ —	$ 10,000
$ 183,388		Construction	$ —	$ 70,000	$ 80,000	$ 80,000	$ —	$ 90,000
$ 184,821	$ —	TOTAL	$ —	$ 100,000	$ 105,000	$ 110,000	$ —	$ 120,000
		B. PROJECT FINANCING						
$ 184,821		Sales Tax Fund (30%)	$ —	$ 100,000	$ 105,000	$ 110,000	$ —	$ 120,000
$ 184,821	$ —	TOTAL	$ —	$ 100,000	$ 105,000	$ 110,000	$ —	$ 120,000

PROJECT DESCRIPTION/JUSTIFICATION

This annual funding provides for maintenance and repair of existing retaining walls that are owned by or are the responsibility of the City of Dubuque in various locations throughout the City. This annual program will allow for maintenance, repair and reconstruction of city owned retaining walls as needed. Based on the recommendation of the City's Legal Department, there are a significant number of private property owner retaining walls which are adjacent to City right-of-way in which a mutual benefit could be established through litigation, as a result, the annual funding for retaining wall maintenance, repair and reconstruction has been increased to address this potential liable cost to the City. This annual program would provide for proactive maintenance, reconstruction and emergency repairs to city owned retaining walls.

RELATIONSHIP TO OTHER PROJECTS

This project is not related to other capital projects.

OUTCOME

Healthy and Safe: Have residents feeling safe in any neighborhood and throughout the community.

FUNDING RESTRICTIONS

This project is restricted to Sales Tax Fund (30%) and Road Use Tax.

DEPARTMENT: 55 - Engineering / Street	STATE PROGRAM: 2C - Public Works	PROJECT TITLE: Bridge Repairs and Maintenance	YEAR FIRST SUBMITTED: FY 1980 ACTIVITY NO: 300-1258	TOTAL PROJECT COST $ 388,501

2019 EXPENSE	2020 BUDGET	PROJECT BUDGET	2021	2022	2023	2024	2025	2026
		A. EXPENDITURE ITEMS						
$ 2,673	$ 10,000	Engineering Services	$ —	$ 10,000	$ 10,000	$ 10,000	$ —	$ 10,000
	$ 75,000	Consultant Services	$ —	$ 5,000	$ 5,000	$ 5,000	$ —	$ 5,000
$ 828		Construction	$ —	$ 85,000	$ 85,000	$ 85,000	$ —	$ 95,000
$ 3,501	$ 85,000	TOTAL	$ —	$ 100,000	$ 100,000	$ 100,000	$ —	$ 110,000
		B. PROJECT FINANCING						
$ 3,501	$ 85,000	Sales Tax Fund (30%)	$ —	$ 100,000	$ 100,000	$ 100,000	$ —	$ 110,000
$ 3,501	$ 85,000	TOTAL	$ —	$ 100,000	$ 100,000	$ 100,000	$ —	$ 110,000

PROJECT DESCRIPTION/JUSTIFICATION

The annual Bridge Repair and Maintenance program allocates funding for the maintenance, inspection, and load rating of bridges & culverts throughout the City. The periodic maintenance efforts are intended to maximize the serviceable life of these structures and mitigate any premature deterioration which would ultimately result in costly replacements. Some of the most common repair efforts include concrete rehabilitation of bridge decks, substructure, barrier rails, and various culvert components. Other activities include the painting of steel elements, sealing of concrete cracks on bridge decks and railings, and expansion joint maintenance and repairs. The installation and reconstruction of erosion & scour countermeasure systems are also included in this program. This funding also provides for the inspection, program management, and load rating efforts required to comply with the federally mandated National Bridge Inspection Standards (NBIS). The City's bridges are currently inspected on a biennial basis with one structure requiring an underwater inspection every 60 months. The City currently has 22 structures under its jurisdiction, which includes 13 bridges and 9 culverts. The last inspection, dated October 2019, indicated the city has no structures classified as functionally obsolete, or fracture critical, with one structure classified as structurally deficient. The structurally deficient structure will require rehabilitation or replacement within the next five years and several other structures require routine maintenance and repair efforts. The annual Bridge Repair and Maintenance program funding has been increased to account for the changing bridge load rating requirements and to allow for the increased preventative maintenance and repair needs of bridges and culverts throughout the City.

RELATIONSHIP TO OTHER PROJECTS

This project is not related to other capital projects.

OUTCOME

Connected Community: Improve traffic flow throughout the city (East-West corridor, roundabouts, light synchronization).

FUNDING RESTRICTIONS

This project is restricted to Sales Tax Fund (30%) and Road Use Tax.

DEPARTMENT:	STATE PROGRAM:	PROJECT TITLE:	YEAR FIRST SUBMITTED:	TOTAL PROJECT COST
55 - Engineering / Street	2C - Public Works	Villa Street Retaining Wall	2021 ACTIVITY NO: 250-1576	$ 1,600,000

2019 EXPENSE	2020 BUDGET	PROJECT BUDGET	2021	2022	2023	2024	2025	2026
		A. EXPENDITURE ITEMS						
		Engineering Services	$ 100,000	$ —	$ —	$ —	$ —	$ —
		Construction	$ 1,450,000	$ —	$ —	$ —	$ —	$ —
		Consultant	$ 50,000	$ —	$ —	$ —	$ —	$ —
$ —	$ —	TOTAL	$ 1,600,000	$ —	$ —	$ —	$ —	$ —
		B. PROJECT FINANCING						
		Road Use Tax	$ 1,600,000	$ —	$ —	$ —	$ —	$ —
$ —	$ —	TOTAL	$ 1,600,000	$ —	$ —	$ —	$ —	$ —

PROJECT DESCRIPTION/JUSTIFICATION

The Villa Street retaining wall between Cleveland Avenue and Rush Street is showing signs of distress. Engineering staff have been monitoring the retaining wall for several years and have observed movement in the wall. This retaining wall supports Villa Street and is a very tall wall. It is estimated to be roughly 7400 SF of wall repair. Failure of the wall could impact city water and sanitary sewer utilities, limit access to homes and potentially impact private property. City staff are working with IIW to determine the current stability of the retaining wall.

RELATIONSHIP TO OTHER PROJECTS

This project is related to Maintenance of Public Water Mains during Stone Retaining Wall Repair CIP (#740-2655).

OUTCOME

Healthy and Safe: Have residents feeling safe in any neighborhood and throughout the community.

FUNDING RESTRICTIONS

This project is restricted to Sales Tax Fund (30%) and Road Use Tax.

DEPARTMENT: 55 - Engineering / Street		STATE PROGRAM: 2C - Public Works	PROJECT TITLE: Lowell Street Retaining Wall			YEAR FIRST SUBMITTED: 2021 ACTIVITY NO:		TOTAL PROJECT COST $ 141,500
2019 EXPENSE	**2020 BUDGET**	**PROJECT BUDGET**	**2021**	**2022**	**2023**	**2024**	**2025**	**2026**
		A. EXPENDITURE ITEMS						
		Engineering Services	$ —	$ 55,000	$ —	$ —	$ —	$ —
		Construction	$ —	$ 66,500	$ —	$ —	$ —	$ —
		Consultant	$ —	$ 20,000	$ —	$ —	$ —	$ —
$ —	$ —	TOTAL	$ —	$ 141,500	$ —	$ —	$ —	$ —
		B. PROJECT FINANCING						
		Sales Tax Fund (30%)	$ —	$ 141,500	$ —	$ —	$ —	$ —
$ —	$ —	TOTAL	$ —	$ 141,500	$ —	$ —	$ —	$ —

PROJECT DESCRIPTION/JUSTIFICATION

This project is to replace the Lowell Street retaining wall behind 346, 350, 364, 380 and 386 Klingenberg Terrace. The concrete retaining wall was originally constructed in the 1930's and has failed. The proposed project will replace the 300 foot retaining wall with either a concrete or modular retaining wall. Design has to occur to determine the most economical and long lasting wall design. Engineering has already done some preliminary geotechnical work and survey. This project would include reconstructing the north curb line of the street and include resurfacing of Lowell Street directly affected by the wall. The retaining wall helps support Lowell street.

RELATIONSHIP TO OTHER PROJECTS

This project is related to the Maintenance of Public Water Mains during Stone Retaining Wall Repair CIP (#740-2655).

OUTCOME

Healthy and Safe: Have residents feeling safe in any neighborhood and throughout the community.

FUNDING RESTRICTIONS

This project is restricted to Sales Tax Fund (30%) and Road Use Tax.

DEPARTMENT: 55 - Engineering / Street		STATE PROGRAM: 2C - Public Works	PROJECT TITLE: Brick Paver Maintenance			YEAR FIRST SUBMITTED: FY 2020 ACTIVITY NO: 300-2852		TOTAL PROJECT COST $ 90,000
2019 EXPENSE	**2020 BUDGET**	**PROJECT BUDGET**	**2021**	**2022**	**2023**	**2024**	**2025**	**2026**
		A. EXPENDITURE ITEMS						
		Engineering Services	$ 5,000	$ —	$ 5,000	$ —	$ 5,000	$ 5,000
		Construction	$ 25,000	$ —	$ 25,000	$ —	$ 25,000	$ 25,000
$ —	$ —	TOTAL	$ 30,000	$ —	$ 30,000	$ —	$ 30,000	$ 30,000
		B. PROJECT FINANCING						
		Sales Tax (30%)	$ 30,000	$ —	$ 30,000	$ —	$ 30,000	$ 30,000
$ —	$ —	TOTAL	$ 30,000	$ —	$ 30,000	$ —	$ 30,000	$ 30,000

PROJECT DESCRIPTION/JUSTIFICATION

This project provides annual funding to make spot repairs to the streets, sidewalks, alleys, or public spaces in the city that are constructed with brick pavers. This project will address any settled, irregular or defective pavers in the Historic Millwork District, the Bee Branch, the Grand River Center, along 8th Street, and in Green Alleys as needed as identified by City staff.

RELATIONSHIP TO OTHER PROJECTS

This project is not related to other capital projects.

OUTCOME

Connected Community: Better conditions of streets and sidewalks with eliminated obstructions and improved visibility.

FUNDING RESTRICTIONS

This project is restricted to Sales Tax Fund (30%) and Road Use Tax.

DEPARTMENT:	STATE PROGRAM:	PROJECT TITLE:	YEAR FIRST SUBMITTED:	TOTAL PROJECT COST
55 - Engineering / Street	2C - Public Works	Complete Street Elements - Trails, Sidewalks and Signs	FY 2019 ACTIVITY NO: 300-2430 102-2430	$ 34,000

2019 EXPENSE	2020 BUDGET	PROJECT BUDGET	2021	2022	2023	2024	2025	2026
		A. EXPENDITURE ITEMS						
		Construction	$ —	$ —	$ 10,000	$ 10,000	$ 8,000	$ 11,000
		Engineering Services	$ —	$ —	$ 2,000	$ 2,000	$ 2,000	$ 2,000
$ —	$ —	TOTAL	$ —	$ —	$ 12,000	$ 12,000	$ 10,000	$ 13,000
		B. PROJECT FINANCING						
		Sales Tax Fund (30%)	$ —	$ —	$ 12,000	$ 12,000	$ 10,000	$ 13,000
$ —	$ —	TOTAL	$ —	$ —	$ 12,000	$ 12,000	$ 10,000	$ 13,000

PROJECT DESCRIPTION/JUSTIFICATION

This project would provide for pavement markings/signs and additional sidewalk to expand Dubuque's Complete Streets. It is envisioned that this would fund bike lane markings, bike route signs, and sidewalks in areas where none exist. A planning group of staff from Engineering, Planning, Budget and Leisure Services met and propose this project as a way to track all complete street items and costs in one location. This project will have some relationship to Public Works ADA ramp program, city owned sidewalks, curb and catch basin replacements related to city owned sidewalks and the sidewalk inspection program.

RELATIONSHIP TO OTHER PROJECTS

This project does not relate to other capital projects.

OUTCOME

Connected Community: Better conditions of streets and sidewalk with eliminated obstructions and improved visibility.

FUNDING RESTRICTIONS

This project is restricted to Sales Tax Fund (30%) and Road Use Tax.

DEPARTMENT:	STATE PROGRAM:	PROJECT TITLE:	YEAR FIRST SUBMITTED:	FY 2016	TOTAL PROJECT COST
55 - Engineering / Miscellaneous	6C - General Government	Federal Building Renovation	ACTIVITY NO:	350-1841 360-1841	$ 1,524,543

2019 EXPENSE	2020 BUDGET	PROJECT BUDGET	2021	2022	2023	2024	2025	2026
		A. EXPENDITURE ITEMS						
$ 11,507	$ 25,500	Consultant Services	$ 20,000	$ 259,000	$ 26,000	$ 4,000	$ —	$ 752,000
		Property Acquisition	$ —	$ —	$ —	$ —	$ —	$ —
$ 67,577	$ 73,000	Construction	$ 416,000	$ 79,500	$ 255,000	$ 30,000	$ —	$ 6,275,000
	$ 231,659	Engineering Services	$ 10,000	$ 8,300	$ 5,000	$ 2,500	$ —	$ 35,000
$ 79,084	$ 330,159	TOTAL	$ 446,000	$ 346,800	$ 286,000	$ 36,500	$ —	$ 7,062,000
		B. PROJECT FINANCING						
$ 79,084	$ 330,159	GO Debt	$ 446,000	$ 346,800	$ 286,000	$ 36,500	$ —	$ 7,062,000
$ 79,084	$ 330,159	TOTAL	$ 446,000	$ 346,800	$ 286,000	$ 36,500	$ —	$ 7,062,000

PROJECT DESCRIPTION/JUSTIFICATION

In 2008 significant updates to the Historic Federal Building were completed to improve its overall condition and to ensure it remains as a historic structure anchoring downtown. Improvements to the building included: conversion of the former courtroom and two jury rooms on the second floor to the new City Council Chambers, small meeting room and remote broadcast studio for City Channel 8, the City Housing and Community Development Department moved into the completely renovated west half of the third floor, partial steel window renovation, exterior window painting, and exterior building signage. In FY 2021, $45,000 is budgeted to replace the pent house roof, $6,000 to repair ADA non-compliant public sidewalks, $220,000 is budgeted for structural repairs to the loading dock and leaking building foundation and $165,000 for replacement of the first floor lobby lights with replica period fixtures, main stairwell painting and lighting, and refinishing of the historic woodwork in the main lobby. In FY 2022, $250,000 is budgeted for an ASHRAE Level 2 & 3 Energy Assessment which will build off of the results from the Level 1 energy audit happening in FY20. The Level 2 Assessment provides detailed survey of building systems and operations, breakdown of energy source and end use, identification of Energy Efficiency Measures (EEMs) for each energy system, range of savings & costs for the EEMs, spotlight on operational discrepancies and outline of priorities for needed upgrades. The ASHRAE Level 3 Energy Assessment allows for complex HVAC system upgrade alternative analysis, return on investment and construction cost estimating. Additional funding in FY22 is being budgeted to address known long term building operations and maintenance requirements which include $54,500 for tuck pointing and waterproofing of the building window wells, and $29,500 to tuck point the front steps and replace rusting hand rails and $4,500 is budgeted for improvements to the public way finding signs for the building. In FY23 $60,000 is budgeted for security camera improvements, $45,000 to disconnect the roof drains from the sanitary sewer system in order to comply with the City's I&I ordinance, and $176,000 is budgeted to tuck point and repair the copper soffit on the exterior of the building. FY24 is budgeted to upgraded and moderized the interior lighting system.

DEPARTMENT:	STATE PROGRAM:	PROJECT TITLE:	YEAR FIRST SUBMITTED:	FY 2016	TOTAL PROJECT COST
55 - Engineering / Miscellaneous	6C - General Government	Federal Building Renovation	ACTIVITY NO:	350-1841 360-1841	$ 1,524,543

PROJECT DESCRIPTION/JUSTIFICATION (Continued)

Work still needed beyond this five year CIP includes: $1,800,000 for restoration of the existing steel windows; $125,000 for fire alarm system upgrade;$250,000 for a generator for emergency operations; $230,000 is budgeted to install a new building wide security system that will include electronic locks; $2,535,000 to complete the replacement of the building's cooling, heating and ventilation systems with a new, energy efficient, high performance systems, $36,250 for office space renovations to vacant rooms in building to improve their ability to be rented, $30,000 to paint and replace blinds in the second floor offices, and $450,000 to renovate the basement spaces so they can be leased to commercial entities. The FY26 budget includes associated design and construction contingency costs for all of the previously mentioned work.

RELATIONSHIP TO OTHER PROJECTS

This project is not related to other capital projects.

OUTCOME

Robust Local Economy: Have a diverse workforce prepared for 21st century jobs in the global marketplace.

FUNDING RESTRICTIONS

This project is restricted to Sales Tax Fund (20%), Greater Downtown TIF, and DRA Funding.

DEPARTMENT: 55 - Engineering / Miscellaneous		STATE PROGRAM: 2C - Public Works	PROJECT TITLE: Port of Dubuque Riverfront Dock Expansion			YEAR FIRST SUBMITTED: FY 2018 ACTIVITY NO: 360-2853		TOTAL PROJECT COST $ 2,118,500
2019 EXPENSE	**2020 BUDGET**	**PROJECT BUDGET**	**2021**	**2022**	**2023**	**2024**	**2025**	**2026**
		A. EXPENDITURE ITEMS						
		Engineering Services	$ 25,000	$ 25,000	$ —	$ —	$ —	$ —
$ 18,500		Consultant Services	$ 150,000	$ 50,000	$ —	$ —	$ —	$ —
		Construction	$ 875,000	$ 975,000	$ —	$ —	$ —	$ —
$ 18,500	$ —	TOTAL	$ 1,050,000	$ 1,050,000	$ —	$ —	$ —	$ —
		B. PROJECT FINANCING						
		GDTIF G.O. Debt	$ 406,000	$ —	$ —	$ —	$ —	$ —
		Private Participant	$ 500,000	$ 500,000	$ —	$ —	$ —	$ —
$ 18,500		Greater Downtown TIF	$ 144,000	$ 550,000	$ —	$ —	$ —	$ —
$ 18,500	$ —	TOTAL	$ 1,050,000	$ 1,050,000	$ —	$ —	$ —	$ —

PROJECT DESCRIPTION/JUSTIFICATION

The proposed project is to expand the existing riverfront docking facility to accommodate large excursion boats in the Port of Dubuque. The City's proposed infrastructure plan is to construct a new pier wall landing platform near the bottom of Riverwalk Stair No. 2. A portion of Stair No. 2 will be reconstructed to connect to the new landing platform. The new landing platform will be connected to the Riverwalk by an ADA compliant ramped walkway. The excursion boats will moor against new pipe pile clusters and will access land from floating platform docks which will connect to the pier wall landing platform via ADA compliant gangway. The expanded docking facility will accommodate excursion boats 400 feet in length or greater. It is estimated that excursion boat traffic on the Mississippi River will increase and a new docking facility will create an opportunity for significant tourism growth in Dubuque. Increased tourism will create employment in retail, dining, ground transportation, and excursions to local attractions, while other tourism-related sectors will benefit as a result.

The City has been approached by Viking River Cruise Lines to become a destination port when Viking begins to operate Mississippi River Cruises in FY 2022. Viking has offered to participate in the construction and maintenance costs of a new docking facility to accommodate their boats.

Viking advises that their first season in 2021 they would have one boat making 19 stops in Dubuque between July - October, with 385 passengers on each cruise, for a total of 7,350 passengers. In 2022, they would have two boats for a total of 38 stops and 14,700 passengers. Viking says they will keep building boats until the market says stop, with a maximum of 6 Upper Mississippi River boats. With 6 boats there would be a boat docked in Dubuque 6 days a week for 4 months which is approximately 100 days docked in Dubuque x 385 passengers = 38,500 passengers. The City will receive $1 per passenger and the annual operating expenses includes installation and removal of the riverside dock and gangway. Travel Dubuque advises that the average daily expenditure of passengers from boats that currently dock in Dubuque is estimated at $122 per day, or $4,697,000 with 38,500 passengers, but they have heard estimates as high as $500 per day, or $19,250,000 for Viking Cruise passengers. All passengers would be provided a ticket to the National Mississippi River Museum and Aquarium.

This project implements a 2018-2020 Policy Agenda Top Priority, River Cruise Docking Facility: Direction, and a 2018-2020 Management Agenda Top Priority, Riverfront Master Plan.

DEPARTMENT:	STATE PROGRAM:	PROJECT TITLE:	YEAR FIRST SUBMITTED:	FY 2018	TOTAL PROJECT COST
55 - Engineering / Miscellaneous	2C - Public Works	Port of Dubuque Riverfront Dock Expansion	ACTIVITY NO:	360-2853	$ 2,118,500

RELATIONSHIP TO OTHER PROJECTS
This project is not related to other capital projects.

OUTCOME
Have the infrastructure and amenities to support economic development and growth: industrial/business parks, streets and utilities, air service and housing.

FUNDING RESTRICTIONS
This project is restricted to Sales Tax Fund (20%), Greater Downtown TIF, and DRA Funding.

DEPARTMENT: 55 - Engineering / Miscellaneous		STATE PROGRAM: 2C - Public Works	PROJECT TITLE: Neighborhood Related Improvements			YEAR FIRST SUBMITTED: FY 2012 ACTIVITY NO: 260-1239		TOTAL PROJECT COST $ 50,000
2019 EXPENSE	**2020 BUDGET**	**PROJECT BUDGET**	**2021**	**2022**	**2023**	**2024**	**2025**	**2026**
		A. EXPENDITURE ITEMS						
	$ 10,000	Construction	$ —	$ 10,000	$ 10,000	$ 10,000	$ 10,000	$ 10,000
$ —	$ 10,000	TOTAL	$ —	$ 10,000	$ 10,000	$ 10,000	$ 10,000	$ 10,000
		B. PROJECT FINANCING						
	$ 10,000	CDBG Grant	$ —	$ 10,000	$ 10,000	$ 10,000	$ 10,000	$ 10,000
$ —	$ 10,000	TOTAL	$ —	$ 10,000	$ 10,000	$ 10,000	$ 10,000	$ 10,000

PROJECT DESCRIPTION/JUSTIFICATION

This project provides for the repair of public steps and sidewalks, pavement overlays, installation of railing, and other infrastructure items in neighborhoods primarily inhabited by low and moderate income persons. The project funds will be used to provide grants to low and moderate income homeowners for 75 percent of the cost of sidewalk repair and to buy materials for Public Works Department crews to install overlays using their own equipment and manpower. Funds will also be used to install railings where needed to targeted neighborhoods. This program consolidates the former Neighborhoods Street Improvement and Neighborhood Step/Sidewalk Programs. The consolidated plan, which is prepared by the Community and Economic Development Advisory Commission with citizen input, identified neighborhood preservation as a number-one priority. Maintenance of public facilities will contribute to neighborhood preservation and improve public safety.

RELATIONSHIP TO OTHER PROJECTS

This project is not related to other capital projects.

OUTCOME

Livable Neighborhoods and Housing: Have safe, healthy, inclusive neighborhoods citywide.

FUNDING RESTRICTIONS

This project is restricted to Community Development Block Grant Funds.

DEPARTMENT:	STATE PROGRAM:	PROJECT TITLE:	YEAR FIRST SUBMITTED:	TOTAL PROJECT COST
55 - Engineering / Miscellaneous	2C - Public Works	Riverfront Leasehold Improvements	FY 2015	
			ACTIVITY NO: 360-1053	
			350-1053	$ 389,289

2019 EXPENSE	2020 BUDGET	PROJECT BUDGET	2021	2022	2023	2024	2025	2026
		A. EXPENDITURE ITEMS						
$ 6,290		Consultant Services	$ —	$ 65,000	$ —	$ —	$ —	$ —
$ 117,799		Construction	$ 187,500	$ —	$ —	$ —	$ —	$ —
	$ 4,200	Engineering Services	$ —	$ 8,500	$ —	$ —	$ —	$ —
$ 124,089	$ 4,200	TOTAL	$ 187,500	$ 73,500	$ —	$ —	$ —	$ —
		B. PROJECT FINANCING						
$ 124,089	$ 4,200	Greater Downtown TIF	$ —	$ 73,500	$ —	$ —	$ —	$ —
		Sales Tax Fund (20%)	$ —	$ —	$ —	$ —	$ —	$ —
		GDTIF G.O. Debt	$ 187,500	$ —	$ —	$ —	$ —	$ —
$ 124,089	$ 4,200	TOTAL	$ 187,500	$ 73,500	$ —	$ —	$ —	$ —

PROJECT DESCRIPTION/JUSTIFICATION

This project provides for environmental mitigation, structure demolition, appraisal and other related property improvement studies to the City's leased properties along the riverfront. City leases for several riverfront properties have recently expired, or are set to expire or be terminated by mutual agreement over the next ten years. These funds allow for the needed environmental testing and similar type studies, as well as the removal of abandoned leasehold improvements, and the clean-up of vacant city properties in preparation for redevelopment. The City also periodically facilitates commodity shipping at existing vacant sites in order to generate revenue. These temporary agreements sometimes require the removal of buildings or other out dated infrastructure in order to accommodate a particular need of the new lessee. Funding in FY21 would support the rail spur improvements along Kerper Blvd. and Commercial St, a condition assessment of the city-owned Grand Harbor Hotel and the deconstruction of the former Dodd's Terminal building foundation in the South Port. Clearing this site of the existing outdated and obsolete structure will help to prepared it for redevelopment. FY 22 would allow the city to evaluate redevelopment options for the industrial site on 7th street along Dove Harbor, as well as a site along Kerper Blvd at the Peosta Channel. The leases on these properties will be expiring, and while industrial use is probably the highest and best use of these parcels, the city should look at the possibilities of other redevelopment, especially with the Alliant Energy power plant being decommissioned.

RELATIONSHIP TO OTHER PROJECTS

This project is not related to other capital projects.

OUTCOME

Robust Local Economy: Retain, expand and grow local businesses, attract new businesses to provide a more diverse tax base and job opportunities.

FUNDING RESTRICTIONS

This project is restricted to Sales Tax Fund (20%), Greater Downtown TIF, and DRA Funding.

DEPARTMENT:	STATE PROGRAM:	PROJECT TITLE:	YEAR FIRST SUBMITTED:	TOTAL PROJECT COST
55 - Engineering / Miscellaneous	2C - Public Works	ABC Supply Building Deconstruction	2019 ACTIVITY NO: 360-2854	$ 417,000

2019 EXPENSE	2020 BUDGET	PROJECT BUDGET	2021	2022	2023	2024	2025	2026
		A. EXPENDITURE ITEMS						
		Consultant Services	$ 25,000	$ —	$ —	$ —	$ —	$ —
		Construction	$ 380,000	$ —	$ —	$ —	$ —	$ —
		Engineering Services	$ 12,000	$ —	$ —	$ —	$ —	$ —
$ —	$ —	TOTAL	$ 417,000	$ —	$ —	$ —	$ —	$ —
		B. PROJECT FINANCING						
		GDTIF G.O. Debt	$ 417,000	$ —	$ —	$ —	$ —	$ —
$ —	$ —	TOTAL	$ 417,000	$ —	$ —	$ —	$ —	$ —

PROJECT DESCRIPTION/JUSTIFICATION

This project provides for hazardous material remediation and structure deconstruction of a former City owned leased property along Highway 151 near the South Port. The funding in FY21 would support the deconstruction of the former ABC Supply building. This lease expired in December 2018. Clearing this site of the existing outdated and obsolete structure will help to prepared it for redevelopment.

RELATIONSHIP TO OTHER PROJECTS

This project is not related to other capital projects.

OUTCOME

Robust Local Economy: Retain, expand and grow local businesses, attract new businesses to provide a more diverse tax base and job opportunities.

FUNDING RESTRICTIONS

This project is restricted to Sales Tax Fund (20%), Greater Downtown TIF, and DRA Funding.

DEPARTMENT:		STATE PROGRAM:	PROJECT TITLE:			YEAR FIRST SUBMITTED: FY 2008 ACTIVITY NO: 102-1963		TOTAL PROJECT COST
55 - Engineering / Miscellaneous		2C - Public Works	Port of Dubuque - Security Camera Expansion					$ 40,000
2019 EXPENSE	**2020 BUDGET**	**PROJECT BUDGET**	**2021**	**2022**	**2023**	**2024**	**2025**	**2026**
		A. EXPENDITURE ITEMS						
		Equipment	$ —	$ 20,000	$ —	$ 20,000	$ —	$ —
$ —	$ —	TOTAL	$ —	$ 20,000	$ —	$ 20,000	$ —	$ —
		B. PROJECT FINANCING						
		DRA Distribution	$ —	$ 20,000	$ —	$ 20,000	$ —	$ —
$ —	$ —	TOTAL	$ —	$ 20,000	$ —	$ 20,000	$ —	$ —

PROJECT DESCRIPTION/JUSTIFICATION

This annual funding program will provide for the installation of additional security and surveillance cameras within the Port of Dubuque. The locations identified for surveillance coverage include; the northerly end of the Riverwalk, Riverwalk shade structures, the Alliant Amphitheater, the Historic Shot Tower, the Bell Street corridor and along Ice Harbor Drive. There are several public parking lots in the Port area that do not have camera coverage,which include; Grand River Center north parking lot, National Mississippi River Museum and Aquarium parking lot, Mississippi Plaza parking lot, River's Edge Plaza parking lot, Brewery parking lot and the McGraw Hill - Special Events parking lot. As camera coverage is expanded in the Port of Dubuque, additional cameras will be added to the network so that each of the Emergency Call Box locations has security and surveillance coverage. This project will expand and enhance security and surveillance coverage within the Port of Dubuque which will compliment the Riverwalk security camera system which was installed in response to the vandalism along the Port of Dubuque's Riverwalk. The expanded security and surveillance coverage will curtail vandalism and will also assist law enforcement officials with crowd control monitoring during large public events.

RELATIONSHIP TO OTHER PROJECTS

This project is not related to other capital projects.

OUTCOME

Healthy and Safe: Have residents feeling safe in any neighborhood and throughout the community.

FUNDING RESTRICTIONS

This project is restricted to Sales Tax Fund (20%) and DRA Funding.

DEPARTMENT:	STATE PROGRAM:	PROJECT TITLE:	YEAR FIRST SUBMITTED:	TOTAL PROJECT COST
55 - Engineering / Miscellaneous	2C - Public Works	Harbor Area Maintenance - Dredging	FY 1980 ACTIVITY NO: 350-1466 300-1466	$ 90,000

2019 EXPENSE	2020 BUDGET	PROJECT BUDGET	2021	2022	2023	2024	2025	2026
		A. EXPENDITURE ITEMS						
		Engineering Services	$ 1,000	$ —	$ 1,000	$ —	$ 1,000	$ —
		Construction	$ 24,000	$ —	$ 29,000	$ —	$ 34,000	$ —
$ —	$ —	TOTAL	$ 25,000	$ —	$ 30,000	$ —	$ 35,000	$ —
		B. PROJECT FINANCING						
		Sales Tax Fund (20%)	$ 25,000	$ —	$ 30,000	$ —	$ 35,000	$ —
$ —	$ —	TOTAL	$ 25,000	$ —	$ 30,000	$ —	$ 35,000	$ —

PROJECT DESCRIPTION/JUSTIFICATION

This annual recurring budget provides for dredging harbor areas and the disposal of the spoil material to maintain adequate harbor and channel depths for the Port of Dubuque Marina and the Ice Harbor. The City had a previous contractual obligation under various riverfront-leased properties to maintain adequate harbor depths and to perform maintenance dredging operations for commercial barge and recreational navigation. However as leases are renewed or new lease agreements are approved, the maintenance dredging requirements are no longer the responsibility of the City. Beginning in Fiscal Year 2014, the City is no longer responsible for maintenance dredging at any industrial leased properties within Dove Harbor. On an annual basis, the budget allocation is evaluated and adjusted to reflect a more accurate determination of the dredging needs and the City attempts to provide sufficient funds for dredging of the City's waterfront, however the cost of dredging continues to significantly increase on a yearly basis. The temporary disposal site located along the east shoreline of the Peosta channel and adjacent to the 16th Street Bridge can hold approximately 7,500 cubic yards of dredge material. This annual budget includes funds for annual riverfront maintenance dredging as required at boat launch ramp locations, River's Edge Plaza and along the Riverwalk lower pier wall to accommodate excursion boat mooring.

RELATIONSHIP TO OTHER PROJECTS

This project is not related to other capital projects.

OUTCOME

Sustainable Environment: Reduce the potential flooding through flood plain management, mitigation and protection.

FUNDING RESTRICTIONS

This project is restricted to Sales Tax Fund (20%), Greater Downtown TIF, and DRA Funding.

DEPARTMENT:	STATE PROGRAM:	PROJECT TITLE:	YEAR FIRST SUBMITTED:	TOTAL PROJECT COST
55 - Engineering / Miscellaneous	2C - Public Works	Ice Harbor West Road - Museum Wetland Railing	FY 2021 ACTIVITY NO: 350-2855	$ 20,000

2019 EXPENSE	2020 BUDGET	PROJECT BUDGET	2021	2022	2023	2024	2025	2026
		A. EXPENDITURE ITEMS						
		Construction	$ 20,000	$ —	$ —	$ —	$ —	$ —
$ —	$ —	TOTAL	$ 20,000	$ —	$ —	$ —	$ —	$ —
		B. PROJECT FINANCING						
		Sales Tax Fund (20%)	$ 20,000	$ —	$ —	$ —	$ —	$ —
$ —	$ —	TOTAL	$ 20,000	$ —	$ —	$ —	$ —	$ —

PROJECT DESCRIPTION/JUSTIFICATION

This project provides funding to install security fencing along Ice Harbor Drive adjacent to the outdoor wetland area of the National Mississippi River Museum and Aquarium. Over the past several years the museum has experienced unauthorized access to their outdoor campus during off business hours when the museum is closed. It appears that individuals are gaining access near the wetland area by climbing over the 42-inch height Riverwalk railing located along Ice Harbor Drive. Due to liability concerns and the accreditation standards for security of the museum campus, the museum has requested that the City install additional security fencing along Ice Harbor Drive to deter individuals from gaining access near the wetland area from abutting public property. The proposed security fencing would be approximately 60-feet in length, 6-feet height and would be constructed to replicate the Riverwalk railing standard in the Port of Dubuque.

RELATIONSHIP TO OTHER PROJECTS

This project is not related to other capital projects.

OUTCOME

Partnership for a Better Dubuque: Engage all contracted partners in advancing Council goals and community betterment.

FUNDING RESTRICTIONS

This project is restricted to Sales Tax Fund (20%), Greater Downtown TIF, and DRA Funding.

DEPARTMENT:	STATE PROGRAM:	PROJECT TITLE:	YEAR FIRST SUBMITTED:	TOTAL PROJECT COST
55 - Engineering / Miscellaneous	2C - Public Works	Third Street Overpass Decorate Railing Painting Project	2018 ACTIVITY NO: 250-1702 300-1702	$ 123,270

2019 EXPENSE	2020 BUDGET	PROJECT BUDGET	2021	2022	2023	2024	2025	2026
		A. EXPENDITURE ITEMS						
$ 3,270		Design & Engineering	$ —	$ —	$ —	$ —	$ —	$ —
		Construction	$ 120,000	$ —	$ —	$ —	$ —	$ —
$ 3,270	$ —	TOTAL	$ 120,000	$ —	$ —	$ —	$ —	$ —
		B. PROJECT FINANCING						
		Private Participant	$ —	$ —	$ —	$ —	$ —	$ —
$ 3,270		Sales Tax Fund (30%)	$ 120,000	$ —	$ —	$ —	$ —	$ —
$ 3,270	$ —	TOTAL	$ 120,000	$ —	$ —	$ —	$ —	$ —

PROJECT DESCRIPTION/JUSTIFICATION

This project will provide for the temporary removal, sandblasting, re-painting and reinstalling of approximately 1,430 linear feet of decorative railing on the Third Street Overpass bridge into the Port of Dubuque. The decorative railing on the south side of the pedestrian walkway of the Third Street Overpass was installed in 2006. Over the past several years, the powder coat paint finish along the entire length has partially or completely failed. This has resulted in the paint peeling off, exposing the steel railing to the weather elements which has caused a majority of the fence panels to rust. The rusted and now unsightly decorative railing is a component of the pedestrian walkway and is a highly visual element on the Third Street Overpass bridge into the Port of Dubuque. Re-painting the decorative railing is recommended to maintain and protect the integrity of the railing while restoring the aesthetic appearance of the railing.

RELATIONSHIP TO OTHER PROJECTS

This project is not related to other capital projects.

OUTCOME

Livable Neighborhoods and Housing: Increase the visual appeal and beauty of the city with attractive gateways, corridors, neighborhoods, homes and businesses.

FUNDING RESTRICTIONS

This project is restricted to Road Use Tax Fund, Sales Tax Fund (20%), Greater Downtown TIF, and DRA Funding.

DEPARTMENT:	STATE PROGRAM:	PROJECT TITLE:	YEAR FIRST SUBMITTED:	TOTAL PROJECT COST
55 - Engineering / Miscellaneous	6C - General Government	Speed Shields	FY 2020 ACTIVITY NO:	$ 138,000

2019 EXPENSE	2020 BUDGET	PROJECT BUDGET	2021	2022	2023	2024	2025	2026
		A. EXPENDITURE ITEMS						
		Construction	$ —	$ 44,000	$ 44,000	$ 44,000	$ —	$ 44,000
		Engineering Services	$ —	$ 2,000	$ 2,000	$ 2,000	$ —	$ 2,000
$ —	$ —	TOTAL	$ —	$ 46,000	$ 46,000	$ 46,000	$ —	$ 46,000
		B. PROJECT FINANCING						
		Sales Tax Fund (30%)	$ —	$ 46,000	$ 46,000	$ 46,000	$ —	$ 46,000
$ —	$ —	TOTAL	$ —	$ 46,000	$ 46,000	$ 46,000	$ —	$ 46,000

PROJECT DESCRIPTION/JUSTIFICATION

This project will fund 10 portable speed shields a year to be used along various streets in the community. The speed shields are used to bring awareness to drivers on their speed and helps reduce speeds in areas know to have speeding issues. The speed shields are installed and managed by the Dubuque Police Department to assist in enforcement.

RELATIONSHIP TO OTHER PROJECTS

This project is not related to other capital projects.

OUTCOME

Livable Neighborhoods and Housing: Have safe, healthy, inclusive neighborhoods citywide.

FUNDING RESTRICTIONS

This project is restricted to Sales Tax Fund (30%) and DRA Funding.

DEPARTMENT:	STATE PROGRAM:	PROJECT TITLE:	YEAR FIRST SUBMITTED:	TOTAL PROJECT COST
55 - Engineering / Traffic	2C - Public Works	Street Light Replacement and New Installation	FY 2010	
			ACTIVITY NO: 360-1549	
			300-1549 260-1549	$ 534,574

2019 EXPENSE	2020 BUDGET	PROJECT BUDGET	2021	2022	2023	2024	2025	2026
		A. EXPENDITURE ITEMS						
		Engineering Services	$ 12,000	$ 15,000	$ 15,000	$ 10,000	$ 5,000	$ 5,000
$ 14,174		Construction	$ 20,000	$ 113,200	$ 130,200	$ 170,000	$ 30,000	$ 40,000
$ 14,174	$ —	TOTAL	$ 32,000	$ 128,200	$ 145,200	$ 180,000	$ 35,000	$ 45,000
		B. PROJECT FINANCING						
		GDTIF Debt	$ 12,000	$ 88,200	$ 85,200	$ 150,000	$ 5,000	$ 5,000
$ 14,174		Sales Tax Fund (30%)	$ 20,000	$ 40,000	$ 60,000	$ 30,000	$ 30,000	$ 40,000
$ 14,174	$ —	TOTAL	$ 32,000	$ 128,200	$ 145,200	$ 180,000	$ 35,000	$ 45,000

PROJECT DESCRIPTION/JUSTIFICATION

This project provides for a replacement program of the existing 30-foot white streetlights and some traffic signals located in downtown Dubuque. Currently, there are approximately 60 white streetlights remaining. The project would replace all remaining white poles and install lighting controllers with meters. In certain cases, these would be replaced with historical streetlights. Many of the streetlights in the downtown area were installed in early 1950's. These are the white 30-foot style found along Central, Main, Iowa, Locust and Bluff Streets. Many of these streetlights utilize a direct burial style feed and unique service panel which makes it very difficult and costly to maintain. The new downtown street lights will be capable of having banners brackets added. This CIP would also fund LED replacement luminaries throughout the City. Currently when street light fixtures burn out they are replaced with matching style high pressure sodium street lights. This program would promote the use of high efficiently, long life LED street lighting throughout the City of Dubuque which saves energy and operating expenses. . Current locations of interest include the Port of Dubuque Riverwalk, Bridge Lighting locations and miscellaneous subdivision locations. This project also initiates a scheduled replacement of older street lights throughout the City, and will also include the installation of new street lights when conditions warrant. Currently, the City owns approximately 2,500 street lights. In many older subdivisions the entire light fixture, base, pole and conduits need replacing. Currently there are around 60 lights in 24 locations outside of the downtown lights that are in need of replacement. Average cost of reconstruction is around $1,500 to $2,000 each.

RELATIONSHIP TO OTHER PROJECTS

This project is not related to other capital projects.

OUTCOME

Healthy and Safe: Have residents feeling safe in any neighborhood and throughout the community.

FUNDING RESTRICTIONS

This project is restricted to Sales Tax Fund (30%), Greater Downtown TIF, CDBG, and Road Use Tax Fund.

DEPARTMENT:	STATE PROGRAM:	PROJECT TITLE:	YEAR FIRST SUBMITTED:	TOTAL PROJECT COST
55 - Engineering / Traffic	2C - Public Works	Signalization Program	FY 2014 ACTIVITY NO: 300-1011	$ 435,687

2019 EXPENSE	2020 BUDGET	PROJECT BUDGET	2021	2022	2023	2024	2025	2026
		A. EXPENDITURE ITEMS						
	$ 15,000	Engineering Services	$ 15,000	$ 15,000	$ 15,000	$ 15,000	$ 15,000	$ 15,000
$ 5,687	$ 65,000	Construction	$ 55,000	$ 55,000	$ 65,000	$ 55,000	$ 45,000	$ 95,000
$ 5,687	$ 80,000	TOTAL	$ 70,000	$ 70,000	$ 80,000	$ 70,000	$ 60,000	$ 110,000
		B. PROJECT FINANCING						
$ 5,687	$ 80,000	Sales Tax Fund (30%)	$ 70,000	$ 70,000	$ 80,000	$ 70,000	$ 60,000	$ 110,000
$ 5,687	$ 80,000	TOTAL	$ 70,000	$ 70,000	$ 80,000	$ 70,000	$ 60,000	$ 110,000

PROJECT DESCRIPTION/JUSTIFICATION

This project provides for the improvement of existing traffic signals, replacement of signal controllers and/or the signalization of additional intersections as the need may arise. This project also covers engineering staff time related to additional signals and is combined with other programs such as Traffic Signal Intersection Reconstruction and Traffic Signal Interconnect to make a project viable. Each year appropriations are intended to fund the signalization of intersections through the City as the need may arise. New signals will be given consideration utilizing the warrants established in the Iowa Manual on Uniform Traffic Control Devices. Currently, each new signal installation can cost approximately $225,000 and there are multiple locations under consideration.

RELATIONSHIP TO OTHER PROJECTS

This project is not related to other capital projects.

OUTCOME

Connected Community: Improve traffic flow throughout the city (East-West corridor, roundabouts, light synchronization).

FUNDING RESTRICTIONS

This project is restricted to Sales Tax Fund (30%) and Road Use Tax Fund.

DEPARTMENT:	STATE PROGRAM:	PROJECT TITLE:	YEAR FIRST SUBMITTED:	TOTAL PROJECT COST
55 - Engineering / Traffic	2C - Public Works	Traffic Signal Mastarm Retrofit	FY 2014 ACTIVITY NO: 300-1133	$ 505,206

2019 EXPENSE	2020 BUDGET	PROJECT BUDGET	2021	2022	2023	2024	2025	2026
		A. EXPENDITURE ITEMS						
	$ 71,080	Engineering Services	$ 5,000	$ 10,000	$ 5,000	$ 5,000	$ 5,000	$ 5,000
$ 4,126	$ 75,000	Construction	$ 60,000	$ 60,000	$ 70,000	$ 75,000	$ 60,000	$ 80,000
$ 4,126	$ 146,080	TOTAL	$ 65,000	$ 70,000	$ 75,000	$ 80,000	$ 65,000	$ 85,000
		B. PROJECT FINANCING						
$ 4,126	$ 146,080	Sales Tax Fund (30%)	$ 65,000	$ 70,000	$ 75,000	$ 80,000	$ 65,000	$ 85,000
$ 4,126	$ 146,080	TOTAL	$ 65,000	$ 70,000	$ 75,000	$ 80,000	$ 65,000	$ 85,000

PROJECT DESCRIPTION/JUSTIFICATION

This program would provide for reconstruction of intersection mastarm retrofit for key intersections in the Central Business District. White and Central Avenue contain a mix of different styles of traffic signalization. Some locations have pedestal mounted signal heads, other locations have mastarm mounted heads. The differing location of the traffic signals sometimes causes motorists to react to the 2nd signal ahead as opposed to their nearer intersection. This program would provide for installing mastarm mounted signals along Loras, White, Jackson, Washington, Elm and Central Corridors. Intersections included: 14th at Jackson, 14th and Elm, 14th and Washington. This would standardize the location of the signal heads along the major arterial routes. This project has been extended out to cover increased costs. High priority locations include signals along Loras Blvd including Jackson, Washington and Elm.

RELATIONSHIP TO OTHER PROJECTS

This project is not related to other capital projects.

OUTCOME

Connected Community: Improve traffic flow throughout the city (East-West corridor, roundabouts, light synchronization).

FUNDING RESTRICTIONS

This project is restricted to Sales Tax Fund (30%) and Road Use Tax Fund.

DEPARTMENT:	STATE PROGRAM:	PROJECT TITLE:	YEAR FIRST SUBMITTED:	TOTAL PROJECT COST
55 - Engineering / Traffic	2C - Public Works	Traffic Signal Interconnect Conduit Replacement	FY 2012 ACTIVITY NO: 300-1266	$ 273,800

2019 EXPENSE	2020 BUDGET	PROJECT BUDGET	2021	2022	2023	2024	2025	2026
		A. EXPENDITURE ITEMS						
	$ 5,000	Engineering Services	$ 5,000	$ 5,000	$ 5,000	$ 5,000	$ 5,000	$ 5,000
$ 13,800	$ 35,000	Construction	$ 25,000	$ 35,000	$ 65,000	$ 35,000	$ 35,000	$ 60,000
$ 13,800	$ 40,000	TOTAL	$ 30,000	$ 40,000	$ 70,000	$ 40,000	$ 40,000	$ 65,000
		B. PROJECT FINANCING						
$ 13,800	$ 40,000	Sales Tax Fund (30%)	$ 30,000	$ 40,000	$ 70,000	$ 40,000	$ 40,000	$ 65,000
$ 13,800	$ 40,000	TOTAL	$ 30,000	$ 40,000	$ 70,000	$ 40,000	$ 40,000	$ 65,000

PROJECT DESCRIPTION/JUSTIFICATION

This project provides for reconstruction of a portion of the underground wiring system for the traffic signal interconnect system. It will also tie in some miscellaneous intersections that were not part of the original interconnect. As part of the project, the conduit will be upsized to a multi-duct conduit system so that it could be utilized as part of the City's Fiber Optic Network. Much of the underground galvanized steel conduit and wiring is in excess of 25 years old and is in need of replacement. Currently, annual repairs are needed to maintain the traffic signal coordination system operating in the downtown area. Much of the system is corroded to the extent that new wiring cannot be pulled through the old conduit, thereby requiring several spotted areas of conduit removal and replacement each year. The majority of the new conduit would be bored under the streets and sidewalks to minimize the need for street patches. When this interconnect fails, traffic lights go out of coordination and run free. Many times the power feed is also interrupted. This fiber conduit allows for the coordination of traffic signals and will also be used to leverage private/public partnerships for broadband expansion. High priority signals to interconnect include Asbury at Carter and at Chaney and St. Ambrose; 14th at Elm and Jackson; Locust at Charter; and Bryant and Mt. Loretta.

RELATIONSHIP TO OTHER PROJECTS

This project is not related to other capital projects.

OUTCOME

Connected Community: Improve traffic flow throughout the city (East-West corridor, roundabouts, light synchronization).

FUNDING RESTRICTIONS

This project is restricted to Sales Tax Fund (30%) and Road Use Tax Fund.

DEPARTMENT:	STATE PROGRAM:	PROJECT TITLE:	YEAR FIRST SUBMITTED:	TOTAL PROJECT COST
55 - Engineering / Traffic	2C - Public Works	Traffic Signal Controller Replacement	FY 2012 ACTIVITY NO: 300-1274	$ 281,697

2019 EXPENSE	2020 BUDGET	PROJECT BUDGET	2021	2022	2023	2024	2025	2026
		A. EXPENDITURE ITEMS						
$ 41,697	$ 45,000	Equipment	$ 35,000	$ 35,000	$ 45,000	$ 45,000	$ 35,000	$ 45,000
$ 41,697	$ 45,000	TOTAL	$ 35,000	$ 35,000	$ 45,000	$ 45,000	$ 35,000	$ 45,000
		B. PROJECT FINANCING						
$ 41,697	$ 45,000	Sales Tax Fund (30%)	$ 35,000	$ 35,000	$ 45,000	$ 45,000	$ 35,000	$ 45,000
$ 41,697	$ 45,000	TOTAL	$ 35,000	$ 35,000	$ 45,000	$ 45,000	$ 35,000	$ 45,000

PROJECT DESCRIPTION/JUSTIFICATION

This project initiates a scheduled replacement of the older traffic signal controllers throughout the City. This project would provide for the replacement of approximately 3 of the City's 115 traffic signal controllers per year. The new controllers are needed for signal coordination and compatibility with the pre-emption program for the traffic signals being proposed by the Fire and Police Departments. All new intersections are currently compatible. The cost of a single controller is approximately $14,000 plus $6,000 for a battery backup system and $6,000 for pre-emption. Recently, the cost of these cabinets have increased due to advanced technical equipment within the cabinet. This appropriation would allow for two to three replacements per year. This replacement schedule also is in keeping up with the replacement needs for the older controllers, purely from a maintenance perspective. The City is currently redesigning cabinet standards and drawing down existing stock in preparation for the these new cabinet standards. Windsor at 22nd and Windsor at Rhomberg were updated in 2017. Nevada and University in FY 2018, Locust and Charter along with Carter and Chaney on Asbury Road will be updated in FY 2021.

RELATIONSHIP TO OTHER PROJECTS

This project is not related to other capital projects.

OUTCOME

Connected Community: Have well-maintained, improved transportation system – vehicles, roadways, sidewalks, and trails.

FUNDING RESTRICTIONS

This project is restricted to Sales Tax Fund (30%) and Road Use Tax Fund.

DEPARTMENT:	STATE PROGRAM:	PROJECT TITLE:	YEAR FIRST SUBMITTED:	TOTAL PROJECT COST
55 - Engineering / Traffic	2C - Public Works	Street Lighting and Traffic Signal Knockdown/Insurance	FY 2014 ACTIVITY NO: 300-2252	$ 241,346

2019 EXPENSE	2020 BUDGET	PROJECT BUDGET	2021	2022	2023	2024	2025	2026
		A. EXPENDITURE ITEMS						
$ 37,634	$ 38,393	Construction	$ 25,000	$ 25,000	$ 30,000	$ 30,000	$ 25,000	$ 30,000
$ 30,319		Equipment	$ —	$ —	$ —	$ —	$ —	$ —
$ 67,953	$ 38,393	TOTAL	$ 25,000	$ 25,000	$ 30,000	$ 30,000	$ 25,000	$ 30,000
		B. PROJECT FINANCING						
$ 37,634	$ 38,393	Insurance Reimbursements	$ 10,000	$ 10,000	$ 10,000	$ 10,000	$ 10,000	$ 10,000
		Sales Tax Fund (30%)	$ 15,000	$ 15,000	$ 20,000	$ 20,000	$ 15,000	$ 20,000
$ 37,634	$ 38,393	TOTAL	$ 25,000	$ 25,000	$ 30,000	$ 30,000	$ 25,000	$ 30,000

PROJECT DESCRIPTION/JUSTIFICATION

This fund will be used to purchase and track replacement traffic control and street lighting equipment and would be used as a depository to track insurance claims. The City of Dubuque replaces equipment that is damaged or destroyed due to accidents and weather related activities. Many of the new traffic cabinets along the major corridors may contain $60,000 to $75,000 of equipment. In some instances this equipment is purchased to replace equipment that was damaged due to an accident in which there is an insurance claim. Insurance reimbursements are put back into the CIP to fund expenditures which helps track the costs due to accidents, and how much the city spends on hit and run or uninsured accidents. Major storm events due to lightening alone can expend the budget.

RELATIONSHIP TO OTHER PROJECTS

This project is not related to other capital projects.

OUTCOME

Connected Community: Have well-maintained, improved transportation system – vehicles, roadways, sidewalks, and trails.

FUNDING RESTRICTIONS

This project is restricted to Sales Tax Fund (30%) and Road Use Tax Fund.

DEPARTMENT:	STATE PROGRAM:	PROJECT TITLE:	YEAR FIRST SUBMITTED:	TOTAL PROJECT COST
55 - Engineering / Traffic	2C - Public Works	Street Camera Installation	FY 2017	
			ACTIVITY NO: 300-2421	
			360-2421	$ 499,553

2019 EXPENSE	2020 BUDGET	PROJECT BUDGET	2021	2022	2023	2024	2025	2026
		A. EXPENDITURE ITEMS						
$ 25,504	$ 70,000	Equipment	$ 75,000	$ 100,775	$ 84,798	$ 100,000	$ 15,000	$ 110,000
	$ 6,000	Engineering Services	$ 7,476	$ 5,000	$ 5,000	$ 5,000	$ —	$ 5,000
$ 25,504	$ 76,000	TOTAL	$ 82,476	$ 105,775	$ 89,798	$ 105,000	$ 15,000	$ 115,000
		B. PROJECT FINANCING						
$ 25,504	$ 76,000	Sales Tax Fund (30%)	$ 70,000	$ 75,000	$ 75,000	$ 75,000	$ —	$ 100,000
		Greater Downtown TIF	$ 12,476	$ 30,775	$ 14,798	$ 30,000	$ 15,000	$ 15,000
$ 25,504	$ 76,000	TOTAL	$ 82,476	$ 105,775	$ 89,798	$ 105,000	$ 15,000	$ 115,000
		C. IMPACT - OPERATIONS						
		Operating Cost (Savings)	$ 5,256	$ 11,826	$ 24,090	$ 35,040	$ 35,040	$ —
		Operating Revenue	$ —	$ —	$ —	$ —	$ —	$ —

PROJECT DESCRIPTION/JUSTIFICATION

This project funds the equipment, installation and software license for the placement of fixed cameras at $2,500 each installed near roadways, alleys and signalized intersections throughout the City of Dubuque. Currently, the Traffic Operations Center has communication lines throughout the city along major and minor arterials, city streets and near signalized intersections. Engineering uses these cameras to remotely monitor and adjust traffic operations. Over the last few years, Engineering and Police have worked together using these cameras to aid the police in accident and crime investigations on a daily basis making them an integral part of public safety. These funds would also be available to replace existing cameras as they age and as technology advances.

RELATIONSHIP TO OTHER PROJECTS

This project is not related to other capital projects.

OUTCOME

Healthy and Safe: Have residents feeling safe in any neighborhood and throughout the community.

FUNDING RESTRICTIONS

This project is restricted to Sales Tax Fund (30%) and Road Use Tax Fund.

DEPARTMENT:	STATE PROGRAM:	PROJECT TITLE:	YEAR FIRST SUBMITTED:	TOTAL PROJECT COST
55 - Engineering / Traffic	2C - Public Works	LED Re-Lamp Schedule	FY 2015 ACTIVITY NO: 300-1916	$ 129,000

2019 EXPENSE	2020 BUDGET	PROJECT BUDGET	2021	2022	2023	2024	2025	2026
		A. EXPENDITURE ITEMS						
	$ 1,000	Engineering Services	$ —	$ 1,000	$ 1,000	$ 1,000	$ 1,000	$ 2,500
	$ 28,000	Equipment	$ —	$ 24,000	$ 29,000	$ 24,000	$ 19,000	$ 25,000
$ —	$ 29,000	TOTAL	$ —	$ 25,000	$ 30,000	$ 25,000	$ 20,000	$ 27,500
		B. PROJECT FINANCING						
	$ 29,000	Sales Tax Fund (30%)	$ —	$ 25,000	$ 30,000	$ 25,000	$ 20,000	$ 27,500
$ —	$ 29,000	TOTAL	$ —	$ 25,000	$ 30,000	$ 25,000	$ 20,000	$ 27,500

PROJECT DESCRIPTION/JUSTIFICATION

In 2001-2002, the city traffic signals were converted from 150 watt incandescent bulbs to 10 watt LED lamps. This conversion also included a large rebate incentive from the local power company along with drastically reduced electrical consumption. These new LED fixtures have a life-span of 5 - 7 years. This appropriation will provide for the re-lamping of approximately 1/10th of the City owned traffic signal lamps in each year. Currently the City has 115 traffic signals that with an average of about 40 lamps per intersection. Each lamp runs approximately $70 each. New LED signal heads can be purchased with a 15 year warranty. This project will reduce maintenance problems (burnouts/failures) with traffic signals in future years. These existing LED's have lasted approximately twice their warrantied lifespan, instead of burning out they dim over time and become non-compliant with MUTCD guidelines. This Capital Improvement program will systematically replace these lamps by corridor starting with the oldest LED's.

RELATIONSHIP TO OTHER PROJECTS

This project is not related to other capital projects.

OUTCOME

Connected Community: Improve traffic flow throughout the city (East-West corridor, roundabouts, light synchronization.

FUNDING RESTRICTIONS

This project is restricted to Sales Tax Fund (30%) and Road Use Tax Fund.

DEPARTMENT:	STATE PROGRAM:	PROJECT TITLE:	YEAR FIRST SUBMITTED:	TOTAL PROJECT COST
55 - Engineering / Traffic	2C - Public Works	Traffic Signal Battery Backup	FY 2012 ACTIVITY NO: 300-1229	$ 141,449

2019 EXPENSE	2020 BUDGET	PROJECT BUDGET	2021	2022	2023	2024	2025	2026
		A. EXPENDITURE ITEMS						
$ 36,449	$ 20,000	Equipment	$ 10,000	$ 15,000	$ 20,000	$ 20,000	$ 20,000	$ 20,000
$ 36,449	$ 20,000	TOTAL	$ 10,000	$ 15,000	$ 20,000	$ 20,000	$ 20,000	$ 20,000
		B. PROJECT FINANCING						
$ 36,449	$ 20,000	Sales Tax Fund (30%)	$ 10,000	$ 15,000	$ 20,000	$ 20,000	$ 20,000	$ 20,000
$ 36,449	$ 20,000	TOTAL	$ 10,000	$ 15,000	$ 20,000	$ 20,000	$ 20,000	$ 20,000

PROJECT DESCRIPTION/JUSTIFICATION

This project provides needed traffic control at signalized intersections during times of power outages. This project will provide for the purchase and installation of battery backup systems by City traffic signal technicians in existing traffic signal controllers at various locations throughout the city. These battery backups will provide backup power to run each intersection on in full colors for up to eight hours during power outages. When power is restored, the controllers will automatically reset and go back into service. These battery backup units also serve as lighting controllers and can be placed midblock in the Central Business District to serve two intersections with one BBS. Each BBS costs between $6,500 to $9,500. This CIP will fund the addition of 2 to 3 BBS per year. In the City of Dubuque, there are 115 traffic controllers located at various intersections and crosswalks throughout the city. During times of power outages, crews are dispatched to the signalized intersections to place portable stop signs. Depending on when these power outages occur, the response time for crews to load stop signs and place them averages thirty minutes to one hour. The response time is even longer when outages occur at night and/or on a weekend. During this time, police officers are dispatched to direct traffic until stop signs can be placed. When major outages occur, many intersections at one time can be affected, which endanger public safety and severely interrupt both police and maintenance operations. This project allows the City of Dubuque to provide normal traffic control at intersections during power outages, with the least interruption to the driving public, police and maintenance operations.

RELATIONSHIP TO OTHER PROJECTS

This project is not related to other capital projects.

OUTCOME

Connected Community: Equitable Transportation, Technology, Infrastructure & Mobility: Improve traffic flow throughout the city.

FUNDING RESTRICTIONS

This project is restricted to Sales Tax Fund (30%) and Road Use Tax Fund.

DEPARTMENT: 55 - Engineering / Traffic	STATE PROGRAM: 2C - Public Works	PROJECT TITLE: Traffic Signal Intersection Reconstruction	YEAR FIRST SUBMITTED: FY 2007 ACTIVITY NO: 300-1615	TOTAL PROJECT COST $ 368,087

2019 EXPENSE	2020 BUDGET	PROJECT BUDGET	2021	2022	2023	2024	2025	2026
		A. EXPENDITURE ITEMS						
	$ 5,615	Engineering Services	$ 5,000	$ 5,000	$ 5,000	$ 5,000	$ 5,000	$ 5,000
	$ 60,000	Construction	$ 35,000	$ 45,000	$ 70,000	$ 67,472	$ 60,000	$ 70,000
$ —	$ 65,615	TOTAL	$ 40,000	$ 50,000	$ 75,000	$ 72,472	$ 65,000	$ 75,000
		B. PROJECT FINANCING						
	$ 65,615	Sales Tax Fund (30%)	$ 40,000	$ 50,000	$ 75,000	$ 72,472	$ 65,000	$ 75,000
$ —	$ 65,615	TOTAL	$ 40,000	$ 50,000	$ 75,000	$ 72,472	$ 65,000	$ 75,000

PROJECT DESCRIPTION/JUSTIFICATION

This project provides for the reconstruction of one intersection in the downtown every two years. New findings have prompted the City to accelerate this program. Much of the underground galvanized steel conduit and wiring is in excess of 25 years old and is in need of replacement. Many times when repairs are needed the conduit at the intersection is corroded to the extent that new wiring cannot be pulled through; thereby requiring several spotted areas of conduit to be removed and replaced each year. Anchor bolts and bases are often times corroded or rusted off, requiring new foundations and equipment during which time the signal remains down or in an "all red" flash status. New findings this year have demonstrated a potentially urgent situation. Mastarms that were installed in the early 1980's as part of a major signalization effort are now in need of replacement. Most of these poles are the white painted signal poles in the area of White, Main, Elm, Iowa and Bluff Streets. These poles and transformer bases are rusting from the inside out and it was found that many of the transformer bases looked adequate from the outside but were nearly completely rusted through. Many additional intersections are in need of rebuilding. New mastarm equipment is fully galvanized with many of the attached parts composed of plastic, aluminum or stainless steel which virtually eliminates this type of corrosion problem. These newly rebuilt intersections will include standard ITS equipment. Future high priority intersections in the downtown include Iowa at 7th, Bluff at 9th, Bluff at 10th, 14th Street signals west of White, Charter at Locust and various improvements in the 1-way to 2-way corridors.

RELATIONSHIP TO OTHER PROJECTS

This project is not related to other capital projects.

OUTCOME

Connected Community: Have well-maintained, improved transportation system – vehicles, roadways, sidewalks, and trails.

FUNDING RESTRICTIONS

This project is restricted to Sales Tax Fund (30%) and Road Use Tax Fund.

DEPARTMENT:	STATE PROGRAM:	PROJECT TITLE:	YEAR FIRST SUBMITTED:	TOTAL PROJECT COST
55 - Engineering / Traffic	2C - Public Works	Surge and grounding Improvement at Signals	FY 2017 ACTIVITY NO: 300-2420	$ 100,000

2019 EXPENSE	2020 BUDGET	PROJECT BUDGET	2021	2022	2023	2024	2025	2026
		A. EXPENDITURE ITEMS						
	$ 15,000	Construction	$ 10,000	$ 15,000	$ 20,000	$ 20,000	$ 20,000	$ 20,000
$ —	$ 15,000	TOTAL	$ 10,000	$ 15,000	$ 20,000	$ 20,000	$ 20,000	$ 20,000
		B. PROJECT FINANCING						
$ 8,364	$ 15,000	Sales Tax Fund (30%)	$ 10,000	$ 15,000	$ 20,000	$ 20,000	$ 20,000	$ 20,000
$ 8,364	$ 15,000	TOTAL	$ 10,000	$ 15,000	$ 20,000	$ 20,000	$ 20,000	$ 20,000

PROJECT DESCRIPTION/JUSTIFICATION

This project would add additional surge protection to the 115 traffic signals and miscellaneous camera systems currently operated by the City of Dubuque. Newer ITS signalized intersections are becoming more complex with advanced communications networks, battery backup systems, pre-emption equipment, cameras and high end detection equipment -- a recipe which makes these units more susceptible to lightning, surge and grounding issues. This project would fund the retrofitting of these signals and cameras systems with surge protection ranging from $500 to $2000 at each intersection (depending on the degree of equipment at each location). During the summer of 2011, twenty intersections were struck by lightning during two storm events that caused an estimated $100,000 in damages. All newly installed intersections and camera locations will be designed with this additional surge protection to prevent a similar occurrence. This program has proven successful with a lower rate of damaged equipment after installation of this surge equipment. This surge equipment does require frequent analysis to ensure it continues to protect as it ages and often times will need replacement after multiple storm events.

RELATIONSHIP TO OTHER PROJECTS

This project is not related to other capital projects.

OUTCOME

Connected Community: Have well-maintained, improved transportation system – vehicles, roadways, sidewalks, and trails.

FUNDING RESTRICTIONS

This project is restricted to Sales Tax Fund (30%) and Road Use Tax Fund.

DEPARTMENT:	STATE PROGRAM:	PROJECT TITLE:	YEAR FIRST SUBMITTED:	TOTAL PROJECT COST
55 - Engineering / Traffic	2C - Public Works	STREETS Traffic Control Project	FY 2019 ACTIVITY NO: 300-2763 102-2763	$ 3,691,250

2019 EXPENSE	2020 BUDGET	PROJECT BUDGET	2021	2022	2023	2024	2025	2026
		A. EXPENDITURE ITEMS						
	$ 100,000	Consultant Services	$ 100,000	$ 75,000	$ 50,000	$ —	$ —	$ —
		Construction	$ 2,693,000	$ —	$ —	$ —	$ —	$ —
		Engineering Services	$ 673,250	$ —	$ —	$ —	$ —	$ —
$ —	$ 100,000	TOTAL	$ 3,466,250	$ 75,000	$ 50,000	$ —	$ —	$ —
		B. PROJECT FINANCING						
	$ 100,000	Sales Tax Fund (30%)	$ 100,000	$ 75,000	$ 50,000	$ —	$ —	$ —
		FHWA AID Grant	$ 998,000	$ —	$ —	$ —	$ —	$ —
		State ICAAP Grant	$ 818,250	$ —	$ —	$ —	$ —	$ —
		State TSIP Grant	$ 500,000	$ —	$ —	$ —	$ —	$ —
		IADOT Primary Road Funds	$ 50,000	$ —	$ —	$ —	$ —	$ —
		DMATS Primary Road Conv.	$ 200,000	$ —	$ —	$ —	$ —	$ —
		DMATS STBG	$ 500,000	$ —	$ —	$ —	$ —	$ —
		IADOT TSIP	$ 50,000	$ —	$ —	$ —	$ —	$ —
		DRA Distribution	$ 250,000	$ —	$ —	$ —	$ —	$ —
$ —	$ 100,000	TOTAL	$ 3,466,250	$ 75,000	$ 50,000	$ —	$ —	$ —

PROJECT DESCRIPTION/JUSTIFICATION

This project will cover the City staff, engineering, and administrative costs associate with the STREETS (Smart Traffic Routing with Efficient and Effective Traffic Signals) project. This program will also be used to fund match funding required for grants associated with this project. Once STREETS is implemented and US 52 is rerouted, this program will study traffic patterns in the downtown to determine which streets may be converted into two-way streets and if any signalized intersections can be removed. FY 2022-23 cover consulting services to improve the efficiency of the STREETS system.

RELATIONSHIP TO OTHER PROJECTS

This project is not related to other capital projects.

OUTCOME

Connected Community: Improve traffic flow throughout the city (East-West corridor, roundabouts, light synchronization).

FUNDING RESTRICTIONS

This project is restricted to state grant funds, Sales Tax Fund (30%), Road Use Tax Fund, and DRA Distribution/Gaming.

DEPARTMENT: 55 - Engineering / Traffic	STATE PROGRAM: 2C - Public Works	PROJECT TITLE: Traffic Signal Fiber Optic Network Program	YEAR FIRST SUBMITTED: FY 2015 ACTIVITY NO: 300-1631	TOTAL PROJECT COST $ 495,189

2019 EXPENSE	2020 BUDGET	PROJECT BUDGET	2021	2022	2023	2024	2025	2026
		A. EXPENDITURE ITEMS						
$ 45,425	$ 5,000	Engineering Services	$ 5,000	$ 5,000	$ 5,000	$ 5,000	$ —	$ 10,000
$ 39,764	$ 75,000	Construction	$ 60,000	$ 60,000	$ 95,000	$ 95,000	$ —	$ 100,000
$ 85,189	$ 80,000	TOTAL	$ 65,000	$ 65,000	$ 100,000	$ 100,000	$ —	$ 110,000
		B. PROJECT FINANCING						
$ 85,189	$ 80,000	Sales Tax Fund (30%)	$ 65,000	$ 65,000	$ 100,000	$ 100,000	$ —	$ 110,000
$ 85,189	$ 80,000	TOTAL	$ 65,000	$ 65,000	$ 100,000	$ 100,000	$ —	$ 110,000

PROJECT DESCRIPTION/JUSTIFICATION

This will be an annual project that provides for the necessary fiber optics communication equipment to be installed along key corridors that will allow for the interconnection network of traffic signals via fiber optics back to the Traffic Operations Center at City Hall and the Traffic Shop located at the Municipal Service Center. This fiber allows for the coordination of traffic signals and will also be used to leverage private/public partnerships for broadband expansion. This also covers fiber used by many other city entities including Traffic and Security Cameras, Information Services, Police, and Fire. The City of Dubuque has invested heavily into the installation of fiber optics conduits throughout the City. All of the new traffic signal installations in the last three years have been installed to be fiber ready. Now there are communications standards in place and the City will be installing fiber optics and communication equipment throughout the city starting with the major traffic corridors including US 20, NW Arterial, Central Ave, White Street, Loras Blvd, Locust Connector, and US 61/151. One of the primary goals of this project is to complete fiber optic communications loops around the City utilizing US 20, NW Arterial, Pennsylvania, Asbury Road and US 52 down to Central to Locust and back onto US 20. Fiber optics communications will also replace the existing Central Business District traffic 7 wire interconnect. This change-out to fiber will occur over the upcoming years. There are many older signals through town that need to be updated prior to going on this new system. These signals will be added to the system as they are updated.

RELATIONSHIP TO OTHER PROJECTS

This project is not related to other capital projects.

OUTCOME

Connected Community: Increase availability, bandwidth and redundancy.

FUNDING RESTRICTIONS

This project is restricted to Sales Tax Fund (30%) and Road Use Tax Fund.

DEPARTMENT:	STATE PROGRAM:	PROJECT TITLE:	YEAR FIRST SUBMITTED:	TOTAL PROJECT COST
55 - Engineering / Traffic	2C - Public Works	ITS Traffic Control Equipment	FY 2015	
			ACTIVITY NO: 300-2253	
			250-2253	$ 212,800

2019 EXPENSE	2020 BUDGET	PROJECT BUDGET	2021	2022	2023	2024	2025	2026
		A. EXPENDITURE ITEMS						
$ 4,800	$ 80,000	Equipment	$ 18,000	$ 18,000	$ 23,000	$ 32,000	$ 23,000	$ 50,000
	$ 4,000	Engineering	$ 2,000	$ 2,000	$ 2,000	$ 2,000	$ 2,000	$ 2,000
$ 4,800	$ 84,000	TOTAL	$ 20,000	$ 20,000	$ 25,000	$ 34,000	$ 25,000	$ 52,000
		B. PROJECT FINANCING						
$ 4,800	$ 84,000	Sales Tax Fund (30%)	$ 20,000	$ 20,000	$ 25,000	$ 34,000	$ 25,000	$ 52,000
$ 4,800	$ 84,000	TOTAL	$ 20,000	$ 20,000	$ 25,000	$ 34,000	$ 25,000	$ 52,000

PROJECT DESCRIPTION/JUSTIFICATION

This project provides funds for the maintenance and expansion of the Traffic Management Center's ITS Improvements, including remote management and monitoring of the City's traffic signals along with automated vehicle counters, cameras, classifiers, connected vehicles infrastructure, roadside units broadcasting SPat data and variable message boards along key city corridors. In addition, funds will be used for ITS equipment located within the Traffic Management Center located at City Hall. This fund would also be used as match money in joint projects which are suggested by the Iowa DOT. Using state-of-the-art electronics, ITS Technologies improve the efficiency of traffic control equipment, congestion, air improvement, travel improvements, citizen concerns, and green communities. Examples of these technologies include traffic counters, traffic monitoring equipment for speeds and occupancy, and variable message boards to inform the traveling public. The I-80 detour through Dubuque in the Summer of 2008 used some of the City's existing ITS technologies to aid the flow of traffic through Dubuque. Future funds will support the installation of DSRC radios and updated equipment for connected vehicle equipment. FY 20 funds were used to install Roadside Units along the signalized intersections of US 20. These devices broadcast Signal Phasing and Timing data to newer cars that have this technology built in. Dubuque is the first city in the state to install this technology.

RELATIONSHIP TO OTHER PROJECTS

This project is not related to other capital projects.

OUTCOME

Connected Community: Improve traffic flow throughout the city (East-West corridor, roundabouts, light synchronization).

FUNDING RESTRICTIONS

This project is restricted to Sales Tax Fund (30%) and Road Use Tax Fund.

DEPARTMENT:	STATE PROGRAM:	PROJECT TITLE:	YEAR FIRST SUBMITTED:	TOTAL PROJECT COST
55 - Engineering / Traffic	2C - Public Works	Traffic Signal Vehicle Detection Conversion	FY 2012 ACTIVITY NO: 300-1816	$ 264,000

2019 EXPENSE	2020 BUDGET	PROJECT BUDGET	2021	2022	2023	2024	2025	2026
		A. EXPENDITURE ITEMS						
		Equipment	$ 48,000	$ 48,000	$ 58,000	$ 62,000	$ 38,000	$ 63,000
		Engineering Services	$ 2,000	$ 2,000	$ 2,000	$ 2,000	$ 2,000	$ 2,000
$ —	$ —	TOTAL	$ 50,000	$ 50,000	$ 60,000	$ 64,000	$ 40,000	$ 65,000
		B. PROJECT FINANCING						
		Sales Tax Fund (30%)	$ 50,000	$ 50,000	$ 60,000	$ 64,000	$ 40,000	$ 65,000
$ —	$ —	TOTAL	$ 50,000	$ 50,000	$ 60,000	$ 64,000	$ 40,000	$ 65,000

PROJECT DESCRIPTION/JUSTIFICATION

This project provides for the conversion of two signalized intersections per year to a new vehicle detection system and stop bar video cameras. Traffic signals require vehicle detection to minimize delay. Some older installations did not have vehicle detection or have faulty loop detectors (loops cut into the roadway that measure inductance to detect if a car is waiting or not). Microwave detection is an easy, safe alternative that we have been using throughout the City at new installations. FY 21 and FY 22 locations targeted include Intersections along Asbury Road including Sam's South entrance, JFK, Carter, Chaney and St. Ambrose. Locations that currently are in need of maintenance and potential candidates include Locust at 151, Locust at Locust Connector, Hwy 151 at Jones, Locust at Charter, Elm at 16th, University at Pennsylvania. The newest model of equipment allows this technology to be installed at more existing locations. This technology and equipment upgrade offers some of the best performance enhancements to a signal for the dollar spent.

RELATIONSHIP TO OTHER PROJECTS

This project is not related to other capital projects.

OUTCOME

Connected Community: Improve traffic flow throughout the city (East-West corridor, roundabouts, light synchronization).

FUNDING RESTRICTIONS

This project is restricted to Sales Tax Fund (30%) and Road Use Tax Fund.

DEPARTMENT: 55 - Engineering / Traffic	STATE PROGRAM: 2C - Public Works	PROJECT TITLE: Grandview Street Light Replacement	YEAR FIRST SUBMITTED: FY 2016 ACTIVITY NO: 300-1210	TOTAL PROJECT COST $ 246,890

2019 EXPENSE	2020 BUDGET	PROJECT BUDGET	2021	2022	2023	2024	2025	2026
		A. EXPENDITURE ITEMS						
	$ 50,000	Engineering Services	$ 2,000	$ —	$ 5,000	$ 5,000	$ —	$ 5,000
$ 11,890		Construction	$ 10,000	$ —	$ 45,000	$ 95,000	$ —	$ 95,000
		Equipment	$ 23,000	$ —	$ —	$ —	$ —	$ —
$ 11,890	$ 50,000	TOTAL	$ 35,000	$ —	$ 50,000	$ 100,000	$ —	$ 100,000
		B. PROJECT FINANCING						
$ 11,890	$ 50,000	Sales Tax Fund (30%)	$ 35,000	$ —	$ 50,000	$ 100,000	$ —	$ 100,000
$ 11,890	$ 50,000	TOTAL	$ 35,000	$ —	$ 50,000	$ 100,000	$ —	$ 100,000

PROJECT DESCRIPTION/JUSTIFICATION

This CIP would fund the replacement of 60 concrete streetlights along Grandview Avenue with historic LED fixtures. The project boundaries include Grandview at Delhi to the North to Grandview at 151 to the South. The existing streetlights along Grandview Avenue are constructed from concrete poles. These poles require yearly maintenance and replacement due to rebar rusting from within. The engineering department buys replacement poles, but the newer poles seem to be breaking down quicker than the older poles. This CIP would fund the replacement of these 60 poles with a lower maintenance nolstagic-style light pole. New conduit and lighting cabinets would also be part of this project. The concrete poles removed would be used to replace weathered poles in the older section until they are fully replaced. The Grandview Avenue corridor is a great opportunity to connect fiber optic lines between major roadways. Included in this project is 12,000 feet of fiber optic cable and 20 security cameras at key locations along Grandview, which will be completed with previous FY funding. This fiber line will tie US 61/151 into US 20 fiber optics and provide future feeds to neighborhoods along the way. This fiber will create a redundant route between US 20 and Hwy 151 and be used for private/public partnerships with broadband carriers. All the underground improvements have been installed north of US 20. FY 21 funds will be used to install the new light pole equipment on the section North of 20. Starting FY 23 funds will be used to install new light poles between Grandview and US 20.

RELATIONSHIP TO OTHER PROJECTS

This project is not related to other capital projects.

OUTCOME

Healthy and Safe: Have residents feeling safe in any neighborhood and throughout the community.

FUNDING RESTRICTIONS

This project is restricted to Sales Tax Fund (30%) and Road Use Tax Fund.

DEPARTMENT:	STATE PROGRAM:	PROJECT TITLE:	YEAR FIRST SUBMITTED:	TOTAL PROJECT COST
55 - Engineering / Traffic	2C - Public Works	INET Fiber Replacement Build Out	FY 2020	
			ACTIVITY NO: 250-2799	
			300/101 350-2799	$ 495,000

2019 EXPENSE	2020 BUDGET	PROJECT BUDGET	2021	2022	2023	2024	2025	2026
		A. EXPENDITURE ITEMS						
	$ 80,000	Construction	$ 70,000	$ 70,000	$ 125,000	$ 50,000	$ —	$ —
	$ 15,000	Equipment	$ 15,000	$ 15,000	$ 15,000	$ 10,000	$ —	$ —
	$ 5,000	Engineering Services	$ 5,000	$ 5,000	$ 10,000	$ 5,000	$ —	$ —
$ —	$ 100,000	TOTAL	$ 90,000	$ 90,000	$ 150,000	$ 65,000	$ —	$ —
		B. PROJECT FINANCING						
	$ 100,000	Sales Tax Fund (30%)	$ 90,000	$ 90,000	$ 150,000	$ 65,000	$ —	$ —
$ —	$ 100,000	TOTAL	$ 90,000	$ 90,000	$ 150,000	$ 65,000	$ —	$ —

PROJECT DESCRIPTION/JUSTIFICATION

In 2005 the City entered into a franchise agreement with Mediacom. Part of that agreement was to install “dark fiber” to 77 city, county, non-profit, schools and medical sites. Although that agreement was converted to a state of Iowa franchise in 2008, I-Net fiber optic cabling is supported through 2020 by Mediacom. At the expiration of the franchise, the city has the option to purchase the I-Net. The fiber is 15+ years old, is mostly aerial and is co-located with Mediacom residential/ business fiber in termination cabinets. This makes it a less than reliable and difficult to maintain asset. Since 2016 the City of Dubuque undertook its Broadband Acceleration Initiative. The Initiative focuses on public/private collaborations and includes a comprehensive strategy to reduce the cost and time required for broadband expansions in Dubuque. Although many of the sites served originally by I-Net fiber have now been converted to city fiber, some still remain that will need connectivity for data, phones and other devices. It is recommended to leverage existing telecommunications public/private partnerships in addition to building out the city’s own fiber to insure connectivity. The locations impacted for voice/data/device connectivity are: Leisure Services/Bunker Hill, EOC (Public/Private Partnership with CS Tech), Fire Station 6 Rhomberg (+Solar Collector) (Public/Private Partnership With ImOn), Fire Station 2 JFK (+Solar Collector), Fire Station 5 Grandview (+Solar Collector), WRRC In addition connectivity at the following sites will need connectivity to serve water meter collectors, Key West St. Joe School, Wartburg, Wahlert, Table Mound The following sites house I-Net fiber that serves as “pass through” fiber connectivity to make complete fiber runs from additional locations. Fiber will need a re-route to/from these locations: Emmaus and Loras.

RELATIONSHIP TO OTHER PROJECTS

This project is not related to other capital projects.

OUTCOME

Connected Community: Equitable Transportation, Technology, Infrastructure & Mobility: Increase availability, bandwidth and redundancy.

FUNDING RESTRICTIONS

This project is restricted to DRA Distribution/Gaming, Road Use Tax and Sales Tax (20%) & (30%).

DEPARTMENT:	STATE PROGRAM:	PROJECT TITLE:	YEAR FIRST SUBMITTED:	TOTAL PROJECT COST
55 - Engineering / Traffic	2C - Public Works	Emergency Preemption Expansion and Upgrades	FY 2020 ACTIVITY NO: 300-1023	$ 100,000

2019 EXPENSE	2020 BUDGET	PROJECT BUDGET	2021	2022	2023	2024	2025	2026
		A. EXPENDITURE ITEMS						
	$ 2,500	Equipment	$ 15,000	$ 15,000	$ 15,000	$ 20,000	$ 20,000	$ 20,000
$ —	$ 15,000	TOTAL	$ 15,000	$ 15,000	$ 15,000	$ 20,000	$ 20,000	$ 20,000
		B. PROJECT FINANCING						
	$ 15,000	Sales Tax Fund (30%)	$ 15,000	$ 15,000	$ 15,000	$ 20,000	$ 20,000	$ 20,000
$ —	$ 15,000	TOTAL	$ 15,000	$ 15,000	$ 15,000	$ 20,000	$ 20,000	$ 20,000

PROJECT DESCRIPTION/JUSTIFICATION

Emergency Preemption equipment was originally started in 2000. This system can be used by fire, ambulance and police units responding to emergencies to provide for quicker response times by removing stopped traffic due to red signals at busy intersections. It will also improve safety for the community and emergency personnel. The optical system provides the capability of placing this on other vehicles such as snow plows allowing them to hold green lights to expedite the task of snow removal, but does not allow the snowplow driver to change the light from red to green. It also has the capability of supervision so that there is a record of units using the preemption system. The priority can be set into this system which would allow emergency vehicles to have priority over non-emergency vehicles using the system. The City of Dubuque is currently using Optical Preemption while new GPS technologies are now more popular and minimize roadway delays by only preempting the direction (Straight or Left) as needed. Current optical preemption disrupts the opposing lane because it always brings up both the left and the through for the direction of travel. New equipment is tied to the direction on the vehicle and will not disrupt the left turn if not needed. New replacement equipment for the older optical equipment can operate both optical or GPS based communications. This CIP is for the installation of new GPS based equipment at new locations and the the replacement of equipment at older intersections.

RELATIONSHIP TO OTHER PROJECTS

This project is not related to other capital projects.

OUTCOME

Robust Local Economy: Have the infrastructure and amenities to support economic development and growth: industrial/business parks, streets and utilities, air service and housing.

FUNDING RESTRICTIONS

This project is restricted to Sales Tax Fund (30%) and Road Use Tax Fund.

DEPARTMENT: 55 - Engineering / Traffic		STATE PROGRAM: 2C - Public Works	PROJECT TITLE: Asbury & JFK Traffic Signal Reconstruction			YEAR FIRST SUBMITTED: ACTIVITY NO: 300-2856		TOTAL PROJECT COST $ 120,000
2019 EXPENSE	**2020 BUDGET**	**PROJECT BUDGET**	**2021**	**2022**	**2023**	**2024**	**2025**	**2026**
		A. EXPENDITURE ITEMS						
		Engineering	$ 15,000	$ —	$ —	$ —	$ —	$ —
		Construction	$ 40,000	$ —	$ —	$ —	$ —	$ —
		Equipment	$ 65,000	$ —	$ —	$ —	$ —	$ —
$ —	$ —	TOTAL	$ 120,000	$ —	$ —	$ —	$ —	$ —
		B. PROJECT FINANCING						
		Sales Tax Fund (30%)	$ 120,000	$ —	$ —	$ —	$ —	$ —
$ —	$ —	TOTAL	$ 120,000	$ —	$ —	$ —	$ —	$ —

PROJECT DESCRIPTION/JUSTIFICATION

This project will fund the partial rebuilding of the traffic signal located at JFK and Asbury Road. This signal currently has underground conduits that are damaged and are no longer able to be maintained. The vehicle detection no longer works for two of the four approaches which results in inefficient operation of the signal (long wait times). The two mastarms located on the north side of the intersection are in need of replacement. This project would fund the installation on a new control cabinet, new conduit around the entire intersection, and the replacement of the two mastarms on the north side of the intersection.

RELATIONSHIP TO OTHER PROJECTS

This is related to City Owned Sidewalks, ADA Ramps, Water Department Hydrant replacement fund

OUTCOME

Connected Community: Improve traffic flow throughout the city (East-West corridor, roundabouts, light synchronization).

FUNDING RESTRICTIONS

Road Use Tax, Sales Tax Fund (30%), possible TIF funding

DEPARTMENT:	STATE PROGRAM:	PROJECT TITLE:	YEAR FIRST SUBMITTED:	TOTAL PROJECT COST
55 - Engineering / Traffic	2C - Public Works	Fiber Optic Conduit - Miscellaneous	FY 2015 ACTIVITY NO: 300-2144	$ 331,683

2019 EXPENSE	2020 BUDGET	PROJECT BUDGET	2021	2022	2023	2024	2025	2026
		A. EXPENDITURE ITEMS						
$ 2,712	$ 5,000	Engineering Services	$ 5,000	$ 5,000	$ 5,000	$ 5,000	$ 5,000	$ 5,000
$ 58,971	$ 45,000	Construction	$ 35,000	$ 35,000	$ 45,000	$ 45,000	$ 35,000	$ 45,000
$ 61,683	$ 50,000	TOTAL	$ 40,000	$ 40,000	$ 50,000	$ 50,000	$ 40,000	$ 50,000
		B. PROJECT FINANCING						
$ 61,683	$ 50,000	Sales Tax Fund (30%)	$ 40,000	$ 40,000	$ 50,000	$ 50,000	$ 40,000	$ 50,000
$ 61,683	$ 50,000	TOTAL	$ 40,000	$ 40,000	$ 50,000	$ 50,000	$ 40,000	$ 50,000

PROJECT DESCRIPTION/JUSTIFICATION

This improvement provides an annual program for installing conduit for fiber optic in miscellaneous projects throughout the community. Installation of fiber conduit into existing infrastructure typically ranges from $25 to $35 a linear foot when installed in a stand along project. When combined with other projects the cost can drop to around $10 to $20 a linear foot. This improvement item funds the installation of fiber conduit along other unscheduled City projects and in conjunction with other private utility projects where it is convenient and at a cost savings to the community. This budget item would extend fiber optic conduit as part of the City wide effort to create a network of City owned fiber optic systems and will also aid linking adjacent projects together and can be shared with public/private partnerships. This fiber, once installed, is used by many City entities including Information Services, Fire, and Police Department.

RELATIONSHIP TO OTHER PROJECTS

This project is not related to other capital projects.

OUTCOME

Connected Community: Increase availability, bandwidth and redundancy.

FUNDING RESTRICTIONS

This project is restricted to Sales Tax Fund (30%) and Road Use Tax Fund.

DEPARTMENT:	STATE PROGRAM:	PROJECT TITLE:	YEAR FIRST SUBMITTED:	TOTAL PROJECT COST
55 - Engineering / Traffic	2C - Public Works	Fiber Infrastructure Management System	FY 2019 ACTIVITY NO: 300-2620	$ 180,450

2019 EXPENSE	2020 BUDGET	PROJECT BUDGET	2021	2022	2023	2024	2025	2026
		A. EXPENDITURE ITEMS						
	$ 30,000	Software	$ —	$ —	$ —	$ —	$ —	$ —
	$ 10,000	Equipment	$ —	$ —	$ —	$ —	$ —	$ —
	$ 10,450	Engineering Services	$ —	$ 100,000	$ 10,000	$ 10,000	$ 10,000	$ 10,000
$ —	$ 50,450	TOTAL	$ —	$ 100,000	$ 10,000	$ 10,000	$ 10,000	$ 10,000
		B. PROJECT FINANCING						
	$ 50,450	Sales Tax Fund (30%)	$ —	$ 100,000	$ 10,000	$ 10,000	$ 10,000	$ 10,000
$ —	$ 50,450	TOTAL	$ —	$ 100,000	$ 10,000	$ 10,000	$ 10,000	$ 10,000
		C. IMPACT - OPERATIONS						
		Operating Cost (Savings)	$ —	$ 15,000	$ 15,000	$ 15,000	$ 15,000	$ 15,000
		Operating Revenue	$ —	$ —	$ —	$ —	$ —	$ —

PROJECT DESCRIPTION/JUSTIFICATION

This program would fund the purchase and implementation of a fiber infrastructure management program. Currently fiber infrastructure is documented on spreadsheets and drawings located in various locations throughout the city. This program will consolidate all this information into one software program with the ability to include network information that documents failover redundancy paths and VLANs within the city. This program would also be used to document and assist in the exchange of assets to grow broadband in the Dubuque area via public/private partnerships. Documentation of this information is crucial for the maintenance and operation of a fiber communications network that will be used to serve all departments along with public/private partnerships. Fiber communications is becoming a critical driver of economic growth in the city of Dubuque.

RELATIONSHIP TO OTHER PROJECTS

This project is not related to other capital projects.

OUTCOME

Connected Community: Increase availability, bandwidth and redundancy.

FUNDING RESTRICTIONS

This project is restricted to Sales Tax Fund (30%) and Road Use Tax Fund.

DEPARTMENT: 55 - Engineering / Traffic	STATE PROGRAM: 2C - Public Works	PROJECT TITLE: Broadband Acceleration and Universal Access	YEAR FIRST SUBMITTED: 2020 ACTIVITY NO: 300-2857	TOTAL PROJECT COST $ 511,000

2019 EXPENSE	2020 BUDGET	PROJECT BUDGET	2021	2022	2023	2024	2025	2026
		A. EXPENDITURE ITEMS						
		Engineering	$ 10,000	$ 10,000	$ 10,000	$ 10,000	$ —	$ 10,000
		Construction	$ 126,000	$ 120,000	$ 115,000	$ 110,000	$ —	$ 100,000
$ —	$ —	TOTAL	$ 136,000	$ 130,000	$ 125,000	$ 120,000	$ —	$ 110,000
		B. PROJECT FINANCING						
		Sales Tax Fund (30%)	$ 136,000	$ 130,000	$ 125,000	$ 120,000	$ —	$ 110,000
$ —	$ —	TOTAL	$ 136,000	$ 130,000	$ 125,000	$ 120,000	$ —	$ 110,000

PROJECT DESCRIPTION/JUSTIFICATION

This program will fund the expansion of communication duct and fiber that will significantly enhance public safety, improve a wide-range of city services and enable equitable and universal access to broadband (high-speed internet). The City will collaborate with other public entities and private carriers and specifically target its funds to "last block" undertakings, ranging from connecting widely dispersed city facilities and assets to specifically connecting low income or geographically stranded neighborhoods that the private sector cannot/will not.

This program will leverage significantly larger private sector investments in Dubuque (usually 5X to 7X City investment), provides City infrastructure that reduces costs/improves services for multiple City agencies and create public assets which can in turn be leased or licensed to private partners to recover costs and support future broadband expansion and innovation. Incorporated into this project are several traditionally stand-alone CIPs such as extending the CIty's fiber backbone from 27th and Elm up to Jackson and 32nd and over to Central and 32nd. This brings broadband and surveillance infrastructure to this area of the City. These types of projects have been folded into this request in order to be postioned to reduce costs through public/private partnerships.

RELATIONSHIP TO OTHER PROJECTS

This project is not related to other capital projects.

OUTCOME

Robust Local Economy: Have the infrastructure and amenities to support economic development and growth: industrial/business parks, streets and utilities, air service and housing, bandwidth redundancy.

FUNDING RESTRICTIONS

This project may only be funded with Sales Tax Fund (30%), Road Use Tax, and TIF funding in TIF districts.

DEPARTMENT:	STATE PROGRAM:	PROJECT TITLE:	YEAR FIRST SUBMITTED:	TOTAL PROJECT COST
57 - Building Service	1C - Public Safety	Downtown Urban Renewal Area Non-Profit Accessibility Assistance Program	FY 2020 ACTIVITY NO: 360-2802	$ 600,000

2019 EXPENSE	2020 BUDGET	PROJECT BUDGET	2021	2022	2023	2024	2025	2026
		A. EXPENDITURE ITEMS						
$ —	$ 100,000	Construction	$ 100,000	$ 100,000	$ 100,000	$ 100,000	$ 100,000	$ 100,000
$ —	$ 100,000	TOTAL	$ 100,000	$ 100,000	$ 100,000	$ 100,000	$ 100,000	$ 100,000
		B. PROJECT FINANCING						
$ —	$ 100,000	Greater Downtown TIF	$ 100,000	$ 100,000	$ 100,000	$ 100,000	$ 100,000	$ 100,000
$ —	$ 100,000	TOTAL	$ 100,000	$ 100,000	$ 100,000	$ 100,000	$ 100,000	$ 100,000

PROJECT DESCRIPTION/JUSTIFICATION

The Non-Profit Accessibility Assistance Program is designed to help non-profit agencies that are located and provide service(s) within the Greater Downtown Urban Renewal Area in the City of Dubuque. This program assists with accessibility improvements to existing public buildings either owned or operated by the non-profit. The Non-Profit Accessibility Assistance Program is a competitive matching grant program that will fund up to $50,000 in any one year for eligible projects and agencies. Eligible non-profits must be classified by the U.S. Internal Revenue Service under Section 501(c)(3) of the I.R.S. code and must have a minimum two-year operating history after the date of receipt of its 501(c)(3) classification. Eligible improvements include interior and exterior accessibility alterations and must comply with the most recent Department of Justice ADA Standards and Guidelines and locally adopted building codes. For organizations with annual operating budgets exceeding $500,000, the non-profit must match the city's contribution dollar for dollar (100% of the project funding). For organizations with operating budgets less than $500,000, the non-profit must match the city's contribution with 50 cents on the dollar (50% of the funding). Additional criteria and an application process will be developed.

RELATIONSHIP TO OTHER PROJECTS

This project is not related to other capital projects.

OUTCOME

Healthy and Safe: Continue to become an inclusive and equitable community in which all feel welcome, included, and leaving no one behind

FUNDING RESTRICTIONS

This project may only be funded by Sales Tax Fund (20%), DRA Distribution/Gaming, or TIF.

DEPARTMENT:	STATE PROGRAM:	PROJECT TITLE:	YEAR FIRST SUBMITTED:	TOTAL PROJECT COST
57 - Building Service	1C - Public Safety	Downtown ADA Assistance	FY 2017 ACTIVITY NO: 360-2424	$ 174,996

2019 EXPENSE	2020 BUDGET	PROJECT BUDGET	2021	2022	2023	2024	2025	2026
		A. EXPENDITURE ITEMS						
$ 9,996	$ 15,000	Construction	$ 30,000	$ 30,000	$ 30,000	$ 30,000	$ 30,000	$ 30,000
$ 9,996	$ 15,000	TOTAL	$ 30,000	$ 30,000	$ 30,000	$ 30,000	$ 30,000	$ 30,000
		B. PROJECT FINANCING						
$ 9,996	$ 15,000	Greater Downtown TIF	$ 30,000	$ 30,000	$ 30,000	$ 30,000	$ 30,000	$ 30,000
$ 9,996	$ 15,000	TOTAL	$ 30,000	$ 30,000	$ 30,000	$ 30,000	$ 30,000	$ 30,000

PROJECT DESCRIPTION/JUSTIFICATION

This program funds the City of Dubuque Downtown Urban Renewal District ADA Assistance Program. The program supports residents and businesses to ensure facilities in the Downtown Urban Renewal Area are fully accessible and inclusive to all persons regardless of abilities. This includes parking lots, retail and wholesale stores, restaurants, cafes, taverns, gas stations, public buildings, lodging, schools, parks, and entertainment venues. The program is designed to assist businesses with the cost of becoming ADA compliant. Qualified applicants can receive up to 50% of the cost of the project from the City of Dubuque, at a maximum amount of $5,000 per property.

RELATIONSHIP TO OTHER PROJECTS

This project is not related to other capital projects.

OUTCOME

Healthy and Safe: Continue to become an inclusive and equitable community in which all feel welcome, included, and leaving no one behind

FUNDING RESTRICTIONS

This project may only be funded by Sales Tax Fund (20%), DRA Distribution/Gaming, or TIF.

DEPARTMENT:	STATE PROGRAM:	PROJECT TITLE:	YEAR FIRST SUBMITTED:	TOTAL PROJECT COST
57 - Building Service	6C - Public Safety	Integrated Access Control and Security System	FY 2020 ACTIVITY NO: 350-2858	$ 85,750

2018 EXPENSE	2019 BUDGET	PROJECT BUDGET	2020	2021	2022	2023	2024	2025
		A. EXPENDITURE ITEMS						
		City Hall	$ 48,500	$ —	$ —	$ —	$ —	$ —
		City Hall Annex	$ —	$ 19,750	$ —	$ —	$ —	$ —
		Ruby Sutton Building	$ —	$ —	$ 17,500	$ —	$ —	$ —
$ —	$ —	TOTAL	$ 48,500	$ 19,750	$ 17,500	$ —	$ —	$ —
		B. PROJECT FINANCING						
		Sales Tax Fund (20%)	$ 48,500	$ 19,750	$ 17,500	$ —	$ —	$ —
$ —	$ —	TOTAL	$ 48,500	$ 19,750	$ 17,500	$ —	$ —	$ —

PROJECT DESCRIPTION/JUSTIFICATION

The Access Control and Security Program will replace antiquated lock and key access systems for City Hall and City Hall Annex. This will will modernize the access control system and enhance security in city facilities managed by the Building Services Department. Employees currently use metal keys to access these buildings and rooms within these buildings. Circulating metal keys is difficult to track due to turnover and employees outside of City Hall that need access to these facilities. It also does not allow staff to differentiate credentials. City Hall currently has more keys in circulation than employees working in these facilities. The Integrated Security and Access Control System can be scaled to organizational needs, and allows for programmable access control for city employees and facilities. The Building Safety Department will gain the ability to program doors to automatically lock and unlock at specific times of the day. Additionally, the system will allow the Building Services Department to track and maintain a record of authorized personnel who access the system and when.

RELATIONSHIP TO OTHER PROJECTS

This project is not related to other capital projects.

OUTCOME

Financially Responsible, High Performance City Organization: Secure City information and data using the “Best Practices.”

FUNDING RESTRICTIONS

This project may only be funded by Sales Tax Fund (20%) or DRA Distribution/Gaming.

DEPARTMENT:	STATE PROGRAM:	PROJECT TITLE:	YEAR FIRST SUBMITTED:	TOTAL PROJECT COST
60 - Economic Development	5C - Community & Economic Development	Greater Downtown Housing Creation Grant Program	FY 2016 ACTIVITY NO: 360-2438	$ 1,998,201

2019 EXPENSE	2020 BUDGET	PROJECT BUDGET	2021	2022	2023	2024	2025	2026
		A. EXPENDITURE ITEMS						
$ 115,301		Grants/Loans	$ 392,900	$ 350,000	$ 390,000	$ 400,000	$ 350,000	$ —
$ 115,301	$ —	TOTAL	$ 392,900	$ 350,000	$ 390,000	$ 400,000	$ 350,000	$ —
		B. PROJECT FINANCING						
$ 115,301		Greater Downtown TIF	$ 392,900	$ 350,000	$ 390,000	$ 400,000	$ 350,000	$ —
$ 115,301	$ —	TOTAL	$ 392,900	$ 350,000	$ 390,000	$ 400,000	$ 350,000	$ —

PROJECT DESCRIPTION/JUSTIFICATION

This program provides grants for rehabilitation and adaptive reuse of buildings in the Greater Downtown Urban Renewal District. Tax increment proceeds are used to capitalize the pool of funds for these grant. The program provides grants up to $10,000 for each new housing unit created in the District. The program creates affordable, quality rental housing units for our workforce. Potential projects identified at this time are: former Prescott school (12 units), Brewing & malting complex (75+ units), Kalmes building (2 units), 1706 Central (10 units), and 801 Jackson (70 units).

RELATIONSHIP TO OTHER PROJECTS

Relationship to other projects

OUTCOME

Livable Neighborhoods and Housing: Increase the visual appeal and beauty of the city with attractive gateways, corridors, neighborhoods, homes and businesses.

FUNDING RESTRICTIONS

This project is restricted to Greater Downtown TIF funding.

DEPARTMENT: 60 - Economic Development		STATE PROGRAM: 5C - Community & Economic Development	PROJECT TITLE: Kerper Boulevard Revitalization			YEAR FIRST SUBMITTED: FY 2019 ACTIVITY NO: 102-2859		TOTAL PROJECT COST $ 50,000
2019 EXPENSE	**2020 BUDGET**	**PROJECT BUDGET**	**2021**	**2022**	**2023**	**2024**	**2025**	**2026**
		A. EXPENDITURE ITEMS						
		Consultant Services	$ 50,000	$ —	$ —	$ —	$ —	$ —
$ —	$ —	TOTAL	$ 50,000	$ —	$ —	$ —	$ —	$ —
		B. PROJECT FINANCING						
		DRA Distribution	$ 50,000	$ —	$ —	$ —	$ —	$ —
$ —	$ —	TOTAL	$ 50,000	$ —	$ —	$ —	$ —	$ —

PROJECT DESCRIPTION/JUSTIFICATION

Kerper Boulevard connects the new Intermodal Transportation Center, Bee Branch Creek Greenway, Sutton Pool, and 229 acre Kerper Boulevard Industrial Park. There are large vacant and under-utilized buildings in the industrial park. The street design is a four-lane divided roadway that lacks accommodations for multiple modes of transportation, and could benefit from a Compete Streets re-design. The project would fund a multi-disciplinary consultant team to work with City Engineering, Planning Services and Economic Development Departments to create a comprehensive master plan that incorporates community engagement and stakeholder input to identify strategies, catalytic actions, and resources for revitalization. The project would: explore development opportunities for vacant and under-utilized buildings; develop a Complete Streets design to improve safe access for buses, bicyclists, and pedestrians; complete a traffic analysis and evaluate a roundabout at 16th Street and Kerper Boulevard; investigate opportunities for additional green space and recreation along the riverfront; complete an economic feasibility and market study; and develop a marketing plan for Kerper Boulevard revitalization.

RELATIONSHIP TO OTHER PROJECTS

This project is not related to other capital projects.

OUTCOME

Robust Local Economy: Have the infrastructure and amenities to support economic development and growth: industrial/business parks, streets and utilities, air service and housing.

FUNDING RESTRICTIONS

This project may only be funded by DRA Distribution/Gaming.

DEPARTMENT:	STATE PROGRAM:	PROJECT TITLE:	YEAR FIRST SUBMITTED:	TOTAL PROJECT COST
60 - Economic Development	5C - Community & Economic Development	Workforce Development	FY 2016 ACTIVITY NO: 360-1842	$ 931,054

2019 EXPENSE	2020 BUDGET	PROJECT BUDGET	2021	2022	2023	2024	2025	2026
		A. EXPENDITURE ITEMS						
$ 311,054	$ 310,000	Pay to Other Agency	$ 310,000	$ —	$ —	$ —	$ —	$ —
$ 311,054	$ 310,000	TOTAL	$ 310,000	$ —	$ —	$ —	$ —	$ —
		B. PROJECT FINANCING						
$ 311,054	$ 310,000	DICW Land Sales/TIF	$ 310,000	$ —	$ —	$ —	$ —	$ —
$ 311,054	$ 310,000	TOTAL	$ 310,000	$ —	$ —	$ —	$ —	$ —

PROJECT DESCRIPTION/JUSTIFICATION

The Greater Dubuque Development Corporation has embarked on the Greater Dubuque 2022 Campaign, which will conclude in 2022. The program's objectives are to: engage a wide range of partnerships and resources to promote career opportunities with area businesses, recruit first-rate talent, and grow the regional workforce to 64,000; increase the Dubuque Metropolitan Statistical Area's Median Household Income to $60,000; encourage and facilitate $800 million in new residential and commercial construction in Dubuque County; and grow the Dubuque County population to 100,000 by December 2022. The City has committed $185,000 annually for the five years of this campaign and $125,000 annually for the Greater Dubuque Development Corporation to hire staff dedicated to assisting local employers with workforce development and recruitment. Funding for this staff is funded through land sales, therefore payments FY2022 and beyond are budgeted to be funded by property tax, however it is anticipated that the City will have future land sales to cover the cost.

RELATIONSHIP TO OTHER PROJECTS

This project is not related to other capital projects.

OUTCOME

Robust Local Economy: Create a resilient, sustainable and diverse regional Dubuque economy; Retain, expand and grow local businesses; and have a workforce prepared for 21st century jobs in the global marketplace.

FUNDING RESTRICTIONS

This project may only be funded by Dubuque Industrial Center West land sales and TIF funding.

DEPARTMENT:	STATE PROGRAM:	PROJECT TITLE:	YEAR FIRST SUBMITTED:	TOTAL PROJECT COST
60 - Economic Development	5C - Community & Economic Development	Washington Neighborhood Rehabilitation Grant Program	FY 2017 ACTIVITY NO: 360-2436	$ 719,633

2019 EXPENSE	2020 BUDGET	PROJECT BUDGET	2021	2022	2023	2024	2025	2026
		A. EXPENDITURE ITEMS						
$ 4,633	$ 165,000	Grants	$ 120,000	$ 70,000	$ 60,000	$ 200,000	$ 100,000	$ —
$ 4,633	$ 165,000	TOTAL	$ 120,000	$ 70,000	$ 60,000	$ 200,000	$ 100,000	$ —
		B. PROJECT FINANCING						
$ 4,633	$ 165,000	Greater Downtown TIF	$ 120,000	$ 70,000	$ 60,000	$ 200,000	$ 100,000	$ —
$ 4,633	$ 165,000	TOTAL	$ 120,000	$ 70,000	$ 60,000	$ 200,000	$ 100,000	$ —

PROJECT DESCRIPTION/JUSTIFICATION

This program provides grants for rehabilitation and adaptive reuse of buildings in the Greater Downtown Urban Renewal District. Tax increment proceeds are used to capitalize the pool of funds for these grants. This grant program provides a 1:1 match for eligible expenses for improvements to façades, as well as accompanying costs for financial consulting and planning & design work for the project. This grant program receives the most inquiries and interest of all Economic Development Department's programs. The program promotes the redevelopment of the downtown, maintains its historic appeal, and complements grant/loan programs provided by our partners at Dubuque Main Street.

RELATIONSHIP TO OTHER PROJECTS

This project is not related to other capital projects.

OUTCOME

Livable Neighborhoods and Housing: Increase the visual appeal and beauty of the city with attractive gateways, corridors, neighborhoods, homes and businesses.

FUNDING RESTRICTIONS

This project is restricted to Greater Downtown TIF funding.

DEPARTMENT:	STATE PROGRAM:	PROJECT TITLE:	YEAR FIRST SUBMITTED:	TOTAL PROJECT COST
60 - Economic Development	5C - Community & Economic Development	Downtown Rehabilitation Grant Program	FY 2020 ACTIVITY NO: 241-1942	$ 709,462

2019 EXPENSE	2020 BUDGET	PROJECT BUDGET	2021	2022	2023	2024	2025	2026
		A. EXPENDITURE ITEMS						
$ 53,462	$ 356,000	Grants	$ 70,000	$ 70,000	$ 60,000	$ 50,000	$ 50,000	$ —
$ 53,462	$ 356,000	TOTAL	$ 70,000	$ 70,000	$ 60,000	$ 50,000	$ 50,000	$ —
		B. PROJECT FINANCING						
$ 53,462	$ 356,000	Greater Downtown TIF	$ 70,000	$ 70,000	$ 60,000	$ 50,000	$ 50,000	$ —
$ 53,462	$ 356,000	TOTAL	$ 70,000	$ 70,000	$ 60,000	$ 50,000	$ 50,000	$ —

PROJECT DESCRIPTION/JUSTIFICATION

This program provides grants for rehabilitation and adaptive reuse of buildings in the Greater Downtown Urban Renewal District. Tax increment proceeds are used to capitalize the pool of funds for these grants. This grant program provides a 1:1 match for eligible expenses for improvements to façades, as well as accompanying costs for financial consulting and planning & design work for the project. This grant program receives the most inquiries and interest of all Economic Development Department's programs. The program promotes the redevelopment of the downtown, maintains its historic appeal, and complements grant/loan programs provided by our partners at Dubuque Main Street.

RELATIONSHIP TO OTHER PROJECTS

This project is not related to other capital projects.

OUTCOME

Livable Neighborhoods and Housing: Increase the visual appeal and beauty of the city with attractive gateways, corridors, neighborhoods, homes and businesses.

FUNDING RESTRICTIONS

This project is restricted to Greater Downtown TIF funding.

DEPARTMENT:	STATE PROGRAM:	PROJECT TITLE:	YEAR FIRST SUBMITTED:	TOTAL PROJECT COST
60 - Economic Development	5C - Community & Economic Development	Historic Preservation Revolving Loan Fund	FY 2002 ACTIVITY NO: 265-1247	$ 95,870

2019 EXPENSE	2020 BUDGET	PROJECT BUDGET	2021	2022	2023	2024	2025	2026
		A. EXPENDITURE ITEMS						
$ 15,250	$ 34,270	Loans	$ 9,270	$ 9,270	$ 9,270	$ 9,270	$ 9,270	$ —
$ 15,250	$ 34,270	TOTAL	$ 9,270	$ 9,270	$ 9,270	$ 9,270	$ 9,270	$ —
		B. PROJECT FINANCING						
$ 15,250	$ 34,270	UDAG Loan Repayments	$ 9,270	$ 9,270	$ 9,270	$ 9,270	$ 9,270	$ —
$ 15,250	$ 34,270	TOTAL	$ 9,270	$ 9,270	$ 9,270	$ 9,270	$ 9,270	$ —

PROJECT DESCRIPTION/JUSTIFICATION

This program creates a revolving loan fund available on a competitive basis to property owners in the Jackson Park, Cathedral, W 11th Street, Old Main and Langworthy Historic Preservation and Conservation Districts. Low interest loans are made to support exterior rehabilitation projects that result in saving, restoring or reconstructing original building elements using original materials that reflect the architectural character or significance of the building. his program provides a valuable financial resource to property owners in the city's historic district and acts as an incentive to maintain and improve the community's architectural heritage.

RELATIONSHIP TO OTHER PROJECTS

This project is not related to other capital projects.

OUTCOME

Livable Neighborhoods and Housing: Increase the visual appeal and beauty of the city with attractive gateways, corridors, neighborhoods, homes and businesses.

FUNDING RESTRICTIONS

This project can only be funded by UDAG Loan Repayments

DEPARTMENT:	STATE PROGRAM:	PROJECT TITLE:	YEAR FIRST SUBMITTED:	TOTAL PROJECT COST
60 - Economic Development	5C - Community & Economic Development	Development of McFadden Properties	FY 2018 ACTIVITY NO: 360-	$ 9,635,433

2019 EXPENSE	2020 BUDGET	PROJECT BUDGET	2021	2022	2023	2024	2025	2026
		A. EXPENDITURE ITEMS						
		Construction + Contingency	$ —	$ —	$ 4,318,712	$ 2,928,821	$ —	$ —
		Design & Engineering	$ —	$ —	$ 590,870	$ 660,970	$ —	$ —
		Land Acquisition	$ —	$ —	$ 18,500	$ 1,117,560	$ —	$ —
$ —	$ —	TOTAL	$ —	$ —	$ 4,928,082	$ 4,707,351	$ —	$ —
		B. PROJECT FINANCING						
		DICW G.O. Debt	$ —	$ —	$ 4,344,630	$ 3,851,085	$ —	$ —
		RISE Reimbursement	$ —	$ —	$ 583,452	$ 856,266	$ —	$ —
$ —	$ —	TOTAL	$ —	$ —	$ 4,928,082	$ 4,707,351	$ —	$ —

PROJECT DESCRIPTION/JUSTIFICATION

This project would continue predevelopment construction in the Dubuque Industrial Center West, including grading and paving on the McFadden Farm area, as well as any necessary land acquisition. Several recent business expansions in the DICW have created the need for additional predevelopment work in order to facilitate the attraction and expansion of additional businesses in the area by preparing development pads and the access to them.

RELATIONSHIP TO OTHER PROJECTS

This project is not related to other capital projects.

OUTCOME

Robust Local Economy: Have the infrastructure and amenities to support economic development and growth: industrial/business parks, streets and utilities, air service and housing, bandwidth redundancy.

FUNDING RESTRICTIONS

This project is restricted to DICW TIF funding only.

DEPARTMENT:	STATE PROGRAM:	PROJECT TITLE:	YEAR FIRST SUBMITTED:	TOTAL PROJECT COST
60 - Economic Development	5C - Community & Economic Development	Downtown Rehabilitation Loan Program	FY 2017 ACTIVITY NO: 241-1033	$ 900,000

2019 EXPENSE	2020 BUDGET	PROJECT BUDGET	2021	2022	2023	2024	2025	2026
		A. EXPENDITURE ITEMS						
	$ 600,000	Loans	$ —	$ —	$ —	$ 300,000	$ —	$ —
$ —	$ 600,000	TOTAL	$ —	$ —	$ —	$ 300,000	$ —	$ —
		B. PROJECT FINANCING						
	$ 600,000	Greater Downtown TIF	$ —	$ —	$ —	$ 300,000	$ —	$ —
$ —	$ 600,000	TOTAL	$ —	$ —	$ —	$ 300,000	$ —	$ —

PROJECT DESCRIPTION/JUSTIFICATION

This program provides low-interest loans for the rehabilitation and adaptive reuse of buildings in the Greater Downtown Urban Renewal District. Tax increment proceeds and loan repayments are used to capitalize the pool of funds for these loans. The program has been popular, with 19 loans provided since 1996 and additional loans that have been committed but have yet to be disbursed. Those loans and the anticipated funding date are as follows: Riverworks, 44 Main St, $300,000 (FY24); Caradco, 900 Jackson St, $300,000 (FY26); Franklin School, 39 Bluff St, $300,000 (FY26); Allison Row Houses, 1132-1136 Locust, $300,000 (FY26). Due to outstanding commitments made until 2026, the City Council has suspended applications for new loans until such time as the waiting list can be reduced or eliminated.

RELATIONSHIP TO OTHER PROJECTS

This project is not related to other capital projects.

OUTCOME

Livable Neighborhoods and Housing: Increase the visual appeal and beauty of the city with attractive gateways, corridors, neighborhoods, homes and businesses.

FUNDING RESTRICTIONS

This project may only be funded through loan repayments.

DEPARTMENT:	STATE PROGRAM:	PROJECT TITLE:	YEAR FIRST SUBMITTED:	TOTAL PROJECT COST
60 - Economic Development	5C - Community & Economic Development	Central Avenue Corridor Microloan Initiative	FY 2017 ACTIVITY NO: 360-2679	$ 150,000

2019 EXPENSE	2020 BUDGET	PROJECT BUDGET	2021	2022	2023	2024	2025	2026
		A. EXPENDITURE ITEMS						
		Consultant Services	$ —	$ —	$ —	$ —	$ —	$ —
		Pay to other agency	$ 50,000	$ 50,000	$ 50,000	$ —	$ —	$ —
$ —	$ —	TOTAL	$ 50,000	$ 50,000	$ 50,000	$ —	$ —	$ —
		B. PROJECT FINANCING						
		GDTIF G.O. Debt	$ 50,000	$ —	$ —	$ —	$ —	$ —
		Greater Downtown TIF	$ —	$ 50,000	$ 50,000	$ —	$ —	$ —
$ —	$ —	TOTAL	$ 50,000	$ 50,000	$ 50,000	$ —	$ —	$ —

PROJECT DESCRIPTION/JUSTIFICATION

To complement the physical improvement work along the Central Avenue Corridor, this program will provide a loan loss reserve and interest rate “buy down” for eligible entrepreneurs seeking a microloan from Iowa Microloan, a 501(c)3 that provides loans of $5,000 to $50,000 to small businesses in Iowa having difficulty obtaining a loan from a traditional lender. The Economic Development Department will partner with either the City’s CDBG or IFA Trust Fund Committees to select qualified candidates whose applications will be forwarded to Iowa Microloan. With approximately $50,000 in local funding to provide loan loss reserve and interest rate buy down funds, we will be able to leverage $200,000 in loan funds for local entrepreneurs. As part of their services, Iowa Microloan also provides technical assistance as well as financial coaching.

RELATIONSHIP TO OTHER PROJECTS

This project is not related to other capital projects.

OUTCOME

Robust Local Economy: Have the infrastructure and amenities to support economic development and growth: industrial/business parks, streets and utilities, air service and housing, bandwidth redundancy.

FUNDING RESTRICTIONS

This project may only be funded by Sales Tax Fund (20%), DRA, and Greater Downtown TIF.

DEPARTMENT:	STATE PROGRAM:	PROJECT TITLE:	YEAR FIRST SUBMITTED:	TOTAL PROJECT COST
60 - Economic Development	5C - Community & Economic Development	Central Avenue Corridor Streetscape Master Plan Implementation	FY 2018 ACTIVITY NO: 360-2561	$ 240,000

2019 EXPENSE	2020 BUDGET	PROJECT BUDGET	2021	2022	2023	2024	2025	2026
		A. EXPENDITURE ITEMS						
		Construction	$ —	$ 120,000	$ 20,000	$ —	$ —	$ —
	$ 100,000	Business Incentives	$ —	$ —	$ —	$ —	$ —	$ —
$ —	$ 100,000	TOTAL	$ —	$ 120,000	$ 20,000	$ —	$ —	$ —
		B. PROJECT FINANCING						
	$ 100,000	Greater Downtown TIF	$ —	$ 19,500	$ 20,000	$ —	$ —	$ —
		GDTIF G.O. Debt	$ —	$ 100,500	$ —	$ —	$ —	$ —
$ —	$ 100,000	TOTAL	$ —	$ 120,000	$ 20,000	$ —	$ —	$ —

PROJECT DESCRIPTION/JUSTIFICATION

As follow-up to the Central Avenue Streetscape Master Plan, this project will provide funds for implementation of recommendations in the plan, such as transit stops, beautification efforts, etc. in the area between 11th and 22nd Streets. The Corridor is beginning to see private investment in building improvements and business location. The implementation of public infrastructure improvements is needed to support and leverage that private investment. It is anticipated that this project may have an impact on operating costs associated with infrastructure improvements. However, it is premature to include operating expenses for specific projects at this time.

RELATIONSHIP TO OTHER PROJECTS

This project is not related to other capital projects.

OUTCOME

Robust Local Economy: Have the infrastructure and amenities to support economic development and growth: industrial/business parks, streets and utilities, air service and housing, bandwidth redundancy.

FUNDING RESTRICTIONS

This project may only be funded by Sales Tax Fund (20%), DRA, and Greater Downtown TIF.

DEPARTMENT:	STATE PROGRAM:	PROJECT TITLE:	YEAR FIRST SUBMITTED:	TOTAL PROJECT COST
60 - Economic Development	5C - Community & Economic Development	Dubuque Industrial Center South Signs	FY 2018 ACTIVITY NO: 360-	$ 80,465

2019 EXPENSE	2020 BUDGET	PROJECT BUDGET	2021	2022	2023	2024	2025	2026
		A. EXPENDITURE ITEMS						
		Signs	$ —	$ —	$ 80,465	$ —	$ —	$ —
$ —	$ —	TOTAL	$ —	$ —	$ 80,465	$ —	$ —	$ —
		B. PROJECT FINANCING						
		DICW TIF	$ —	$ —	$ 80,465	$ —	$ —	$ —
$ —	$ —	TOTAL	$ —	$ —	$ 80,465	$ —	$ —	$ —
		C. IMPACT - OPERATIONS						
		Operating Cost (Savings)	$ —	$ —	$ —	$ 1,000	$ 1,000	$ —
		Operating Revenue	$ —	$ —	$ —	$ —	$ —	$ —

PROJECT DESCRIPTION/JUSTIFICATION
To install and maintain appropriate signs for the Dubuque Industrial Center South consistent with the current approved signage within and around the City to effectively identify the area and expansion opportunities. Project includes additional operating costs in FY23 for annual lighting costs.

RELATIONSHIP TO OTHER PROJECTS
This project is not related to other capital projects.

OUTCOME
Robust Local Economy: Have the infrastructure and amenities to support economic development and growth: industrial/business parks, streets and utilities, air service and housing, bandwidth redundancy.

FUNDING RESTRICTIONS
This project may only be funded through DICW TIF.

DEPARTMENT:	STATE PROGRAM:	PROJECT TITLE:	YEAR FIRST SUBMITTED:	TOTAL PROJECT COST
60 - Economic Development	5C - Community & Economic Development	Dubuque Industrial Center McFadden Signs	FY 2018 ACTIVITY NO: 360-2725	$ 50,000

2019 EXPENSE	2020 BUDGET	PROJECT BUDGET	2021	2022	2023	2024	2025	2026
		A. EXPENDITURE ITEMS						
		Equipment	$ —	$ —	$ 50,000	$ —	$ —	$ —
$ —	$ —	TOTAL	$ —	$ —	$ 50,000	$ —	$ —	$ —
		B. PROJECT FINANCING						
		DICW TIF	$ —	$ —	$ 50,000	$ —	$ —	$ —
$ —	$ —	TOTAL	$ —	$ —	$ 50,000	$ —	$ —	$ —
		C. IMPACT - OPERATIONS						
		Operating Cost (Savings)	$ —	$ —	$ —	$ 1,000	$ 1,000	$ —
		Operating Revenue	$ —	$ —	$ —	$ —	$ —	$ —

PROJECT DESCRIPTION/JUSTIFICATION
To install and maintain appropriate signs for the Dubuque Industrial Center consistent with the current approved signage within and around the City to effectively identify the area and expansion opportunities. Project includes additional operating costs in FY23 for annual lighting costs.

RELATIONSHIP TO OTHER PROJECTS
This project is not related to other capital projects.

OUTCOME
Robust Local Economy: Have the infrastructure and amenities to support economic development and growth: industrial/business parks, streets and utilities, air service and housing, bandwidth redundancy.

FUNDING RESTRICTIONS
This project may only be funded through DICW TIF.

DEPARTMENT:	STATE PROGRAM:	PROJECT TITLE:	YEAR FIRST SUBMITTED:	TOTAL PROJECT COST
60 - Economic Development	5C - Community & Economic Development	South Port Master Plan Implementation	2021 ACTIVITY NO:	$ 215,000

2019 EXPENSE	2020 BUDGET	PROJECT BUDGET	2021	2022	2023	2024	2025	2026
		A. EXPENDITURE ITEMS						
		Construction	$ —	$ —	$ 200,000	$ —	$ —	$ —
		Engineering	$ —	$ —	$ 15,000	$ —	$ —	$ —
$ —	$ —	TOTAL	$ —	$ —	$ 215,000	$ —	$ —	$ —
		B. PROJECT FINANCING						
		EPA Construction Funds	$ —	$ —	$ 200,000	$ —	$ —	$ —
		Sales Tax Fund (20%)	$ —	$ —	$ 15,000	$ —	$ —	$ —
$ —	$ —	TOTAL	$ —	$ —	$ 215,000	$ —	$ —	$ —
		C. IMPACT - OPERATIONS						
		Operating Cost (Savings)	$ —	$ —	$ —	$ 1,000	$ 1,000	$ —
		Operating Revenue	$ —	$ —	$ —	$ —	$ —	$ —

PROJECT DESCRIPTION/JUSTIFICATION

This project will provide predevelopment funding for public improvements in the South Port. Following an EPA Area Wide Planning grant in the South Port, the area is now ready for redevelopment. The approach that has created recognizable success in both the North Port and Historic Millwork District was to make public improvements on the front end of the redevelopment. Relatively moderate public investment has led to significant private investment. The North Port initial improvements included burying the flood wall, creating the Riverwalk, and construction of the hotel and conference center. Construction dollars are included in this project to support the contaminated site cleanup activities as part of the EPA multipurpose grant. Future activities could include undertaking such projects as creation of a river walk, replacement of underground utilities, and construction of streets.

RELATIONSHIP TO OTHER PROJECTS

This project is related to the South Port Bury Flood Wall Feasibility Study which should be funded before this project.

OUTCOME

Robust Local Economy: Have the infrastructure and amenities to support economic development and growth: industrial/business parks, streets and utilities, air service and housing, bandwidth redundancy.

FUNDING RESTRICTIONS

This project may only be funded by EPA grant funds, Sales Tax Fund (20%), and DRA Distribution/Gaming.

DEPARTMENT:	STATE PROGRAM:	PROJECT TITLE:	YEAR FIRST SUBMITTED:	FY 2018	TOTAL PROJECT COST
53 - Transportation Services	8C - Business Type	Vehicle Replacement	ACTIVITY NO:	600-1222 600-1224	$ 4,449,371

2019 EXPENSE	2020 BUDGET	PROJECT BUDGET	2021	2022	2023	2024	2025	2026
		A. EXPENDITURE ITEMS						
	$ 512,092	Vehicle - MiniBus - Light Duty	$ 368,302	$ 125,223	$ 383,182	$ 100,000	$ 298,997	$ —
	$ 1,800,000	Vehicle - Fixed-Route - Heavy	$ 426,522	$ 435,053	$ —	$ —	$ —	$ 887,507
		Onboard computer	$ —	$ —	$ —	$ —	$ —	$ —
		Swipe card reader	$ —	$ —	$ —	$ —	$ —	$ —
		Electronic farebox	$ —					
		Farebox collection vault	$ —	$ —	$ —	$ —	$ —	$ —
$ —	$ 2,312,092	TOTAL	$ 794,824	$ 560,276	$ 383,182	$ 100,000	$ 298,997	$ 887,507
		B. PROJECT FINANCING						
		Sales Tax Fund (30%)	$ —	$ —	$ —	$ 100,000	$ —	$ —
	$ 372,420	G.O. Debt (Sales Tax Fund 20%)	$ 426,522	$ 187,201	$ —	$ —	$ —	$ —
		DRA Distribution	$ 368,302	$ 373,075	$ 383,182	$ —	$ 298,997	$ 887,507
	$ 1,939,672	FTA Grant	$ —	$ —	$ —	$ —	$ —	$ —
$ —	$ 2,312,092	TOTAL	$ 794,824	$ 560,276	$ 383,182	$ 100,000	$ 298,997	$ 887,507

PROJECT DESCRIPTION/JUSTIFICATION

Vehicle reliability is essential in securing choice riders. This CIP requests funds for bus replacement and is based on a vehicle assessment score and year of eligibility for state and federal funding. Eligibility does not guarantee funding, only that vehicles are beyond an age or mileage where funding could be requested. As grant funding is unlikely because of the age of the City's fleet when compared to other Iowa cities, this CIP plans for the purchase of used vehicles using local funds over the next three years and new vehicles beginning in 2022. In a scenario where large grants become available for vehicle replacement prior to 2022, the City would be in a position to use these requested local funds as match. Maintenance costs have started to increase as the vehicles are requiring major component replacement. It is important for the City to have a funding plan for vehicle replacement that does not assume large grants will be received. Minibuses transport individuals with disabilities who are unable to utilize the fixed-route service. For ADA compliance, The Jule must provide equally reliable service. Replacing these vehicles at the end of their useful life is essential to avoiding delays in service or inoperable wheelchair lifts.

DEPARTMENT:	STATE PROGRAM:	PROJECT TITLE:	YEAR FIRST SUBMITTED:	FY 2018	TOTAL PROJECT COST
53 - Transportation Services	8C - Business Type	Vehicle Replacement	ACTIVITY NO:	600-1222 600-1224	$ 4,449,371

PROJECT DESCRIPTION/JUSTIFICATION (Continued)

Requests in subsequent years will be made to begin replacing the light duty and medium duty buses on a rolling replacement schedule gradually to continue to sustain and maintain the integrity of the transit system. If the Jule would come up on the State bus replacement list, the CIP funds would be used for the 20% local match required by the DOT. As The Jule continues to improve and provide additional services, the quality and efficiency of its vehicles will continue to be a priority. Vehicles beyond their useful life increase maintenance costs and the likelihood of breakdowns causing interruption of service. As vehicles age, their fuel efficiency is also reduced. As new vehicle technologies develop that provide improved fuel efficiency or utilize alternative fuels, The Jule must be positioned to transition its fleet for improved air quality and greater efficiency. Vehicles are assessed annually by the Vehicle Maintenance Supervisor, Mechanic, and Service worker based on interior, exterior, engine, electrical, suspension, structure, lift, safety system conditions. Vehicles with lower scores will be replaced first. In FY2020 funds are requested for local match portion of the awarded FTA bus and facilities grant (to purchase 9 heavy duty buses). FY2021: replacement of 2 used heavy duty buses, units will be 19 years at replacement. FY2022: replacement of 3 used heavy duty buses, units will be 18 years at replacement. FY2026: replacement of 2 heavy duty buses, units will be 12 years at replacement. FY2027: replacement of 2 heavy duty buses, units will be 13 years at replacement. (The Heavy duty bus category has a standard useful life of 12 years). MiniBus replacement schedule: FY2021: replacement of 3 light duty buses, units will be 10 years at replacement. FY2022: replacement of 3 light duty buses, units will be 11 years at replacement. FY2023: replacement of 3 light duty buses, units will be 12 years at replacement. FY2024: replacement of 1 light duty buses, unit will be 10 years at replacement. F2025: replacement of 2 light duty buses, units will be 4 years at replacement (The MiniBus bus category has standard useful life of 4 years).

RELATIONSHIP TO OTHER PROJECTS

This project is not related to other capital projects.

OUTCOME

Connected Community: Increase public transit ridership by choice.

FUNDING RESTRICTIONS

This project is restricted to Sales Tax Fund (20%), and DRA funding. The project may be eligible for state and federal grant funds.

DEPARTMENT: 53 - Transportation Services	STATE PROGRAM: 8C - Business Type	PROJECT TITLE: Bus Stop Improvements	YEAR FIRST SUBMITTED: FY 2016 ACTIVITY NO: 600-2235 260-2235	TOTAL PROJECT COST $ 120,437

2019 EXPENSE	2020 BUDGET	PROJECT BUDGET	2021	2022	2023	2024	2025	2026
		A. EXPENDITURE ITEMS						
		Construction	$ 10,612	$ 10,824	$ 3,938	$ 11,262	$ 11,487	$ 11,717
		Equipment	$ 24,074	$ 3,000	$ 3,000	$ 22,737	$ 3,000	$ 3,000
		Engineering Services	$ 3,184	$ 3,247	$ 3,312	$ 3,314	$ 3,446	$ 3,515
$ —	$ —	TOTAL	$ 37,870	$ 17,071	$ 10,250	$ 37,313	$ 17,933	$ 18,232
		B. PROJECT FINANCING						
		CDBG	$ 20,730	$ 17,072	$ 10,250	$ 19,124	$ 17,933	$ 18,232
		PTIG State Funding (80%)	$ 17,140	$ —	$ —	$ 18,189	$ —	$ —
$ —	$ —	TOTAL	$ 37,870	$ 17,072	$ 10,250	$ 37,313	$ 17,933	$ 18,232

PROJECT DESCRIPTION/JUSTIFICATION

RELATIONSHIP TO OTHER PROJECTS
This project is not related to other capital projects.

OUTCOME
Healthy and Safe: Continue to become an inclusive and equitable community in which all feel welcome, included, and leaving no one behind.

FUNDING RESTRICTIONS
This project is restricted to Sales Tax Fund (20%), and DRA funding. Purchase of the vertical infrastructure items/equipment are eligible for the Public Transit Infrastructure grant program, however, there is no guarantee that funds will be received.

DEPARTMENT:	STATE PROGRAM:	PROJECT TITLE:	YEAR FIRST SUBMITTED:	TOTAL PROJECT COST
53 - Transportation Services	8C - Business Type	Onboard Security Camera Upgrade	FY 2019 ACTIVITY NO: 600-2860	$ 112,740

2019 EXPENSE	2020 BUDGET	PROJECT BUDGET	2021	2022	2023	2024	2025	2026
		A. EXPENDITURE ITEMS						
		Installation Services	$ 34,170	$ —	$ —	$ —	$ —	$ —
		Bus Equipment - Security	$ 66,720	$ —	$ —	$ —	$ —	$ —
		Building Equipment - Security	$ 3,500	$ —	$ —	$ —	$ —	$ —
		Camera License	$ 8,100	$ —	$ —	$ —	$ —	$ —
		Shipping	$ 250	$ —	$ —	$ —	$ —	$ —
$ —	$ —	TOTAL	$ 112,740	$ —	$ —	$ —	$ —	$ —
		B. PROJECT FINANCING						
		FTA Capital (1% of allocation)	$ 13,796	$ —	$ —	$ —	$ —	$ —
		DRA Distribution	$ 98,944	$ —	$ —	$ —	$ —	$ —
$ —	$ —	TOTAL	$ 112,740	$ —	$ —	$ —	$ —	$ —

PROJECT DESCRIPTION/JUSTIFICATION
This CIP request is to install updated camera systems on the Jule's buses to include drive-in download of video as vehicles enter the Jule Operations & Training Center. This request would bring the Jule's fleet onto the Milestone Recording system that all other city buildings and vehicles utilize for security camera recording. 1% of the Jule's FTA allocation must be spent on safety and security projects and this is reflected in the Project Funding.

RELATIONSHIP TO OTHER PROJECTS
This project is not related to other capital projects.

OUTCOME
Financially Responsible, High Performance City Organization: Service value for taxes and fees.

FUNDING RESTRICTIONS
This project is restricted to Sales Tax Fund (20%) and DRA funding.

DEPARTMENT:	STATE PROGRAM:	PROJECT TITLE:	YEAR FIRST SUBMITTED:	TOTAL PROJECT COST
46 - Transportation Services Parking Division	8C - Business Type	Port of Dubuque Ramp Major Maintenance	FY 2013 ACTIVITY NO: 730-2162	$ 493,316

2019 EXPENSE	2020 BUDGET	PROJECT BUDGET	2021	2022	2023	2024	2025	2026
		A. EXPENDITURE ITEMS						
	$ 70,200	Construction	$ 81,305	$ 82,931	$ 84,590	$ 86,282	$ 88,008	$ 89,767
$ —	$ 70,200	TOTAL	$ 81,305	$ 82,931	$ 84,590	$ 86,282	$ 88,008	$ 89,767
		B. PROJECT FINANCING						
	$ 70,200	Private Participant	$ 81,305	$ 82,931	$ 84,590	$ 86,282	$ 88,008	$ 89,767
$ —	$ 70,200	TOTAL	$ 81,305	$ 82,931	$ 84,590	$ 86,282	$ 88,008	$ 89,767

PROJECT DESCRIPTION/JUSTIFICATION

This project covers major repairs and maintenance issues for the Port of Dubuque Parking Ramp. The Diamond Jo contributes an annual amount of $70,200 as determined by the development agreement and adjusted annually by Consumer Price Index. Prioritized projects will be identified in the CIP budget and major ramp maintenance projects will be budgeted on an as-needed basis. Although there is no impact on the operating budget, operating revenue is manufactured by an ongoing maintenance program. Maintenance and repairs extend the life of the ramps and reduce costs by repairing degraded areas prior to damage becoming serious. Major repair maintenance programs are funded on an annual basis. All expenses related to the ramp are reimbursed to the City by the Diamond Jo. The CIP balance accumulates to fund future parking maintenance projects.

RELATIONSHIP TO OTHER PROJECTS

This project is not related to other capital projects.

OUTCOME

Robust Local Economy: Have the infrastructure and amenities to support economic development and growth: industrial/business parks, streets and utilities, air service and housing.

FUNDING RESTRICTIONS

This project is restricted to Private Participant funding.

DEPARTMENT:	STATE PROGRAM:	PROJECT TITLE:	YEAR FIRST SUBMITTED:	TOTAL PROJECT COST
46 - Transportation Services Parking Division	8C - Business Type	East 12th and Elm Street Parking Lot Construction (Lot 1 Millwork Parking District)	FY 2020 ACTIVITY NO: 360-2861	$ 589,000

2018 EXPENSE	2019 BUDGET	PROJECT BUDGET	2020	2021	2022	2023	2024	2025
		A. EXPENDITURE ITEMS						
		Code Blue Phone	$ 24,000	$ —	$ —	$ —	$ —	$ —
		Landscaping	$ 25,000	$ —	$ —	$ —	$ —	$ —
		Environmental Remediation	$ 50,000	$ —	$ —	$ —	$ —	$ —
		Construction	$ 490,000	$ —	$ —	$ —	$ —	$ —
$ —	$ —	TOTAL	$ 589,000	$ —	$ —	$ —	$ —	$ —
		B. PROJECT FINANCING						
		GDTIF G.O. Debt	$ 589,000	$ —	$ —	$ —	$ —	$ —
$ —	$ —	TOTAL	$ 589,000	$ —	$ —	$ —	$ —	$ —
		C. IMPACT - OPERATIONS						
		Operating Cost (Savings)	$ —	$ 1,000	$ 2,000	$ 2,000	$ 2,000	$ 2,000
		Operating Revenue	$ —	$ —	$ —	$ —	$ —	$ —

PROJECT DESCRIPTION/JUSTIFICATION

This project constructs a 73 stall parking lot at East 12th and Elm Street (Lot 1 Millwork Parking District). The parking lot design includes a code blue emergency phone, landscaping, environmental remediation and construction of the parking lot. The cost per parking stall would be approximately $8,070 per stall for this proposed site.

RELATIONSHIP TO OTHER PROJECTS

This project is not related to other capital projects.

OUTCOME

Robust Local Economy: Have the infrastructure and amenities to support economic development and growth: industrial/business parks, streets and utilities, air service and housing.

FUNDING RESTRICTIONS

This project is restricted to Parking Fees and Greater Downtown TIF.

DEPARTMENT:	STATE PROGRAM:	PROJECT TITLE:	YEAR FIRST SUBMITTED:	TOTAL PROJECT COST
46 - Transportation Services Parking Division	8C - Business Type	Locust/Iowa Street Parking Ramp Repairs and Additional Parking Possibilities	FY 2010 ACTIVITY NO: 730-1671 360-1671	$ 20,000,000

2019 EXPENSE	2020 BUDGET	PROJECT BUDGET	2021	2022	2023	2024	2025	2026
		A. EXPENDITURE ITEMS						
	$ 500,000	Design & Engineering	$ —	$ 84,901	$ —	$ —	$ —	$ —
		Acquisition	$ —	$ 9,915,099	$ 8,500,000	$ —	$ —	$ —
	$ 1,000,000	Construction	$ —	$ —	$ —	$ —	$ —	$ —
$ —	$ 1,500,000	TOTAL	$ —	$ 10,000,000	$ 8,500,000	$ —	$ —	$ —
		B. PROJECT FINANCING						
	$ —	Parking Construction Fund	$ —	$ —	$ —	$ —	$ —	$ —
	$ 1,500,000	GDTIF G.O. Debt	$ —	$ 10,000,000	$ 8,500,000	$ —	$ —	$ —
$ —	$ 1,500,000	TOTAL	$ —	$ 10,000,000	$ 8,500,000	$ —	$ —	$ —

PROJECT DESCRIPTION/JUSTIFICATION

Recommendations based on the May 2018 structural review of the Locust/Iowa Street Parking Ramp recommended by IIW Consultants' structural evaluation. This will include concrete slab repairs, structural column repairs, joint and crack repairs, replace and repair bearing pads, complete replacement of rubberized coating top level and improved level of lighting. Some of these repairs are non-structural, but are recommended to be completed as soon as fiscally possible. Immediate attention is needed for the Locust Street Parking Ramp (830 Bluff Street) stairs - top levels are severely corroded, consultants recommend closing and replacing as soon as possible. The Locust Street Parking Ramp is reaching the end of its useful life. A FY 2024 replacement study will include sizing, design, and site selection of a new facility to be built when needed. The City will also continue to evaluate parking needs in the Downtown, Historic Millwork District, and Central Avenue Corridor.

RELATIONSHIP TO OTHER PROJECTS

This project is not related to other capital projects.

OUTCOME

Financially Responsible, High Performance City Organization: Service value for taxes and fees.

FUNDING RESTRICTIONS

This project is restricted to Parking Fees and Greater Downtown TIF.

DEPARTMENT: 46 - Transportation Services Parking Division		STATE PROGRAM: 8C - Business Type	PROJECT TITLE: Maintenance of Municipal Parking Lots			YEAR FIRST SUBMITTED: FY 2010 ACTIVITY NO: 730-1380		TOTAL PROJECT COST $ 50,000
2019 EXPENSE	**2020 BUDGET**	**PROJECT BUDGET**	**2021**	**2022**	**2023**	**2024**	**2025**	**2026**
		A. EXPENDITURE ITEMS						
		Design & Engineering	$ —	$ —	$ —	$ —	$ —	$ —
		Construction	$ 50,000	$ —	$ —	$ —	$ —	$ —
$ —	$ —	TOTAL	$ 50,000	$ —	$ —	$ —	$ —	$ —
		B. PROJECT FINANCING						
		Parking Construction Fund	$ 50,000	$ —	$ —	$ —	$ —	$ —
$ —	$ —	TOTAL	$ 50,000	$ —	$ —	$ —	$ —	$ —

PROJECT DESCRIPTION/JUSTIFICATION

This project provides for maintaining the surface of 14 off-street municipal parking lots. This project also includes signage, landscaping, and screening improvements to surface lots. Lots include: Lot 2 (9th and Bluff), Lot 3 (5th and Bluff), Lot 5 (City Hall Lot), Lot 6 (Library Lot), Lot 7 (3rd and Main), Lot 10 (5th and Main), Lot 12 (4th and Central), Crescent Community Health Center Parking Lot, Lot 4 (12th and Bluff), Port of Dubuque Surface Lot, Federal Building Parking Lot, Elm Street Parking Lot, Ice Harbor Drive Parking Lot, and Lot 9 (3rd and Locust). The funding for maintenance of municipal parking lots provides for repairs and asphalt overlays on surfaces of municipal parking lots. Lot resurfacing will be scheduled as necessary and asphalt overlays will be applied, when economically feasible, to all municipal lots.

RELATIONSHIP TO OTHER PROJECTS

This project is not related to other capital projects.

OUTCOME

Financially Responsible, High Performance City Organization: Service value for taxes and fee.

FUNDING RESTRICTIONS

This project is restricted to Parking Fees and Greater Downtown TIF Funding funding.

DEPARTMENT:	STATE PROGRAM:	PROJECT TITLE:	YEAR FIRST SUBMITTED:	TOTAL PROJECT COST
46 - Transportation Services Parking Division	8C - Business Type	Parking Ramp Occupancy Engineering Certification	FY 2000 ACTIVITY NO: 730-2046	$ 26,500

2019 EXPENSE	2020 BUDGET	PROJECT BUDGET	2021	2022	2023	2024	2025	2026
		A. EXPENDITURE ITEMS						
		Design & Engineering	$ 26,500	$ —	$ —	$ —	$ —	$ —
$ —	$ —	TOTAL	$ 26,500	$ —	$ —	$ —	$ —	$ —
		B. PROJECT FINANCING						
		Parking Construction Fund	$ 26,500	$ —	$ —	$ —	$ —	$ —
$ —	$ —	TOTAL	$ 26,500	$ —	$ —	$ —	$ —	$ —

PROJECT DESCRIPTION/JUSTIFICATION

This project provides for a certified engineering inspection of each parking ramp every five years on a rotating basis. This will provide a necessary inspection of each of the ramps to assure the structural integrity of each facility and also provide a high level of safety for staff and customers of the ramps. Throughout the parking industry, it is quickly becoming the recommended standard that parking ramps/garages be inspected on a regular basis (3-5 years) to recognize any defects or substandard conditions that may compromise the safety of employees or customers. This inspection is especially recommended in areas experiencing extreme weather conditions, as are often experienced in this area.

RELATIONSHIP TO OTHER PROJECTS

This project is not related to other capital projects.

OUTCOME

Financially Responsible, High Performance City Organization: Service value for taxes and fees.

FUNDING RESTRICTIONS

This project is restricted to the Parking Construction Fund.

DEPARTMENT:	STATE PROGRAM:	PROJECT TITLE:	YEAR FIRST SUBMITTED:	TOTAL PROJECT COST
61 - Housing & Community Development	5C - Community & Economic Development	Assistance for Homeownership	FY 2017	
			ACTIVITY NO: 360-1595	
			101-1595	$6,239,452

2019 EXPENSE	2020 BUDGET	PROJECT BUDGET	2021	2022	2023	2024	2025	2026
		A. EXPENDITURE ITEMS						
		Loans	$ —	$ —	$ —	$ —	$ —	$ —
	$ 7,782	Property Maintenance	$ 6,252	$ 7,782	$ 7,782	$ 7,782	$ 7,782	$ —
		Construction	$ 264,000	$ 365,813	$ 412,000	$ 918,882	$ 1,118,572	$ —
$ 886	$ 181,046	Property Acquisition	$ 209,233	$ 330,000	$ 485,108	$ 538,000	$ 538,000	$ —
	$ 87,500	Grants	$ 87,000	$ 113,000	$ 145,250	$ 200,000	$ 200,000	$ —
$ 886	$ 276,328	TOTAL	$ 566,485	$ 816,595	$ 1,050,140	$ 1,664,664	$ 1,864,354	$ —
		B. PROJECT FINANCING						
$ 886	$ 276,328	Housing TIF	$ 408,485	$ 610,595	$ 779,940	$ 1,294,464	$ 1,494,154	$ —
		Loan Repayments	$ 3,000	$ 6,000	$ 10,200	$ 10,200	$ 10,200	$ —
		Sales Proceeds	$ 155,000	$ 200,000	$ 260,000	$ 360,000	$ 360,000	$ —
$ 886	$ 276,328	TOTAL	$ 566,485	$ 816,595	$ 1,050,140	$ 1,664,664	$ 1,864,354	$ —

PROJECT DESCRIPTION/JUSTIFICATION

The Comprehensive Housing Activities for Neighborhood Growth and Enrichment, or C.H.A.N.G.E. Initiative is a holistic approach to sustainability that addresses ecological, environmental integrity, economic prosperity, and social/cultural vibrancy. C.H.A.N.G.E. is a campaign of neighborhood revitalization and an extension of sustainability to specifically address marginal properties, affordable housing and home-ownership. Under the umbrella of C.H.A.N.G.E., this initiative provides funding towards the City's strategy of revitalization for the downtown neighborhoods and centers on increasing home-ownership. The City administers a number of programs of federal- and state-provided financial assistance for low-moderate income households (earning less than 80% of area median income) to achieve this. This Program also provides for acquisition activities where the City may purchase abandoned, derelict buildings and houses; or it may purchase housing subject to mortgage foreclosure actions in order to secure City funds previously loaned as part of rehabilitation activities or other housing to accomplish the goals. Certain improvements will be made to the properties in order to make them marketable for resale. In this manner, neighborhood conditions are improved, dwellings are resold to responsible owners and City dollars are returned to the revolving fund. The program offers loans up to $25,000 for down payments and closing costs and approximately $30,000 to subsidize rehabilitation.

DEPARTMENT:	STATE PROGRAM:	PROJECT TITLE:	YEAR FIRST SUBMITTED:	FY 2017	TOTAL PROJECT COST
61 - Housing & Community Development	5C - Community & Economic Development	Assistance for Homeownership	ACTIVITY NO:	360-1595 101-1595	$6,239,452

PROJECT DESCRIPTION/JUSTIFICATION (Continued)

This program is offered to households above and below 80% of median income, as an incentive to purchase and improve homeowner properties in sections of Census Tracts 1 and 5 as part of the Washington Neighborhood revitalization strategy. The loan repayment funds can be used for over 80% median. The other sources of funds can be used anywhere within the City of Dubuque limits. Consideration will be given to increasing the amounts for purchase of rental properties converted to owner occupied. Beginning in 2008, selective purchases have been made. Certain properties are targeted to be voluntarily acquired, for reason of poor maintenance and the inability or refusal of the owner to make improvements. These are then resold to qualifying owner-occupied households committed to restoration of the home. This program can help to expand the Four Mounds HEART program partnership. This CIP will also significantly enhance GHHI. This is a ten year TIF which requires 38.1% of the income generated to be used for Low and Moderate Income residents any where in the City of Dubuque. The percentage to Low and Moderate Income residents can be higher than the required 38.1%. In FY 2020 the percentage is 69.37%; FY 2021 is 73.14%; and FY 2022 is 55.38%. All other years are 38.1%. This Housing TIF revenue can be used for City initiatives other than Homeownership Grants in Targeted Neighborhoods & Purchase/ Rehab/Resale and can be used outside the Greater Downtown TIF Urban Renewal area.

RELATIONSHIP TO OTHER PROJECTS

This project is related to the True North Neighborhood Reinvestment Partnership (#360-2766).

OUTCOME

Livable Neighborhoods and Housing: Increase the availability of affordable housing throughout the city, not in concentrated areas of poverty and low income housing.

FUNDING RESTRICTIONS

This project may only be funded by Housing TIF and General Fund loan repayments.

DEPARTMENT: 61 - Housing & Community Development	STATE PROGRAM: 5C - Community & Economic Development	PROJECT TITLE: Lead Based Paint Hazard Control	YEAR FIRST SUBMITTED: FY 1997 ACTIVITY NO: 275-2429	TOTAL PROJECT COST $1,675,147

2019 EXPENSE	2020 BUDGET	PROJECT BUDGET	2021	2022	2023	2024	2025	2026
		A. EXPENDITURE ITEMS						
$ 35,147		Loans - LBPHC	$ 600,000	$ 600,000	$ —	$ —	$ —	$ —
	$ 40,000	Grants - LBPHC	$ 200,000	$ 200,000	$ —	$ —	$ —	$ —
$ 35,147	$ 40,000	TOTAL	$ 800,000	$ 800,000	$ —	$ —	$ —	$ —
		B. PROJECT FINANCING						
$ 35,147	$ 40,000	HUD Lead Grant	$ 785,000	$ 785,000	$ —	$ —	$ —	$ —
		Private Participant	$ 15,000	$ 15,000	$ —	$ —	$ —	$ —
$ 35,147	$ 40,000	TOTAL	$ 800,000	$ 800,000	$ —	$ —	$ —	$ —

PROJECT DESCRIPTION/JUSTIFICATION

The Comprehensive Housing Activities for Neighborhood Growth and Enrichment, or C.H.A.N.G.E. Initiatives is a holistic approach to sustainability that addresses ecological, environmental integrity, economic prosperity, and social/cultural vibrancy. C.H.A.N.G.E. is a campaign of neighborhood revitalization and an extension of sustainability to specifically address marginal properties, affordable housing and home ownership. Under the umbrella of C.H.A.N.G.E., the Lead Based Paint Hazard Control (LBPHC) Program provides financial assistance to low-and-moderate-income homeowners and rental property owners to eliminate lead-based paint hazards in their properties. The program is specifically targeted to assist families with children under the age of 6. The Program also includes a component to provide additional financial assistance to re-mediate select identified health and safety deficiencies. The Lead Based Paint Hazard Control Program had been funded through HUD grants received in national competition from 1997 to 2018, totaling $16 million. The Lead Hazard Control Program was awarded $2.9 million for lead hazard reduction and $581,000 for health and safety repairs and remediation's from HUD in FY 2019. The grant performance period is anticipated to be March 2019 through September 2022. In this performance period 120 units will receive an average of $14,000 to be made lead safe. Owners are required to contribute a small portion of the funding to the project as part of the match for the grant. This Program partners with the Health Services Department, the VNA, and numerous agencies through the Green & Healthy Homes Initiative. This has resulted in the Dubuque's blood lead poisoning occurrence in young children being reduced by nearly 70%. Beginning in FY 2011, Dubuque was selected as one of 16 cities nationally to participate in the Green and Healthy Homes Initiative (GHHI). The partnership has been expanded to include the Community Foundation of Greater Dubuque and Operation New View's Weatherization Program. This collaborative approach to home interventions includes the Lead Hazard Control, Healthy Homes, Rehab and Housing Inspection activities at the Housing Department. It is designed to achieve efficiency and lower costs of operations, reduce interruptions and inconveniences for the property residents and improve health and behavioral outcomes for the occupants.

RELATIONSHIP TO OTHER PROJECTS

This project is related to the Lead Paint Abatement Program, CIP 260-1232

DEPARTMENT:	STATE PROGRAM:	PROJECT TITLE:	YEAR FIRST SUBMITTED:	FY 1997	TOTAL PROJECT COST
61 - Housing & Community Development	5C - Community & Economic Development	Lead Based Paint Hazard Control	ACTIVITY NO:	275-2429	$1,675,147

OUTCOME
Livable Neighborhoods and Housing: Have safe, healthy, inclusive neighborhoods citywide.

FUNDING RESTRICTIONS
This project may only be funded by the Federal Housing & Urban Development Department.

DEPARTMENT:	STATE PROGRAM:	PROJECT TITLE:	YEAR FIRST SUBMITTED:	TOTAL PROJECT COST
61 - Housing & Community Development	5C - Community & Economic Development	Lead Paint Abatement Program Grant Match	FY 1997 ACTIVITY NO: 260-1232	$ 206,498

2019 EXPENSE	2020 BUDGET	PROJECT BUDGET	2021	2022	2023	2024	2025	2026
		A. EXPENDITURE ITEMS						
		Grants	$ 104,166	$ 102,332	$ —	$ —	$ —	$ —
$ —	$ —	TOTAL	$ 104,166	$ 102,332	$ —	$ —	$ —	$ —
		B. PROJECT FINANCING						
		CDBG Grant	$ 104,166	$ 102,332	$ —	$ —	$ —	$ —
$ —	$ —	TOTAL	$ 104,166	$ 102,332	$ —	$ —	$ —	$ —

PROJECT DESCRIPTION/JUSTIFICATION

The Comprehensive Housing Activities for Neighborhood Growth and Enrichment, or C.H.A.N.G.E. Initiatives is a holistic approach to sustainability that addresses ecological, environmental integrity, economic prosperity, and social/cultural vibrancy. C.H.A.N.G.E. is a campaign of neighborhood revitalization and an extension of sustainability to specifically address marginal properties, affordable housing and home ownership. Under the umbrella of C.H.A.N.G.E., the Lead Based Paint Hazard Control (LBPHC) Program provides financial assistance to low-and-moderate-income homeowners and rental property owners to eliminate lead-based paint hazards in their properties. The program is specifically targeted to assist families with children under the age of 6. The Program also includes a component to provide additional financial assistance to re-mediate select identified health and safety deficiencies. The Lead Based Paint Hazard Control Program had been funded through HUD grants received in national competition from 1997 to 2018, totaling $16 million. The Lead Hazard Control Program was awarded $2.9 million for lead hazard reduction and $581,000 for health and safety repairs and remediation's from HUD in FY 2019. The grant performance period is anticipated to be March 2019 through September 2022. In this performance period 120 units will receive an average of $14,000 to be made lead safe. Owners are required to contribute a small portion of the funding to the project as part of the match for the grant. This Program partners with the Health Services Department, the VNA, and numerous agencies through the Green & Healthy Homes Initiative. This has resulted in the Dubuque's blood lead poisoning occurrence in young children being reduced by nearly 70%. Beginning in FY 2011, Dubuque was selected as one of 16 cities nationally to participate in the Green and Healthy Homes Initiative (GHHI). The partnership has been expanded to include the Community Foundation of Greater Dubuque and Operation New View's Weatherization Program. This collaborative approach to home interventions includes the Lead Hazard Control, Healthy Homes, Rehab and Housing Inspection activities at the Housing Department. It is designed to achieve efficiency and lower costs of operations, reduce interruptions and inconveniences for the property residents and improve health and behavioral outcomes for the occupants. This Capital Improvement Project provides the local match required for the Lead & Healthy Homes grant.

RELATIONSHIP TO OTHER PROJECTS

This project is related to the Lead Based Paint Hazard Control Program (#275-2429) and must be funded in the same fiscal year as that project.

DEPARTMENT:	STATE PROGRAM:	PROJECT TITLE:	YEAR FIRST SUBMITTED: FY 1997 ACTIVITY NO: 260-1232	TOTAL PROJECT COST
61 - Housing & Community Development	5C - Community & Economic Development	Lead Paint Abatement Program Grant Match		$ 206,498

OUTCOME

Livable Neighborhoods and Housing: Have safe, healthy, inclusive neighborhoods citywide.

FUNDING RESTRICTIONS

This project may only be funded by CDBG Grant.

DEPARTMENT:	STATE PROGRAM:	PROJECT TITLE:	YEAR FIRST SUBMITTED:	TOTAL PROJECT COST
61 - Housing & Community Development	5C - Community & Economic Development	Neighborhood Reinvestment Partnership	FY 2019 ACTIVITY NO: 360-2766	$1,650,000

2019 EXPENSE	2020 BUDGET	PROJECT BUDGET	2021	2022	2023	2024	2025	2026
		A. EXPENDITURE ITEMS						
$ 150,000	$ 300,000	Construction	$ 300,000	$ 300,000	$ 300,000	$ 300,000	$ —	$ —
$ 150,000	$ 300,000	TOTAL	$ 300,000	$ 300,000	$ 300,000	$ 300,000	$ —	$ —
		B. PROJECT FINANCING						
$ 150,000	$ 300,000	Housing TIF	$ 300,000	$ 300,000	$ 300,000	$ 300,000	$ —	$ —
$ 150,000	$ 300,000	TOTAL	$ 300,000	$ 300,000	$ 300,000	$ 300,000	$ —	$ —

PROJECT DESCRIPTION/JUSTIFICATION

This project provides funding to achieve the goal of promoting a broader income mix of downtown homeowners. This Program also provides for acquisition activities to purchase abandoned, derelict buildings and houses to accomplish the goals. Certain improvements will be made to the properties in order to make them marketable for resale. In this manner, neighborhood conditions are improved and dwellings are resold to responsible owners. Certain properties are targeted to be voluntarily acquired, for reason of poor maintenance and the inability or refusal of the owner to make improvements. These are then rehabilitated and resold to qualifying owner-occupied households. This is a ten year TIF which state law requires a minimum of 38.1% of the income generated to be used for Low and Moderate Income residents any where in the City of Dubuque. The percentage benefiting Low and Moderate Income residents can be higher than the required 38.1%. In FY 2019 the percentage was 51.1%. It is anticipated that this program will allow for the acquisition, renovation and sale of 40 residential properties for long-term homeownership over 5-7 years with an estimated $30,000 construction subsidy per property.

RELATIONSHIP TO OTHER PROJECTS

This project is related to Assistance for Homeownership Project (#360-1595/#101-1595) and the Homeowner Rehab Program (#260-1065/#270-1065).

DEPARTMENT:	STATE PROGRAM:	PROJECT TITLE:	YEAR FIRST SUBMITTED: FY 2019 ACTIVITY NO: 360-2766	TOTAL PROJECT COST
61 - Housing & Community Development	5C - Community & Economic Development	True North Neighborhood Reinvestment Partnership		$1,650,000

OUTCOME

Livable Neighborhoods and Housing: Increase the availability of affordable housing throughout the city, not in concentrated areas of poverty and low income housing.

FUNDING RESTRICTIONS

This project may only be funded by Housing TIF.

DEPARTMENT:	STATE PROGRAM:	PROJECT TITLE:	YEAR FIRST SUBMITTED:	TOTAL PROJECT COST
61 - Housing & Community Development	5C - Community & Economic Development	Washington Neighborhood Homebuyer Program	FY 2005 ACTIVITY NO: 268-1021	$ 1,371,965

2019 EXPENSE	2020 BUDGET	PROJECT BUDGET	2021	2022	2023	2024	2025	2026
		A. EXPENDITURE ITEMS						
$ 104,267	$ 211,283	Loans	$ 141,283	$ 141,283	$ 141,283	$ 141,283	$ 141,283	$ 141,283
		Loans (Repayments)	$ 20,000	$ 20,000	$ 20,000	$ 20,000	$ 20,000	$ 20,000
		Loans (GDTIF match)	$ 50,000	$ 50,000	$ 50,000	$ 50,000	$ 50,000	$ 50,000
$ 104,267	$ 211,283	TOTAL	$ 211,283	$ 211,283	$ 211,283	$ 211,283	$ 211,283	$ 211,283
		B. PROJECT FINANCING						
$ 104,267	$ 211,283	IFA Trust	$ 141,283	$ 141,283	$ 141,283	$ 141,283	$ 141,283	$ 141,283
		IFA Trust Loan Repayments	$ 20,000	$ 20,000	$ 20,000	$ 20,000	$ 20,000	$ 20,000
		Greater Downtown TIF	$ 50,000	$ 50,000	$ 50,000	$ 50,000	$ 50,000	$ 50,000
$ 104,267	$ 211,283	TOTAL	$ 211,283	$ 211,283	$ 211,283	$ 211,283	$ 211,283	$ 211,283

PROJECT DESCRIPTION/JUSTIFICATION

The Comprehensive Housing Activities for Neighborhood Growth and Enrichment, or C.H.A.N.G.E. Initiative is a holistic approach to sustainability that addresses ecological, environmental integrity, economic prosperity, and social/cultural vibrancy. C.H.A.N.G.E. is a campaign of neighborhood revitalization and an extension of sustainability to specifically address marginal properties, affordable housing and homeownership. Under the umbrella of C.H.A.N.G.E., the Washington Neighborhood Homebuyer Program supports and encourages homeownership in the Washington Neighborhood. The program operates under the oversight of the Housing Trust Fund Committee and is capitalized by annual grants received from the Iowa Finance Authority (IFA). IFA requires a match for the program and the City provides IFA Trust Match of $50,000 from the Greater Downtown TIF (GDTIF). The primary purpose is to complement homebuyer programs provided through the CDBG program by providing loans to low-to-mod income homeowners and buyers in the Washington Neighborhood and for households earning less than 30% MI are eligible to purchase any property within the City limits. Homebuyer loans are offered on a sliding scale. Households earning less 30% MI are eligible for $25,000; less than 50% MI are eligible for $20,000; less than 80% MI are eligible for $15,000. All loans are 0% interest and have a monthly payment of $60 per month until paid in full or it is no longer their principal place of residence. Homeowners may be eligible for up to $25,000 for rehabilitation of their property. All loans are 0% interest and repayments will depend on gross income of the household. The HOME Workshop is a requirement for all participants. If the new application is approved in January 2020, the new boundaries will be 11th Street to 32nd Street; Elm Street to Central Avenue.

RELATIONSHIP TO OTHER PROJECTS

This project is not related to other capital projects.

OUTCOME

Livable Neighborhoods and Housing: Have strong vibrant 24/7 residential/central business core (Dubuque Main Street Service Area Downtown, Central Avenue Corridor and Dubuque Millwork District, including residential opportunities, retail and entertainment).

FUNDING RESTRICTIONS

This project may only be funded by Iowa Finance Authority Trust Fund, Greater Downtown TIF, Housing TIF, or General Funds

DEPARTMENT:	STATE PROGRAM:	PROJECT TITLE:	YEAR FIRST SUBMITTED:	TOTAL PROJECT COST
61 - Housing & Community Development	5C - Community & Economic Development	Homeowner Rehabilitation Program	FY1978	
			ACTIVITY NO: 260-1065	
			270-1065	$ 1,269,669

2019 EXPENSE	2020 BUDGET	PROJECT BUDGET	2021	2022	2023	2024	2025	2026
		A. EXPENDITURE ITEMS						
$ 145,621	$ 75,000	Loans (CDBG-Homeowner)	$ 100,000	$ 145,000	$ 150,000	$ 150,000	$ 150,000	$ 150,000
		Loans (CDBG-Home Repair)	$ 25,000	$ 30,000	$ 30,000	$ 30,000	$ 30,000	$ 30,000
$ 29,048	$ 30,000	Loans (RRP Repayments)	$ 30,000	$ 30,000	$ 30,000	$ 30,000	$ 30,000	$ 30,000
$ 174,669	$ 105,000	TOTAL	$ 155,000	$ 205,000	$ 210,000	$ 210,000	$ 210,000	$ 210,000
		B. PROJECT FINANCING						
$ 29,048	$ 30,000	RRP Repayments	$ 30,000	$ 30,000	$ 30,000	$ 30,000	$ 30,000	$ 30,000
$ 145,621	$ 75,000	CDBG Grant	$ 125,000	$ 175,000	$ 180,000	$ 180,000	$ 180,000	$ 180,000
$ 174,669	$ 105,000	TOTAL	$ 155,000	$ 205,000	$ 210,000	$ 210,000	$ 210,000	$ 210,000

PROJECT DESCRIPTION/JUSTIFICATION

The Comprehensive Housing Activities for Neighborhood Growth and Enrichment, or C.H.A.N.G.E. Initiative is a holistic approach to sustainability that addresses ecological, environmental integrity, economic prosperity, and social/cultural vibrancy. C.H.A.N.G.E. is a campaign of neighborhood revitalization and an extension of sustainability to specifically address marginal properties, affordable housing and homeownership. Under the umbrella of C.H.A.N.G.E., the Homeowner Rehabilitation Program provides Community Development Block Grant (CDBG) funding for loans to owner-occupied single family or duplex properties for comprehensive rehabilitation of their homes, including the Homeowner Rehabilitation Loan Program, Home Repair Program and the Accessibility Program. The Homeowner Rehabilitation Loan Program provides loans up to $25,000, at 0% interest. For households below 30% median income loans will be deferred until sale of property; households below 50% median income loans will be $40/mo. repayment and households below 80% median income $60/mo. repayment. Loans may be made for greater amounts if approved on a case-by-case basis by the Community Development Advisory Commission. The Home Repair Program provides $5,000, 0% interest loans for repairs to the home exterior and critical interior repairs. For households below 30% median income loans will be a 3-year forgivable loan; households below 50% median income will be deferred until sale of property and households below 80% median income $40/mo. repayment. The Accessibility Program will offer $5,000 0% interest, 3-year forgivable loans for accessibility/ADA upgrades for physical accessibility or such improvements in order to make mobility safer and keep homeowners in their homes. These programs are City-wide and are partnered, whenever possible, with other programs and departments such as Engineering Dept (sidewalk and sewer programs) Water Dept (broken water/lead lines) Lead Program, Bee Branch Resiliency Program and Operation New View Weatherization Program in order to make all repairs cost effective for the homeowner. This program has been in operation since 1978. The HOME Workshop is a requirement for all participants. The total portfolio of all housing lending programs is now 285 loans with a current balance of $3 million.

DEPARTMENT:	STATE PROGRAM:	PROJECT TITLE:	YEAR FIRST SUBMITTED:	FY1978	TOTAL PROJECT COST
61 - Housing & Community Development	5C - Community & Economic Development	Homeowner Rehabilitation Program	ACTIVITY NO:	260-1065 270-1065	$ 1,269,669

RELATIONSHIP TO OTHER PROJECTS
This project is not related to other capital projects.

OUTCOME
Livable Neighborhoods and Housing: Increase the availability of affordable housing throughout the city, not in concentrated areas of poverty and low income housing.

FUNDING RESTRICTIONS
This project may only be funded by Community Development Block Grant, Housing TIF, or General Funds.

DEPARTMENT:	STATE PROGRAM:	PROJECT TITLE:	YEAR FIRST SUBMITTED:	TOTAL PROJECT COST
61 - Housing & Community Development	5C - Community & Economic Development	Purchase/Rehab/Resale	FY 2016 ACTIVITY NO: 260-1231	$ 1,354,912

2019 EXPENSE	2020 BUDGET	PROJECT BUDGET	2021	2022	2023	2024	2025	2026
		A. EXPENDITURE ITEMS						
	$ 60,000	Construction	$ 25,000	$ 155,000	$ 160,000	$ 160,000	$ 160,000	$ —
$ 391,829	$ 143,083	Property Acquisition	$ 20,000	$ 20,000	$ 20,000	$ 20,000	$ 20,000	$ —
$ 391,829	$ 203,083	TOTAL	$ 45,000	$ 175,000	$ 180,000	$ 180,000	$ 180,000	$ —
		B. PROJECT FINANCING						
$ 391,829	$ 203,083	CDBG Grant	$ 45,000	$ 95,000	$ 100,000	$ 100,000	$ 100,000	$ —
		Sale Proceeds	$ —	$ 80,000	$ 80,000	$ 80,000	$ 80,000	$ —
$ 391,829	$ 203,083	TOTAL	$ 45,000	$ 175,000	$ 180,000	$ 180,000	$ 180,000	$ —

PROJECT DESCRIPTION/JUSTIFICATION

The Comprehensive Housing Activities for Neighborhood Growth and Enrichment, or C.H.A.N.G.E. Initiatives is a holistic approach to sustainability that addresses ecological, environmental integrity, economic prosperity, and social/cultural vibrancy. C.H.A.N.G.E. is a campaign of neighborhood revitalization and an extension of sustainability to specifically address marginal properties, affordable housing and home ownership. Under the umbrella of C.H.A.N.G.E., this project provides for funding activities related to neighborhood revitalization and housing improvements. Under acquisition activities, the City may purchase abandoned, derelict properties, or it may purchase housing subject to mortgage foreclosure actions in order to secure City funds previously loaned as part of rehabilitation activities. Improvements may be made to the properties in order to make them marketable for resale. In this manner, neighborhood conditions are improved, dwelling are resold to income-eligible households and City dollars are returned to the revolving loan fund. The Housing & Community Development Department's Homeowner Rehabilitation Program provides homeownership opportunities for low- and moderate-income households. The City strives to provide affordable homeownership opportunities throughout the City of Dubuque. The residential rehabilitation loan programs are a major element of the City's neighborhood revitalization efforts, which also include the rental dwelling rehabilitation programs, purchase and resale of dilapidated properties and home purchase assistance loans, all administered through the Housing Department. This program increases sustainability and homeownership throughout the City.

RELATIONSHIP TO OTHER PROJECTS

This project is not related to other capital projects.

OUTCOME

Livable Neighborhoods and Housing: Have more equitable residential developments and homes with a variety of housing options and price points.

FUNDING RESTRICTIONS

This project may only be funded by CDBG Entitlement and sale proceeds.

DEPARTMENT:	STATE PROGRAM:	PROJECT TITLE:	YEAR FIRST SUBMITTED:	TOTAL PROJECT COST
61 - Housing & Community Development	5C - Community & Economic Development	First-Time Home Buyer Program	FY 1999 ACTIVITY NO: 260-1234	$ 315,000

2019 EXPENSE	2020 BUDGET	PROJECT BUDGET	2021	2022	2023	2024	2025	2026
		A. EXPENDITURE ITEMS						
$ 45,000	$ 20,000	Loans	$ 50,000	$ 50,000	$ 50,000	$ 50,000	$ 50,000	$ 50,000
$ 45,000	$ 20,000	TOTAL	$ 50,000	$ 50,000	$ 50,000	$ 50,000	$ 50,000	$ 50,000
		B. PROJECT FINANCING						
$ 45,000	$ 20,000	CDBG Grant	$ 50,000	$ 50,000	$ 50,000	$ 50,000	$ 50,000	$ 50,000
$ 45,000	$ 20,000	TOTAL	$ 50,000	$ 50,000	$ 50,000	$ 50,000	$ 50,000	$ 50,000

PROJECT DESCRIPTION/JUSTIFICATION

The Comprehensive Housing Activities for Neighborhood Growth and Enrichment, or C.H.A.N.G.E. Initiative is a holistic approach to sustainability that addresses ecological, environmental integrity, economic prosperity, and social/cultural vibrancy. C.H.A.N.G.E. is a campaign of neighborhood revitalization and an extension of sustainability to specifically address marginal properties, affordable housing and homeownership. Under the umbrella of C.H.A.N.G.E., this City-wide project provides loans to income-qualifying homebuyers for down payment and/or closing costs. Assistance is offered as $5,000, interest-free loans. Buyers make principal-only payments, deferred payments loans for five years for below 30% median income; $40 per month for below 50% median income for three years, then increase to $60 for the remaining five years; or $60 per month for 51-80% median income. The HOME Workshop is a requirement for all participants.In FY 2019, loan repayments were $61,422.

RELATIONSHIP TO OTHER PROJECTS

This project is not related to other capital projects.

OUTCOME

Livable Neighborhoods and Housing: Increase the availability of affordable housing throughout the city, not in concentrated areas of poverty and low income housing.

FUNDING RESTRICTIONS

This program may only be funded with Community Development Block Grant, Sales Tax Fund (20%), or DRA Distribution)

DEPARTMENT: 61 - Housing & Community Development		STATE PROGRAM: 5C - Community & Economic Development	PROJECT TITLE: Rental Dwelling Rehabilitation Programs			YEAR FIRST SUBMITTED: FY 2004 ACTIVITY NO: 260-1233		TOTAL PROJECT COST $ 495,000
2019 EXPENSE	**2020 BUDGET**	**PROJECT BUDGET**	**2021**	**2022**	**2023**	**2024**	**2025**	**2026**
		A. EXPENDITURE ITEMS						
	$ 245,000	Loans	$ 50,000	$ 50,000	$ 50,000	$ 50,000	$ 50,000	$ 50,000
$ —	$ 245,000	TOTAL	$ 50,000	$ 50,000	$ 50,000	$ 50,000	$ 50,000	$ 50,000
		B. PROJECT FINANCING						
	$ 245,000	CDBG Grant	$ 50,000	$ 50,000	$ 50,000	$ 50,000	$ 50,000	$ 50,000
$ —	$ 245,000	TOTAL	$ 50,000	$ 50,000	$ 50,000	$ 50,000	$ 50,000	$ 50,000

PROJECT DESCRIPTION/JUSTIFICATION

The Comprehensive Housing Activities for Neighborhood Growth and Enrichment, or C.H.A.N.G.E. Initiatives is a holistic approach to sustainability that addresses ecological, environmental integrity, economic prosperity, and social/cultural vibrancy. C.H.A.N.G.E. is a campaign of neighborhood revitalization and an extension of sustainability to specifically address marginal properties, affordable housing, and home-ownership. Under the umbrella of C.H.A.N.G.E., this project provides for Community Development Block Grants (CDBG) funding to programs that are used as rehabilitation loans to owners of rental properties. This includes the Moderate-Income Rental Rehabilitation, Emergency Code Enforcement Loan, and Accessibility Rehab programs. The Moderate-Income Rehab Program, initially funded in Fiscal Year 1995, is designed to promote mixed-income tenants in rental properties. Owners receiving these loans are not required to exclusively rent units to Housing Choice Voucher participants. The Emergency Loan Program is designed to serve as a last resort alternative to posting and vacating rental properties. In these cases, when failure of a building system renders the units uninhabitable - and the owner is otherwise unwilling or unable to make comprehensive repairs - a loan may be made to correct only the deficiency. While this does not result in the more desirable complete rehabilitation of the structure, it does prevent the costly and time-consuming alternative of relocating the tenants to other housing. The entire building is inspected and must be code compliant. The Accessibility Rehab Program provides rehabilitation assistance to disabled tenants seeking to modify rental units to accommodate them. Although tenants have this right under federal fair housing laws, owners have no obligation to provide the funds. This program provides a 3-year forgivable loan up to $5,000, to owners, on behalf of the qualifying tenants. The rental dwelling rehabilitation loan programs are an element of the City's neighborhood revitalization efforts, which also include the homeowner rehabilitation programs, purchase and resale of dilapidated properties, and home purchase assistance loans, all administered through the Housing Department.

RELATIONSHIP TO OTHER PROJECTS

This project is not related to other capital projects.

OUTCOME

Livable Neighborhoods and Housing: Have more equitable residential developments and homes with a variety of housing options and price points.

FUNDING RESTRICTIONS

This program may only be funded through the Community Development Block Grant and General Funds.

DEPARTMENT: 61 - Housing & Community Development	STATE PROGRAM: 5C - Community & Economic Development	PROJECT TITLE: HUD National Disaster Resiliency Competition	YEAR FIRST SUBMITTED: FY 2017 ACTIVITY NO: 264-2690	TOTAL PROJECT COST $ 8,015,078

2019 EXPENSE	2020 BUDGET	PROJECT BUDGET	2021	2022	2023	2024	2025	2026
		A. EXPENDITURE ITEMS						
$ 1,534,167	$ 2,718,000	Construction	$ 2,718,000	$ 674,000	$ —	$ —	$ —	$ —
$ 370,911		Consultant Services	$ —	$ —	$ —	$ —	$ —	$ —
		Engineering Services	$ —	$ —	$ —	$ —	$ —	$ —
$ 1,905,078	$ 2,718,000	TOTAL	$ 2,718,000	$ 674,000	$ —	$ —	$ —	$ —
		B. PROJECT FINANCING						
$ 1,905,078	$ 2,718,000	HUD NDRC Grant	$ 2,718,000	$ 674,000	$ —	$ —	$ —	$ —
$ 1,905,078	$ 2,718,000	TOTAL	$ 2,718,000	$ 674,000	$ —	$ —	$ —	$ —

PROJECT DESCRIPTION/JUSTIFICATION

The Comprehensive Housing Activities for Neighborhood Growth and Enrichment, or C.H.A.N.G.E. Initiatives is a holistic approach to sustainability that addresses ecological, environmental integrity, economic prosperity, and social/cultural vibrancy. C.H.A.N.G.E. is a campaign of neighborhood revitalization and an extension of sustainability to specifically address marginal properties, affordable housing and home ownership. Under the umbrella of C.H.A.N.G.E., this project provides for funding activities related to the U.S. Department of Housing and Urban Development (HUD) awarding the City of Dubuque $8.4 million to assist residents in the Bee Branch Watershed to repair flood damage and make housing more resistant to future flooding. The project will provide flood-related resiliency improvements to 277 housing units over the next 4 years. The National Disaster Resiliency Grant Bee Branch Healthy Homes Program coordinates with the First Time Home Buyer Program, Lead Based Paint Hazard Control Program, Homeownership Rehabilitation Program, and the Washington Neighborhood Home Purchase and Rehabilitation programs. The City of Dubuque partnered with the State of Iowa to apply for federal funds through the National Disaster Resilience Competition (NDRC). This nearly $1 billion competition invited communities that have experienced natural disasters in 2011, 2012, or 2013 to compete for funds to help them rebuild and increase their resilience to future disasters. This project is a significant contributor to Dubuque's effort to create a viable and equitable community.

RELATIONSHIP TO OTHER PROJECTS

This project needs is related to the Bee Branch Creek Restoration Project, 17th Street Storm Sewer Improvements, and 22nd Street Storm Sewer Improvements (340-1645, 340-2690, 720-2690).

OUTCOME

Livable Neighborhoods and Housing: Have safe, healthy, inclusive neighborhoods citywide.

FUNDING RESTRICTIONS

This project may only be funded through the National Disaster Resiliency (NDR).

DEPARTMENT:	STATE PROGRAM:	PROJECT TITLE:	YEAR FIRST SUBMITTED:	TOTAL PROJECT COST
62 - Planning Services	5C - Community & Economic Development	Trail Planning	FY 2019 ACTIVITY NO: 102-2768	$ 40,000

2019 EXPENSE	2020 BUDGET	PROJECT BUDGET	2021	2022	2023	2024	2025	2026
		A. EXPENDITURE ITEMS						
		Consultant Services	$ —	$ 10,000	$ 10,000	$ 10,000	$ 10,000	$ —
$ —	$ —	TOTAL	$ —	$ 10,000	$ 10,000	$ 10,000	$ 10,000	$ —
		B. PROJECT FINANCING						
		DRA Distribution	$ —	$ 10,000	$ 10,000	$ 10,000	$ 10,000	$ —
$ —	$ —	TOTAL	$ —	$ 10,000	$ 10,000	$ 10,000	$ 10,000	$ —

PROJECT DESCRIPTION/JUSTIFICATION

This project provides annual funding for trail planning to retain a consultant to prepare preliminary plans, engineering cost estimates, and conceptual designs for the Planning Services Department to successfully apply for competitive state and federal grants for multi-use bicycle/pedestrian trails and other recreational trails, such as mountain biking. The 2017 Comprehensive Plan, "Imagine Dubuque 2037: A Call to Action", includes recommendations for trails in the Land Use Chapter. This project also would coordinate with implementation of the Dubuque Metropolitan Area Transportation Study (DMATS) 2045 Long Range Transportation Plan's existing and future regional bicycle/pedestrian plans. The City's current bike/hike network has been created almost exclusively through federal and state grants for trails and related transportation enhancements such as trailheads with parking. To compete for these grants, the City must have sufficient planning documentation meeting the application requirements.

RELATIONSHIP TO OTHER PROJECTS

This project is not related to other capital projects.

OUTCOME

Diverse Arts, Culture, Parks and Recreation: Have well-built, well-maintained and upgraded parks and park amenities.

FUNDING RESTRICTIONS

This project may only be funded with Sales Tax Fund (20%) or DRA Distribution.

DEPARTMENT: 62 - Planning Services		STATE PROGRAM: 5C - Community & Economic Development	PROJECT TITLE: Historic Preservation Technical Assistance Program			YEAR FIRST SUBMITTED: FY 2012 ACTIVITY NO: 102-2431		TOTAL PROJECT COST $ 25,000
2019 EXPENSE	**2020 BUDGET**	**PROJECT BUDGET**	**2021**	**2022**	**2023**	**2024**	**2025**	**2026**
		A. EXPENDITURE ITEMS						
		Consultant Services	$ —	$ —	$ 15,000	$ 5,000	$ 5,000	$ 15,000
$ —	$ —	TOTAL	$ —	$ —	$ 15,000	$ 5,000	$ 5,000	$ 15,000
		B. PROJECT FINANCING						
		State Grant	$ —	$ —	$ 10,000	$ —	$ —	$ 10,000
		DRA Distribution	$ —	$ —	$ 5,000	$ 5,000	$ 5,000	$ 5,000
$ —	$ —	TOTAL	$ —	$ —	$ 15,000	$ 5,000	$ 5,000	$ 15,000

PROJECT DESCRIPTION/JUSTIFICATION

This project provides for a phased program of historic and architectural surveys of Dubuque's older neighborhoods to identify cultural resources for planning and program implementation as well as neighborhood revitalization and sustainability. This project also supports registrations through nomination and listing of local historic districts, sites, and properties to the National Register of Historic Places, which facilitates access to historic tax credits and other preservation funding sources. This project can also assist with historic structure reports or surveys to facilitate rehab and adaptive reuse. City funds would be used to leverage state grants where feasible; state grants are highly competitive and can extend project timeline. This project helps to maintain status as a Certified Local Government (CLG) with the State of Iowa. The CLG program requires that historic and architectural surveys and registrations be conducted on a periodic basis. Between 2000 and 2005, nearly 5,000 structures in Dubuque's historic districts, conservation districts, and conservation planning areas were surveyed. These surveys and registrations assist Planning Services staff with conducting mandated Section 106 reviews of potential impacts to cultural resources for federally-funded housing rehab and other City projects. CLG status allows the City to conduct these reviews in-house, which streamlines project review. These surveys and registrations also assist with federal and state tax credit applications and disaster assistance. This project implements the Historic Preservation Commission's annual work plan, a key component of the City's Historic Preservation Program.

RELATIONSHIP TO OTHER PROJECTS

This project is not related to other capital projects.

OUTCOME

Partnership for a Better Dubuque: Advocate for the Dubuque community and City at state and federal levels.

FUNDING RESTRICTIONS

This project may only be funded by Sales Tax Fund (20%) or DRA Distribution.

DEPARTMENT:	STATE PROGRAM:	PROJECT TITLE:	FIRST YEAR SUBMITTED	TOTAL PROJECT COST
72-City Manager's Office Public Information Office	6C - General Government	Aerial Orthophotography and LiDAR Data Collection	FY 2011 ACTIVITY NO: 102-1070	$115,999

2019 EXPENSE	2020 BUDGET	PROJECT BUDGET	2021	2022	2023	2024	2025	2026
		A. EXPENDITURE ITEMS						
$ 911	$ 7,088	Consultant Services	$ —	$ 7,500	$ —	$ 7,500	$ —	$ 7,500
		Control and Monumentation	$ —	$ —	$ —	$ —	$ —	$ —
		Aerial Photography	$ —	$ 45,000	$ —	$ 48,000	$ —	$ 50,000
$ 911	$ 7,088	TOTAL	$ —	$ 52,500	$ —	$ 55,500	$ —	$ 57,500
		B. PROJECT FINANCING						
$ 911	$ 7,088	DRA Distribution	$ —	$ 52,500	$ —	$ 55,000	$ —	$ 57,500
$ 911	$ 7,088	TOTAL	$ —	$ 52,500	$ —	$ 55,000	$ —	$ 57,500

PROJECT DESCRIPTION/JUSTIFICATION

Initial funding for this project, including consultant services, control and monumentation, aerial photography, LiDAR data,and quality control/assurance for this project was provided in FY19 and will be completed in Spring 2020 as weather permits. For future improvements to this project, money has been requested on a biennial basis to update photography and to procure a consultant to manage those projects. The updated photography continually assists the City and partnering agencies in project and economic development, public safety, and requirements by the FAA for the electronic airport layout plan (eALP).

RELATIONSHIP TO OTHER PROJECTS

This project is not related to other capital projects.

OUTCOME

Robust Local Economy: Have the infrastructure and amenities to support economic development and growth: industrial/business parks, streets and utilities, air service and housing.

FUNDING RESTRICTIONS

This project may only be funded by Sales Tax Fund (20%) or DRA Distribution/Gaming.

DEPARTMENT:	STATE PROGRAM:	PROJECT TITLE:	YEAR FIRST SUBMITTED:	TOTAL PROJECT COST
72 - City Manager's Office	6C - General Government	Municipal & Community Green House Gas Inventory and Climate Action Planning	FY 2018 ACTIVITY NO: 101-2682	$150,000

2019 EXPENSE	2020 BUDGET	PROJECT BUDGET	2021	2022	2023	2024	2025	2026
		A. EXPENDITURE ITEMS						
$ —	$ 100,000	Service Contract	$ —	$ —	$ 50,000	$ —	$ —	$ 50,000
$ —	$ 100,000	TOTAL	$ —	$ —	$ 50,000	$ —	$ —	$ 50,000
		B. PROJECT FINANCING						
	$ 100,000	Sales Tax Fund (20%)	$ —	$ —	$ 50,000	$ —	$ —	$ 50,000
$ —	$ 100,000	TOTAL	$ —	$ —	$ 50,000	$ —	$ —	$ 50,000

PROJECT DESCRIPTION/JUSTIFICATION

This project will provide funding for the City to hire a consultant to update the community's greenhouse gas (GHG)inventory and community climate action plan. The community inventory was first completed in 2011, and best practices indicate it should be updated every three years. The updated inventory will track progress towards the 50% by 2030 Community Climate Action & Resiliency Plan approved by City Council in 2013. The contract would request a consultant to work closely with City departments to collect data regarding building energy use, fleet operations, and other GHG-emitting municipal sources. The contract would also request a consultant to work with the City and other community partners to update the community's GHG inventory and ensure complete final documentation to comply with the City's national commitments, including the Compact of Mayors. In 2015, Mayor Buol signed on to the Compact of Mayors, which commits Dubuque to developing a GHG mitigation and climate adaptation plan within three years. Part of this requirement is reporting municipal and community data via an internationally-recognized reporting protocol such as the Carbon Disclosure Project. Lastly, the hired consultant would work with a community-based steering committee to update the community climate action plan, which should be updated on a regular basis.

RELATIONSHIP TO OTHER PROJECTS

This project is not related to other capital projects.

OUTCOME

Sustainable Environment: Reduce the community’s carbon footprint (50% by 2030).

FUNDING RESTRICTIONS

This project may only be funded by Sales Tax Fund (20%) or DRA Distribution/Gaming.

DEPARTMENT:	STATE PROGRAM:	PROJECT TITLE:	YEAR FIRST SUBMITTED:	TOTAL PROJECT COST
72 - City Manager's Office	6C - General Government	Downtown Urban Renewal Area Non-Profit Weatherization Improvements Assistance	FY 2020 ACTIVITY NO: 360-2807	$600,000

2019 EXPENSE	2020 BUDGET	PROJECT BUDGET	2021	2022	2023	2024	2025	2026
		A. EXPENDITURE ITEMS						
	$ 100,000	Construction	$ 100,000	$ 100,000	$ 100,000	$ 100,000	$ 100,000	$ 50,000
$ —	$ 100,000	TOTAL	$ 100,000	$ 100,000	$ 100,000	$ 100,000	$ 100,000	$ 50,000
		B. PROJECT FINANCING						
	$ 100,000	Greater Downtown TIF	$ 100,000	$ 100,000	$ 100,000	$ 100,000	$ 100,000	$ 50,000
$ —	$ 100,000	TOTAL	$ 100,000	$ 100,000	$ 100,000	$ 100,000	$ 100,000	$ 50,000

PROJECT DESCRIPTION/JUSTIFICATION

This project will provide funding for matching grants to assist non-profits in the Greater Downtown TIF area to make energy efficiency improvements to their buildings, including weatherization measures, HVAC system upgrades, alternative energy sources, and other work to decrease their utility bills. This reduction in annual operating costs will allow non-profits to invest more funds in achieving their organization's mission. Energy efficiency improvements not only result in financial savings to the organization but will also help to meet the 50% by 2030 Community Climate Action & Resiliency Plan goals approved by City Council in 2013. The program builds on the success of the Energy Efficiency Revolving Loan Fund (EELF) that is currently available to private businesses, which was created using funds the City received from the 2009 American Recovery & Reinvestment Act, and the Grants to Green program, a Community Foundation of Greater Dubuque program which invested over $1.2 million in energy efficiency projects for non-profits. Ongoing community conversations have demonstrated a continued need to fill the gap between available utility rebates and the amount non-profits are able to pay for energy efficiency improvements. Similar to the existing EELF, non-profits may be able use funds for renewable energy installation, if all reasonable efficiency improvements have been made, in order to further reduce their utility costs and reduce their negative environmental impact. Additional criteria and an application has been developed.

RELATIONSHIP TO OTHER PROJECTS

This project is related to the Downtown URA Non-Profit Accessibility Assistance Program (CIP #3602802).

OUTCOME

Sustainable Environment: Reduce the community's carbon footprint (50% by 2030).

FUNDING RESTRICTIONS

This project may only be funded by Greater Downtown TIF.

DEPARTMENT: 73-City Clerk's Office		STATE PROGRAM: 6C - General Government	PROJECT TITLE: City Clerk's Office Redesign			FIRST YEAR SUBMITTED FY 2021 ACTIVITY NO: 101-2863		TOTAL PROJECT COST $30,400
2019 EXPENSE	**2020 BUDGET**	**PROJECT BUDGET**	**2021**	**2022**	**2023**	**2024**	**2025**	**2026**
		A. EXPENDITURE ITEMS						
		Design & Engineering	$ 5,000	$ —	$ —	$ —	$ —	$ —
		Construction	$ —	$ 25,000	$ —	$ —	$ —	$ —
		Telephone/Computer Relocate	$ —	$ 400	$ —	$ —	$ —	$ —
$ —	$ —	TOTAL	$ 5,000	$ 25,400	$ —	$ —	$ —	$ —
		B. PROJECT FINANCING						
		DRA Gaming	$ 5,000	$ 22,900	$ —	$ —	$ —	$ —
		DRA Distribution	$ —	$ 2,500	$ —	$ —	$ —	$ —
$ —	$ —	TOTAL	$ 5,000	$ 25,400	$ —	$ —	$ —	$ —

PROJECT DESCRIPTION/JUSTIFICATION

This CIP allows for the redesign of the City Clerk's Office space. The office was last redesigned in July 2007. Recent digitization and organization of records will help open the floor plan to an efficient design that will accommodate clearer communication between staff, efficient access to records, allow for a private office for the City Clerk, create potential for future secretarial staff space, and develop a more accommodating customer connection. Coordinating the redesign with that of the Utility Billing and Finance Department areas will create a cohesive look on the first floor of City Hall and establish a comfortable customer service atmosphere.

RELATIONSHIP TO OTHER PROJECTS

This project is not related to other capital projects.

OUTCOME

Financially Responsible, High Performance City Organization: Provide easy access to City information and services for all.

FUNDING RESTRICTIONS

This project may only be funded by DRA distribution/gaming.

DEPARTMENT: 74 - Finance		STATE PROGRAM: 6C - General Government	PROJECT TITLE: General Ledger Software			YEAR FIRST SUBMITTED: FY 2016 ACTIVITY NO: 350-1025		TOTAL PROJECT COST $1,000,000
2019 EXPENSE	**2020 BUDGET**	**PROJECT BUDGET**	**2021**	**2022**	**2023**	**2024**	**2025**	**2026**
		A. EXPENDITURE ITEMS						
		Software	$ 250,000	$ 750,000	$ —	$ —	$ —	$ —
$ —	$ —	TOTAL	$ 250,000	$ 750,000	$ —	$ —	$ —	$ —
		B. PROJECT FINANCING						
		G.O. Debt (Sales Tax Fund 20%)	$ 250,000	$ 750,000	$ —	$ —	$ —	$ —
$ —	$ —	TOTAL	$ 250,000	$ 750,000	$ —	$ —	$ —	$ —

PROJECT DESCRIPTION/JUSTIFICATION

This project provides for a major upgrade to the financial and utility billing software systems. The City has used the FinancePlus and CommunityPlus products since the early 1990s. Finance is looking for a more robust budgeting module; automated streamline workflows for the purchasing, accounts payable,human resources, and payroll modules; and easier integration of data between other City databases such as Socrata (open expenses/budget) and GIS. The planning process to begin selecting a new enterprise resource planning (ERP) financial system began in Fall 2019. Based on research, the selection and implementation of a new system will take approximately 3 years. The first six months will entail reviewing and revising business processes (January - June 2020). The next six months will focus on determining what is needed in the ERP and writing an RFP, doing software demonstrations, and selecting a vendor (July - December 2020). The second year will involve implementation of the main financial core of the system (January 2021 - January 2022). The third and final year will include implementation of the human resources module and other modules of the system (February 2022 - February 2023). Due to the highly technical and complicated components of reviewing business processes, determining organizational readiness for implementation, determining the necessary components of the ERP system, writing an RFP, and selecting and implementing a software, the City has contracted with the Government Finance Officers Association Research and Consulting CEnter for ERP selection advisory services. The ERP selection advisory services include: (1) Project planning, including governance support, project plan, project documentation, and project management; (2) needs assessment and process analysis, including facilitation of business process mapping sessions; (3) developing RFP which includes determining the project scope; (4) evaluation and selection of a vendor, including software demos; and (5) contract negotiations.

RELATIONSHIP TO OTHER PROJECTS

This project is not related to other capital improvement projects.

OUTCOME

Financially Responsible, High Performance City Organization: Secure City information, including personal information.

FUNDING RESTRICTIONS

This project may only be funded by Sales Tax Fund (20%) or DRA Distribution/Gaming.

DEPARTMENT:	STATE PROGRAM:	PROJECT TITLE:	YEAR FIRST SUBMITTED:	TOTAL PROJECT COST
77 - Information Services	8C - Business Type	City-Wide Computer and Printer Replacements	ACTIVITY NO: 720, 710, 670 730, 810, 940 740-1069	$456,644

2019 EXPENSE	2020 BUDGET	PROJECT BUDGET	2021	2022	2023	2024	2025	2026
		A. EXPENDITURE ITEMS						
$ 2,633	$ 8,175	Computer Tablets	$ 3,900	$ 3,050	$ 3,900	$ 8,650	$ 2,000	$ —
$ 118,269	$ 71,284	Computers	$ 25,675	$ 7,000	$ 43,237	$ 72,687	$ 21,200	$ —
	$ 5,432	Printers/Scanners/Plotter	$ 600	$ 600	$ 600	$ —	$ 250	$ —
$ 9,835	$ 6,367	Servers	$ —	$ 30,500	$ 10,800	$ —	$ —	$ —
$ 130,737	$ 91,258	TOTAL	$ 30,175	$ 41,150	$ 58,537	$ 81,337	$ 23,450	$ —
		B. PROJECT FINANCING						
	$ 20,266	Solid Waste Collection Fund	$ 5,368	$ —	$ 1,234	$ 4,834	$ 4,800	$ —
$ 14,496	$ 4,834	Transit/Landfill Fund	$ 2,550	$ 36,600	$ 13,700	$ 23,478	$ 950	$ —
	$ 20,584	Stormwater Construction Fund	$ 11,119	$ 2,100	$ 6,984	$ 10,584	$ 9,600	$ —
$ 73,312	$ 5,950	Water Construction Fund	$ 569	$ —	$ —	$ 4,834	$ —	$ —
	$ 11,201	Parking Construction Fund	$ —	$ —	$ 10,000	$ 22,422	$ —	$ —
$ 41,146	$ 20,123	Sanitary Sewer Construction Fund	$ 6,169	$ 250	$ 14,069	$ 15,185	$ 3,700	$ —
$ 1,783	$ 8,300	Garage Service Fund	$ 4,400	$ 2,200	$ 12,550	$ —	$ 4,400	$ —
$ 130,737	$ 91,258	TOTAL	$ 30,175	$ 41,150	$ 58,537	$ 81,337	$ 23,450	$ —

PROJECT DESCRIPTION/JUSTIFICATION

This project provides for replacement of computers and printers for all enterprise-type City departments. This reflects a four-year replacement schedule for computers, a five-year replacement schedule for printers and a two-year replacement schedule for computer tablets. Software capabilities continue to out pace hardware and also provide continued opportunity for productivity enhancement. In the past we tried to maintain a five year replacement schedule. However, this has been ineffective and is at least a year too long, based on the pace of hardware and software industries.

RELATIONSHIP TO OTHER PROJECTS

This project is not related to other capital projects.

OUTCOME

Financially Responsible, High Performance City Organization: Easy, convenient access to City information and services.

FUNDING RESTRICTIONS

This project may only be funded by City enterprise funds.

DEPARTMENT:	STATE PROGRAM:	PROJECT TITLE:	YEAR FIRST SUBMITTED:	TOTAL PROJECT COST
77 - Information Services	8C - Business Type	Citywide Multifunction Replacement	FY 2020	
			ACTIVITY NO: 600-2435	
			670/710/730 740/810	$36,128

2019 EXPENSE	2020 BUDGET	PROJECT BUDGET	2021	2022	2023	2024	2025	2026
		A. EXPENDITURE ITEMS						
	$ 7,068	Multifunction Machine	$ 29,060	$ —	$ —	$ —	$ —	$ —
$ —	$ 7,068	TOTAL	$ 29,060	$ —	$ —	$ —	$ —	$ —
		B. PROJECT FINANCING						
		Transit Fund	$ 4,580	$ —	$ —	$ —	$ —	$ —
	$ 944	Solid Waste Fund	$ 2,547	$ —	$ —	$ —	$ —	$ —
	$ 945	Sanitary Sewer Construction Fund	$ 4,963	$ —	$ —	$ —	$ —	$ —
		Parking	$ 3,070	$ —	$ —	$ —	$ —	$ —
	$ 1,889	Water Construction Fund	$ 9,620	$ —	$ —	$ —	$ —	$ —
	$ 3,290	Garage Services Fund	$ 4,280	$ —	$ —	$ —	$ —	$ —
$ —	$ 7,068	TOTAL	$ 29,060	$ —	$ —	$ —	$ —	$ —

PROJECT DESCRIPTION/JUSTIFICATION

This project would replace all multifunction devices (printer/copier/scanners) over a period of 2 years. These devices were last replaced in July of 2014 and will be 5 years old in 2020. Beginning in 2008, the City replaced over 300 standalone printers, copiers and scanners with sixty two (62) multifunction machines. At the same time, Rightfax electronic faxing was implemented, replacing standalone fax machines. Prior to 2008, there were 7 different copier/printer vendors and no standard purchasing contract or strategy for office equipment to leverage volume production. It is conservatively estimated that a $90,000/year savings results from the city's move from standalone printers, copiers and fax machines to multifunction machines. Savings result from a reduced price per print/copy which currently is .0068 per black and white copy/print and .0498 per color copy/print. In addition, departments have benefited from an expanded use of Laserfiche document management with improved scanning methods. The multifunction devices also provide a higher quality, more consistent print/copy environment. A majority of the fleet of multifunction machines will be reaching an end of useful life in 2019, which means an expected maximum number of copies/prints has been reached and machine failures and calls for service will increase.

RELATIONSHIP TO OTHER PROJECTS

This project is not related to other projects.

OUTCOME

Financially Responsible, High Performance City Organization: Secure City information, including personal information.

FUNDING RESTRICTIONS

This project may only be funded by City enterprise funds.

DEPARTMENT: 77 - Information Services	STATE PROGRAM: 6C - General Government	PROJECT TITLE: City-Wide Computer and Printer Replacements	YEAR FIRST SUBMITTED:	ACTIVITY NO: 300, 350 101, 102, 290 100-1069	TOTAL PROJECT COST $4,247,304

2019 EXPENSE	2020 BUDGET	PROJECT BUDGET	2021	2022	2023	2024	2025	2026
		A. EXPENDITURE ITEMS						
$ 23,678	$ 34,613	Computer Tablets	$ 15,579	$ 55,379	$ 36,968	$ 15,028	$ 22,499	$ —
$ 341,791	$ 259,785	Computers	$ 200,508	$ 498,725	$ 233,954	$ 237,422	$ 197,570	$ —
	$ 1,640	Printers/Scanners/Plotter	$ 2,900	$ 500	$ 4,175	$ 4,000	$ 2,900	$ —
$ 77,560	$ 482,596	Servers	$ 364,036	$ 413,200	$ 233,000	$ 338,274	$ 39,374	$ —
		Software	$ 37,000	$ 36,000	$ 14,000	$ 3,550	$ 19,100	$ —
$ 443,029	$ 778,634	TOTAL	$ 620,023	$ 1,003,804	$ 522,097	$ 598,274	$ 281,443	$ —
		B. PROJECT FINANCING						
	$ 300,000	General Fund	$ —	$ —	$ —	$ —	$ —	$ —
	$ 138,095	Sales Tax Fund (20%)	$ 208,926	$ 483,309	$ —	$ —	$ —	$ —
$ 443,029	$ 217,156	DRA Distribution	$ 405,827	$ 507,195	$ 505,597	$ 595,204	$ 278,373	$ —
	$ 116,483	Sales Tax Fund (30%)	$ 2,200	$ 13,300	$ 16,500	$ —	$ —	$ —
$ 4,740	$ 6,900	Cable TV Fund	$ 3,070	$ —	$ —	$ 3,070	$ 3,070	$ —
		CDBG Grant Fund	$ —	$ —	$ —	$ —	$ —	$ —
$ 447,769	$ 778,634	TOTAL	$ 620,023	$ 1,003,804	$ 522,097	$ 598,274	$ 281,443	$ —

PROJECT DESCRIPTION/JUSTIFICATION

This project provides for replacement of computers and printers for all City departments except those funded through Community Development Block Grant or Housing grant funds. This reflects a four-year replacement schedule for micros, a five-year replacement schedule for printers and a two-year replacement schedule for computer tablets. Software capabilities continue to out pace hardware and also provide continued opportunity for productivity enhancement. In the past we tried to maintain a five year replacement schedule. However, this has been ineffective and is at least a year too long, based on the pace of hardware and software industries.

RELATIONSHIP TO OTHER PROJECTS

This project is not related to other capital projects.

OUTCOME

Financially Responsible, High Performance City Organization: Easy, convenient access to City information and services.

FUNDING RESTRICTIONS

This project may only be funded by Sales Tax Funds, CDBG, and DRA Gaming/Distribution.

DEPARTMENT: 77 - Information Services	STATE PROGRAM: 6C - General Government	PROJECT TITLE: Citywide Multifunction Replacement	YEAR FIRST SUBMITTED: FY2020 ACTIVITY NO: 250-2435 350-2435	TOTAL PROJECT COST $230,529

2019 EXPENSE	2020 BUDGET	PROJECT BUDGET	2021	2022	2023	2024	2025	2026
		A. EXPENDITURE ITEMS						
	$ 134,875	Multifunction Machine	$ 95,654	$ —	$ —	$ —	$ —	$ —
$ —	$ 134,875	TOTAL	$ 95,654	$ —	$ —	$ —	$ —	$ —
		B. PROJECT FINANCING						
	$ 134,875	Sales Tax Fund (20%)	$ 91,974	$ —	$ —	$ —	$ —	$ —
		Road Use Tax Fund	$ 3,680	$ —	$ —	$ —	$ —	$ —
$ —	$ 134,875	TOTAL	$ 95,654	$ —	$ —	$ —	$ —	$ —

PROJECT DESCRIPTION/JUSTIFICATION

This project would replace all multifunction devices (printer/copier/scanners) over a period of 2 years. These devices were last replaced in July of 2014 and will be 5 years old in 2020. Beginning in 2008, the City replaced over 300 standalone printers, copiers and scanners with sixty two (62) multifunction machines. At the same time, Rightfax electronic faxing was implemented, replacing standalone fax machines. Prior to 2008, there were 7 different copier/printer vendors and no standard purchasing contract or strategy for office equipment to leverage volume production. It is conservatively estimated that a $90,000/year savings results from the city's move from standalone printers, copiers and fax machines to multifunction machines. Savings result from a reduced price per print/copy which currently is .0068 per black and white copy/print and .0498 per color copy/print. In addition, departments have benefited from an expanded use of Laserfiche document management with improved scanning methods. The multifunction devices also provide a higher quality, more consistent print/copy environment. A majority of the fleet of multifunction machines will be reaching an end of useful life in 2019, which means an expected maximum number of copies/prints has been reached and machine failures and calls for service will increase.

RELATIONSHIP TO OTHER PROJECTS

This project is not related to other projects.

OUTCOME

Financially Responsible, High Performance City Organization: Have well maintained City infrastructure

FUNDING RESTRICTIONS

This project may only be funded by Sales Tax Funds or DRA Distribution/Gaming.

DEPARTMENT:	STATE PROGRAM:	PROJECT TITLE:	YEAR FIRST SUBMITTED:	TOTAL PROJECT COST
77 - Information Services	6C - General Government	Network Security Risk Assessment	FY 2019	
			ACTIVITY NO: 102-2808	
			350-2808	$ 82,000

2019 EXPENSE	2020 BUDGET	PROJECT BUDGET	2021	2022	2023	2024	2025	2026
		A. EXPENDITURE ITEMS						
	$ 15,000	Consultant Services	$ 22,000	$ 15,000	$ 15,000	$ 15,000	$ —	$ —
$ —	$ 15,000	TOTAL	$ 22,000	$ 15,000	$ 15,000	$ 15,000	$ —	$ —
		B. PROJECT FINANCING						
	$ 15,000	DRA Distribution	$ 10,000	$ 10,000	$ 10,000	$ 10,000	$ —	$ —
		Sales Tax Fund (20%)	$ 12,000	$ 5,000	$ 5,000	$ 5,000	$ —	$ —
$ —	$ 15,000	TOTAL	$ 22,000	$ 15,000	$ 15,000	$ 15,000	$ —	$ —

PROJECT DESCRIPTION/JUSTIFICATION

This project would addresses the outcome of secure city information and data using "best practices" to ensure secure City information, including personal information. According to the IBM Security and Ponemon Institute's "2019 Cost of Data Breach Study: Global Overview," the average cost for each lost or stolen record containing sensitive and confidential information is $150.This increase is 1.5% over the previous year and continues to grow. A majority of malious attacks can be attributed to human error and issues with systems such as lack of security patching. Although t$150 per record lost would seem a small amount, when scaled to databases maintained on city hosted systems, a breach of the Utility Billing database alone would bear a total cost of over $3.6 million in remediation and 279 days to identify, contain and recover from the breach. Best practices of cyber-liability and security support a multi-year effort to assess network security, make recommendations for necessary changes, conduct remediation (or follow-up with future budget requests) on any issues discovered, test modifications for security and train staff and end-users. This project would include services for full network penetration testing of existing network assets. Follow-up assessments and testing of effectiveness of changes made are recommended for future years.

RELATIONSHIP TO OTHER PROJECTS

This project is not related directly to other capital projects.

OUTCOME

Financially Responsible, High Performance City Organization: Secure City information and data, including personal information using "Best Practices."

FUNDING RESTRICTIONS

This project may only be funded by Sales Tax Fund (20%) or DRA Distribution/Gaming.

DEPARTMENT: 77 - Information Services		STATE PROGRAM: 6C - General Government	PROJECT TITLE: Layer 2 Redundant Network Switch			YEAR FIRST SUBMITTED: FY 2018 ACTIVITY NO: 102-2809		TOTAL PROJECT COST $ 149,229
2019 EXPENSE	**2020 BUDGET**	**PROJECT BUDGET**	**2021**	**2022**	**2023**	**2024**	**2025**	**2026**
		A. EXPENDITURE ITEMS						
		Equipment	$ 63,000	$ 65,229	$ —	$ —	$ —	$ —
		Design & Engineering	$ 11,000	$ 10,000	$ —	$ —	$ —	$ —
$ —	$ —	TOTAL	$ 74,000	$ 75,229	$ —	$ —	$ —	$ —
		B. PROJECT FINANCING						
		DRA Distribution	$ 74,000	$ 75,229	$ —	$ —	$ —	$ —
$ —	$ —	TOTAL	$ 74,000	$ 75,229	$ —	$ —	$ —	$ —

PROJECT DESCRIPTION/JUSTIFICATION

This project would provide a redundant 10G core fiber switch and a 1000Base-T switch and necessary transceivers to connect the secondary core switch to the primary core switch as 40G interfaces over single mode fiber. This project includes technical services to configure and install the secondary core switches. This project would provide critical network support and availability for sites at City Hall Annex, City Hall and DLEC -- serving the City's most critical users and assets and maximizing up-time and throughput. The City's enterprise network core and aggregation layers have moved to 10 Gigabit Ethernet (GbE) switching environment to accommodate high bandwidth users such as CCTV for sewer cameras, High-Definition (HD) video, GIS and a infrastructure with high virtualization -- driving the need for resilient, high-bandwidth access networks. To meet these challenges the City's network solutions must not only provide better performance, port density, reliability, security, and Quality of Service (QoS), but also a resiliency at a data link layer (layer 2) to maximize and balance loads along with providing a failover at the most critical part of the infrastructure. As the City enters into more public/private conduit and fiber optic sharing agreements this level of redundancy will provide for a more resilient network with seamless failover occurring.

RELATIONSHIP TO OTHER PROJECTS

This project is not related to other projects.

OUTCOME

Financially Responsible, High Performance City Organization: Easy, convenient access to City information and services.

FUNDING RESTRICTIONS

This project may only be funded by Sales Tax Fund (20%) or DRA Distribution/Gaming.

DEPARTMENT:	STATE PROGRAM:	PROJECT TITLE:	YEAR FIRST SUBMITTED:	TOTAL PROJECT COST
77 - Information Services	6C - General Government	Enterprise Firewall Security Gateway Cluster	2021 ACTIVITY NO: 350-2862	$ 37,955

2019 EXPENSE	2020 BUDGET	PROJECT BUDGET	2021	2022	2023	2024	2025	2026
		A. EXPENDITURE ITEMS						
		Security Appliances	$ 28,860	$ —	$ —	$ —	$ —	$ —
		Installation	$ 9,095	$ —	$ —	$ —	$ —	$ —
$ —	$ —	TOTAL	$ 37,955	$ —	$ —	$ —	$ —	$ —
		B. PROJECT FINANCING						
		Sales Tax Fund (20%)	$ 37,955	$ —	$ —	$ —	$ —	$ —
$ —	$ —	TOTAL	$ 37,955	$ —	$ —	$ —	$ —	$ —

PROJECT DESCRIPTION/JUSTIFICATION

This project would provide an enterprise-grade Firewall in a security gateway cluster configuration. This solution includes two firewalls. The existing firewalls would be retained to handle internal segmentation functionality. This configuration would not only provide intrusion protection, prevention of attacks such as Denial of Service, network traffic rules and routing, but also user and device behavior insights, malware monitoring using network traffic patterns, connection and interface for all devices including mobile monitoring and load balancing of network resources for better performance. This solution would work in concert with exisiting virus and malware prevention applications to provide a complete and cohesive security solution monitored and administered from one control center.

RELATIONSHIP TO OTHER PROJECTS

This project is not related to other capital projects.

OUTCOME

Financially Responsible, High Performance City Organization: Secure City information and data using the “Best Practices.”

FUNDING RESTRICTIONS

This project may only be funded by Sales Tax Fund (20%) or DRA Distribution/Gaming.

DEPARTMENT: 77 - Information Services		STATE PROGRAM: 6C - General Government	PROJECT TITLE: Ransomware Defender and File Recovery			YEAR FIRST SUBMITTED: 2021 ACTIVITY NO: 102-2864		TOTAL PROJECT COST $ 50,610
2019 EXPENSE	**2020 BUDGET**	**PROJECT BUDGET**	**2021**	**2022**	**2023**	**2024**	**2025**	**2026**
		A. EXPENDITURE ITEMS						
		Software and 3 year Support	$ 47,400	$ —	$ —	$ 3,210	$ —	$ —
$ —	$ —	TOTAL	$ 47,400	$ —	$ —	$ 3,210	$ —	$ —
		B. PROJECT FINANCING						
		DRA Distribution	$ 47,400	$ —	$ —	$ 3,210	$ —	$ —
$ —	$ —	TOTAL	$ 47,400	$ —	$ —	$ 3,210	$ —	$ —

PROJECT DESCRIPTION/JUSTIFICATION

City governments continue to fall victim to ransomware threats and the subsequent loss of data. Not only are large ransomware demands made, the cost to recover and the amount of downtime can be extraordinary. For example, the City of Baltimore experienced downtime for many systems for over a month with cost estimates of over $18 million dollars to recover. The City of Atlanta estimates their ransomware recovery costs at over $17 million. On average, ransomware downtime costs organizations more than $64,000 per incident. This project will provide software that will allow for automating recovery of key files in the event of a failover or failback, including built-in disaster recovery logic and policies. This software also allows staff the ability to audit file changes and deletions in real time and historically. In addition, this software contains active auditing that can detect large amounts of file moving/deletion/changing. The included ransomware module monitors user behavior to detect, stop and recover from ransomware attacks and will automatically lock down a user or data if an attack is suspected. This software also has a “self-service” recovery feature that end users can use to recover files without Information Services intervention.

RELATIONSHIP TO OTHER PROJECTS

This project is not related to other capital projects.

OUTCOME

Financially Responsible, High Performance City Organization: Secure City information and data using the “Best Practices.”

FUNDING RESTRICTIONS

This project may only be funded by Sales Tax Fund (20%) or DRA Distribution/Gaming.

DEPARTMENT:	STATE PROGRAM:	PROJECT TITLE:	YEAR FIRST SUBMITTED:	TOTAL PROJECT COST
77 - Information Services	6C - General Government	Network Monitoring & Troubleshooting Software	2021 ACTIVITY NO: 350-2865	$ 30,240

2019 EXPENSE	2020 BUDGET	PROJECT BUDGET	2021	2022	2023	2024	2025	2026
		A. EXPENDITURE ITEMS						
		Software	$ 30,240	$ —	$ —	$ —	$ —	$ —
$ —	$ —	TOTAL	$ 30,240	$ —	$ —	$ —	$ —	$ —
		B. PROJECT FINANCING						
		Sales Tax Fund (20%)	$ 30,240	$ —	$ —	$ —	$ —	$ —
$ —	$ —	TOTAL	$ 30,240	$ —	$ —	$ —	$ —	$ —

PROJECT DESCRIPTION/JUSTIFICATION

This project would provide a "total view" of all network endpoints for both city and traffic networks. The software continually tracks and monitors network devices alerting and and analyzing when, where and why problems have occurred and offering solutions for remediation. The software would monitor up to 7,000 devices including firewalls, switches, routers and adapters. The growth and interconnectedness of both networks has brought us to a need for an ability to view, monitor and analyze the whole network - not just segments. This is more than a solution to identify and alert — by using an artificial intelligence engine it also analyzes and resolves issues using a dynamically updated engine of patterns of network behavior. The City has great dependence on network resources including traffic cameras and connectivity between sites. There is also a great expectation of performance when accessing those resources and without a holistic approach it is not timely nor sometimes even impossible task to identify issues and follow-up with a fix.

RELATIONSHIP TO OTHER PROJECTS

This project is not related to other capital projects.

OUTCOME

Financially Responsible High Performance City Organization: Secure City Information Using "Best Practices."

FUNDING RESTRICTIONS

This project may only be funded by Sales Tax Fund (20%) or DRA Distribution/Gaming.

DEPARTMENT: 77 - Information Services		STATE PROGRAM: 6C - General Government	PROJECT TITLE: 3rd Street Data Center			YEAR FIRST SUBMITTED: FY 2020 ACTIVITY NO:		TOTAL PROJECT COST $ 303,000
2019 EXPENSE	**2020 BUDGET**	**PROJECT BUDGET**	**2021**	**2022**	**2023**	**2024**	**2025**	**2026**
		A. EXPENDITURE ITEMS						
		Server and Storage	$ —	$ —	$ —	$ 250,000	$ —	$ —
		Generator and Electrical	$ —	$ —	$ —	$ 53,000	$ —	$ —
$ —	$ —	TOTAL	$ —	$ —	$ —	$ 303,000	$ —	$ —
		B. PROJECT FINANCING						
		DRA Distribution	$ —	$ —	$ —	$ 303,000	$ —	$ —
$ —	$ —	TOTAL	$ —	$ —	$ —	$ 303,000	$ —	$ —

PROJECT DESCRIPTION/JUSTIFICATION

This project would provide funding for storage and licensing to complete the build of a third data center located at 3rd Street. A data center is a facility used to house computer systems and associated components, such as telecommunications and storage systems. It includes redundant or backup power supplies, redundant data communications connections, environmental controls (e.g., air conditioning, fire suppression), and various security devices. Data centers are currently housed at DLEC and City Hall Annex. This project creates a replicated server environment at a location that is at a distance away from the two existing data centers which would provide for high availability of critical technology resources if one of the other sites fail or have a physical threat or damage. Servers, storage and telecommunications for traffic would be housed at this location. The proposed 3rd Street data center site is hardened and has back-up power as part of a public/private partnership with ImOn Communications. This project would allow for a failover site meaning either of the other data centers could become available with minimal impact on end-users.

RELATIONSHIP TO OTHER PROJECTS

This project is not related to other capital projects.

OUTCOME

Financially Responsible, High Performance City Organization: Secure City information and data, including personal information, using “Best Practices."

FUNDING RESTRICTIONS

This project may only be funded by Sales Tax Fund (20%) or DRA Distribution/Gaming.