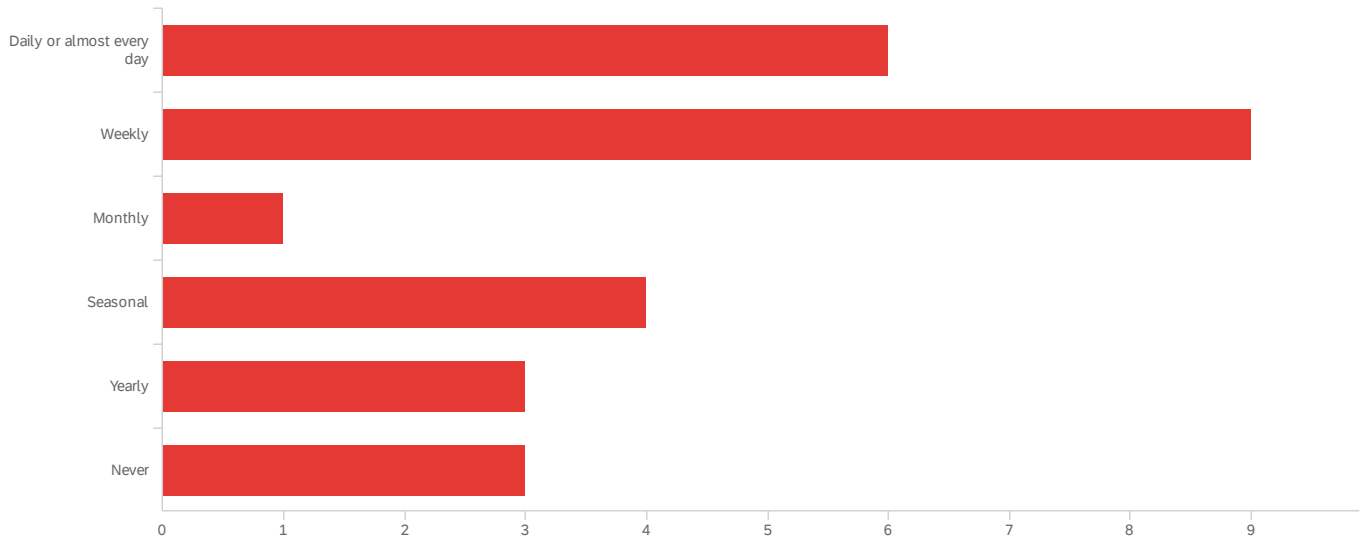


Q3 - How often do you or household members use or come in contact with Dubuque's public bus shelters? *

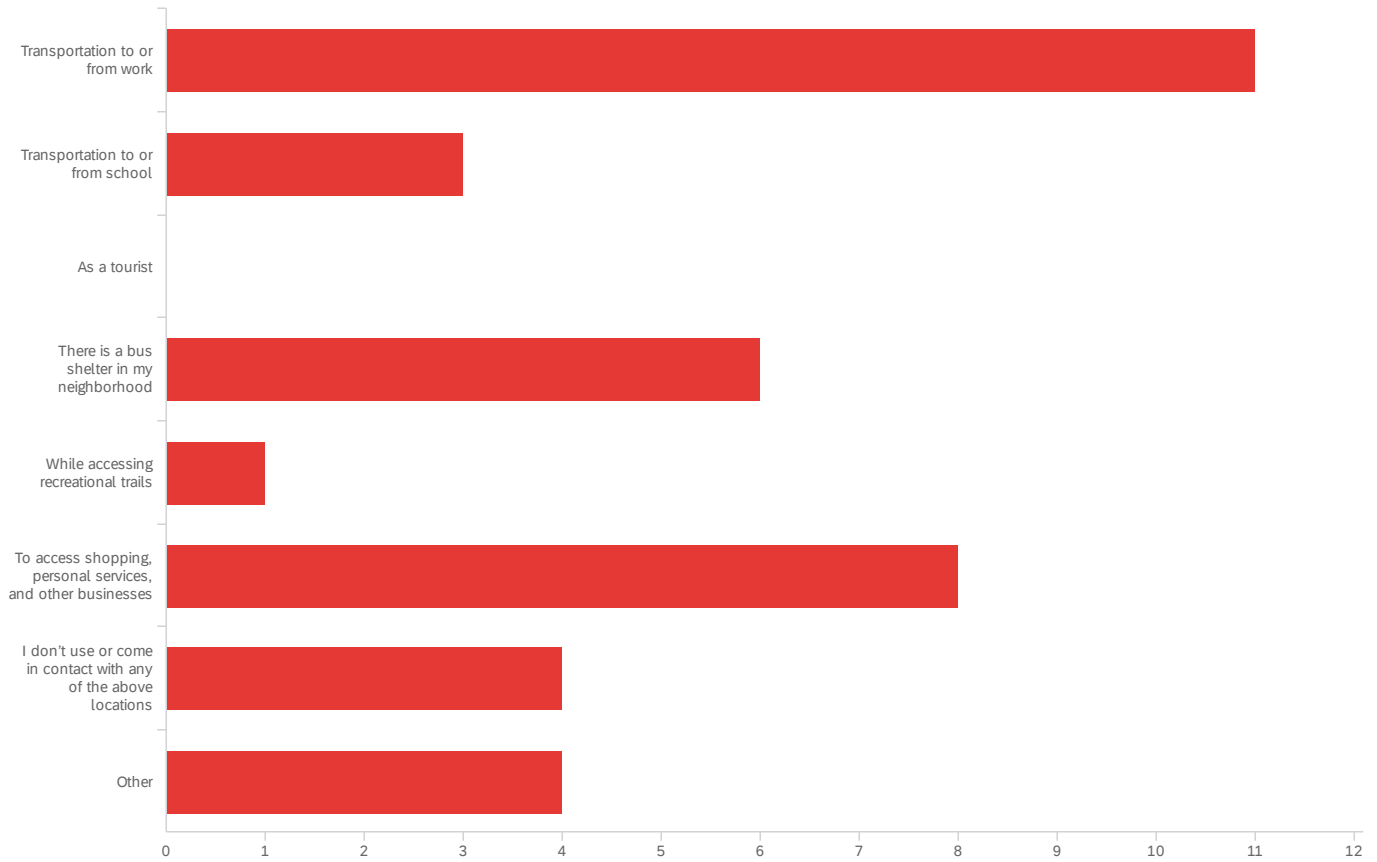


#	Field	Minimum	Maximum	Mean	Std Deviation	Variance	Count
1	How often do you or household members use or come in contact with Dubuque's public bus shelters? *	1.00	6.00	2.92	1.71	2.92	26

#	Field	Choice Count
1	Daily or almost every day	23.08% 6
2	Weekly	34.62% 9
3	Monthly	3.85% 1
4	Seasonal	15.38% 4
5	Yearly	11.54% 3
6	Never	11.54% 3

Q4 - Why do you use or come in contact with any of 14 bus shelter locations above? *

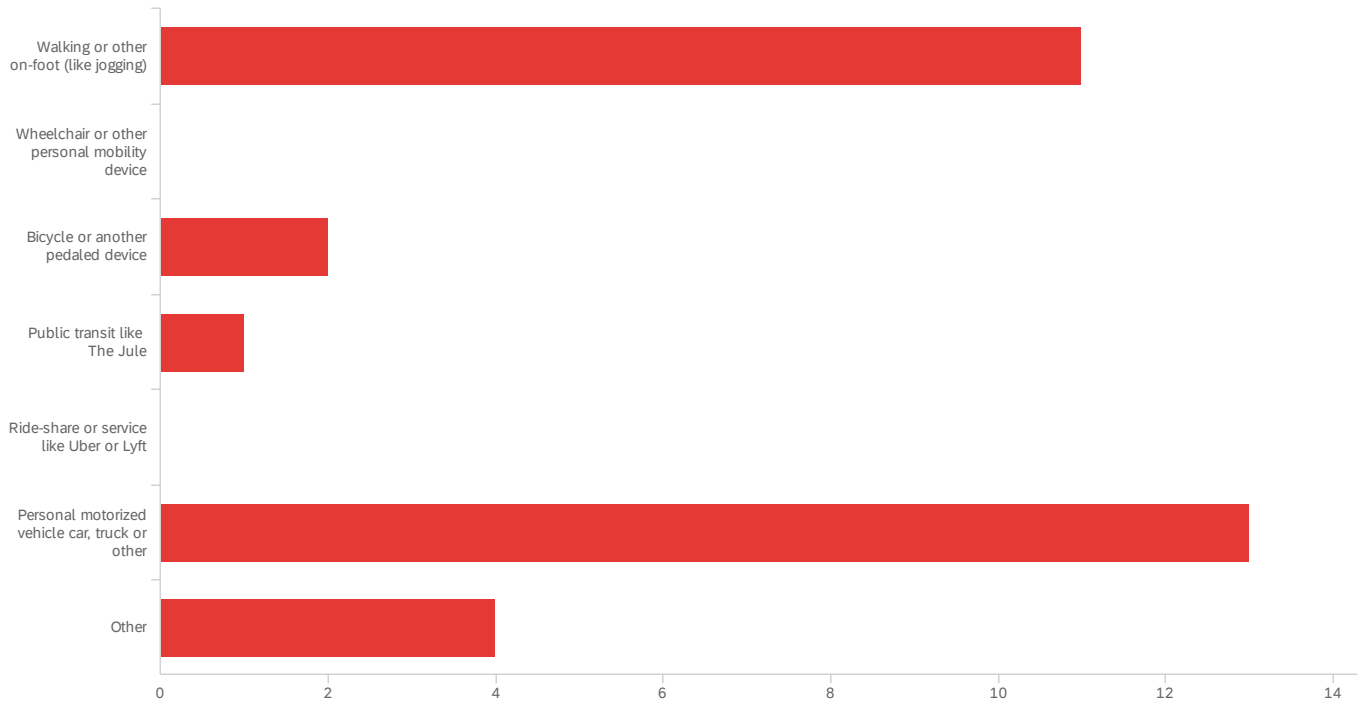
Please check all that apply.




#	Field	Choice Count
1	Transportation to or from work	29.73% 11
2	Transportation to or from school	8.11% 3
3	As a tourist	0.00% 0
4	There is a bus shelter in my neighborhood	16.22% 6
5	While accessing recreational trails	2.70% 1
6	To access shopping, personal services, and other businesses	21.62% 8
7	I don't use or come in contact with any of the above locations	10.81% 4
8	Other	10.81% 4

Q5 - Which mode(s) of transportation do you most often use to access or that bring you

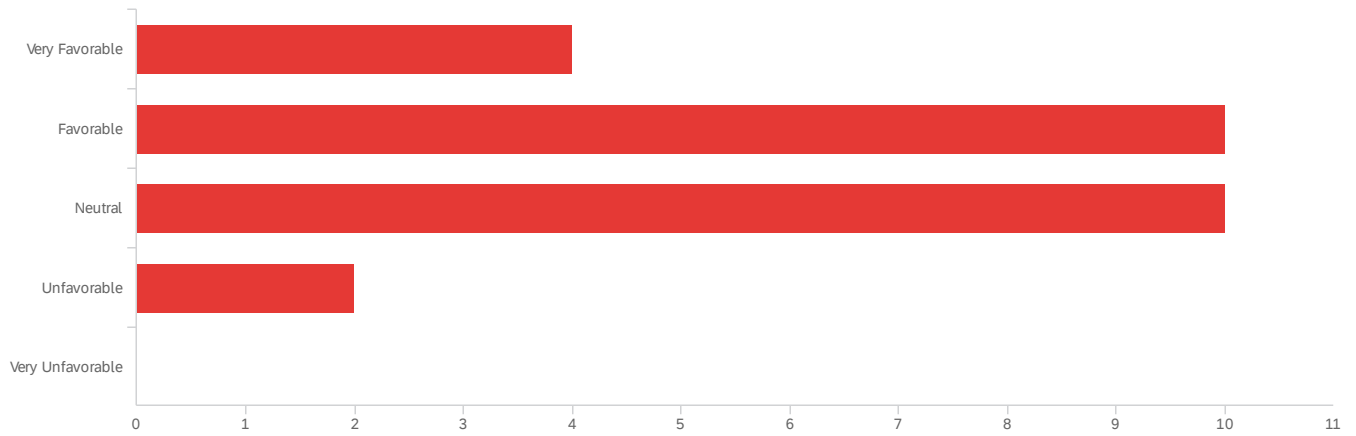
in contact with Dubuque's bus shelters listed above? * Please check all that apply.




 Data source misconfigured for this visualization.

#	Field	Choice Count
1	Walking or other on-foot (like jogging)	35.48% 11
2	Wheelchair or other personal mobility device	0.00% 0
3	Bicycle or another pedaled device	6.45% 2
4	Public transit like The Jule	3.23% 1
5	Ride-share or service like Uber or Lyft	0.00% 0
6	Personal motorized vehicle car, truck or other	41.94% 13
7	Other	12.90% 4
		31

Q2 - What is your attitude towards Dubuque's public bus shelter locations noted above? *



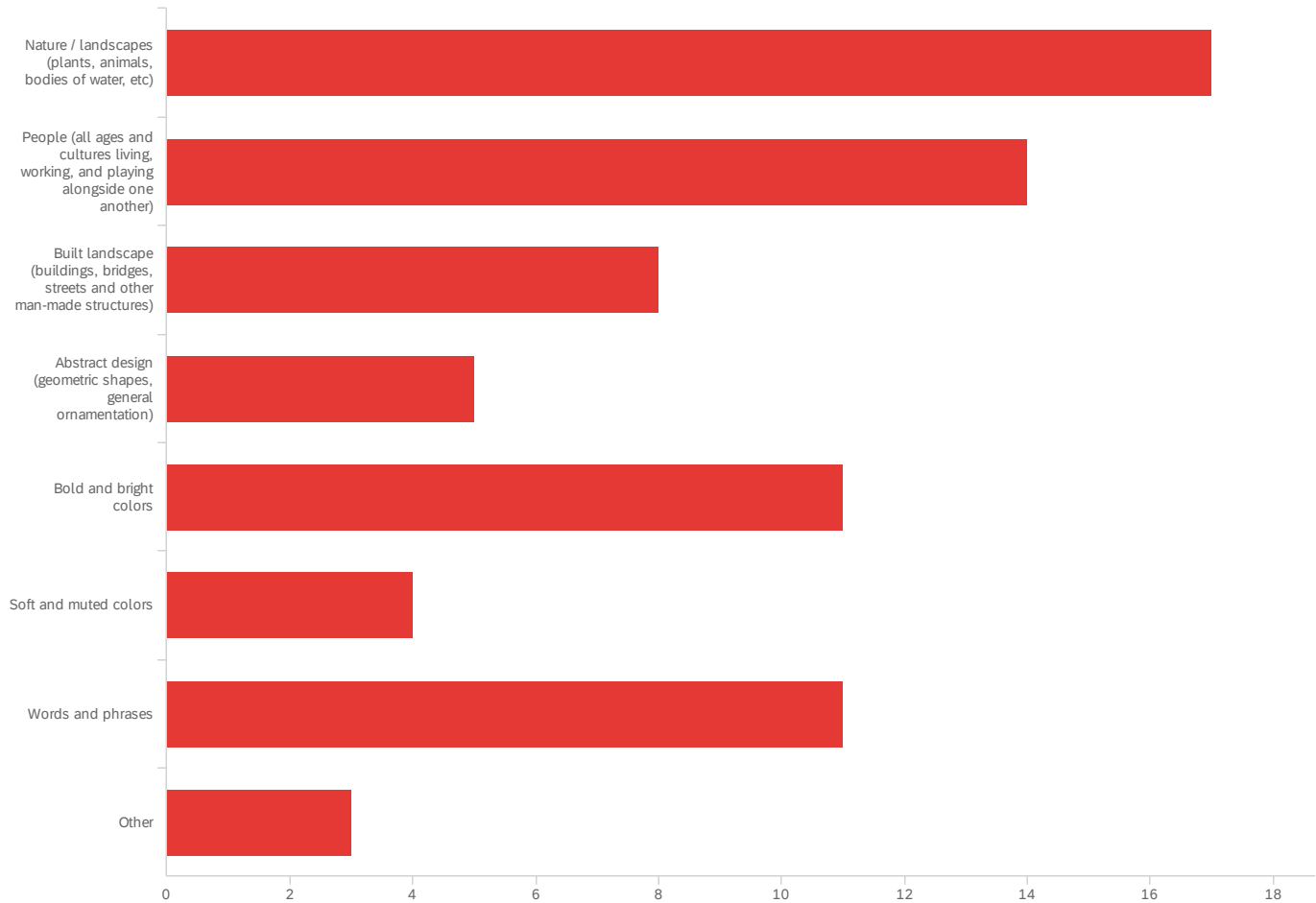
#	Field	Minimum	Maximum	Mean	Std Deviation	Variance	Count
1	What is your attitude towards Dubuque's public bus shelter locations noted above? *	1.00	4.00	2.38	0.84	0.70	26

#	Field	Choice Count
1	Very Favorable	15.38% 4
2	Favorable	38.46% 10
3	Neutral	38.46% 10
4	Unfavorable	7.69% 2
5	Very Unfavorable	0.00% 0
		26

Showing rows 1 - 6 of 6

Q10 - What design elements would you like to see incorporated into sidewalk murals

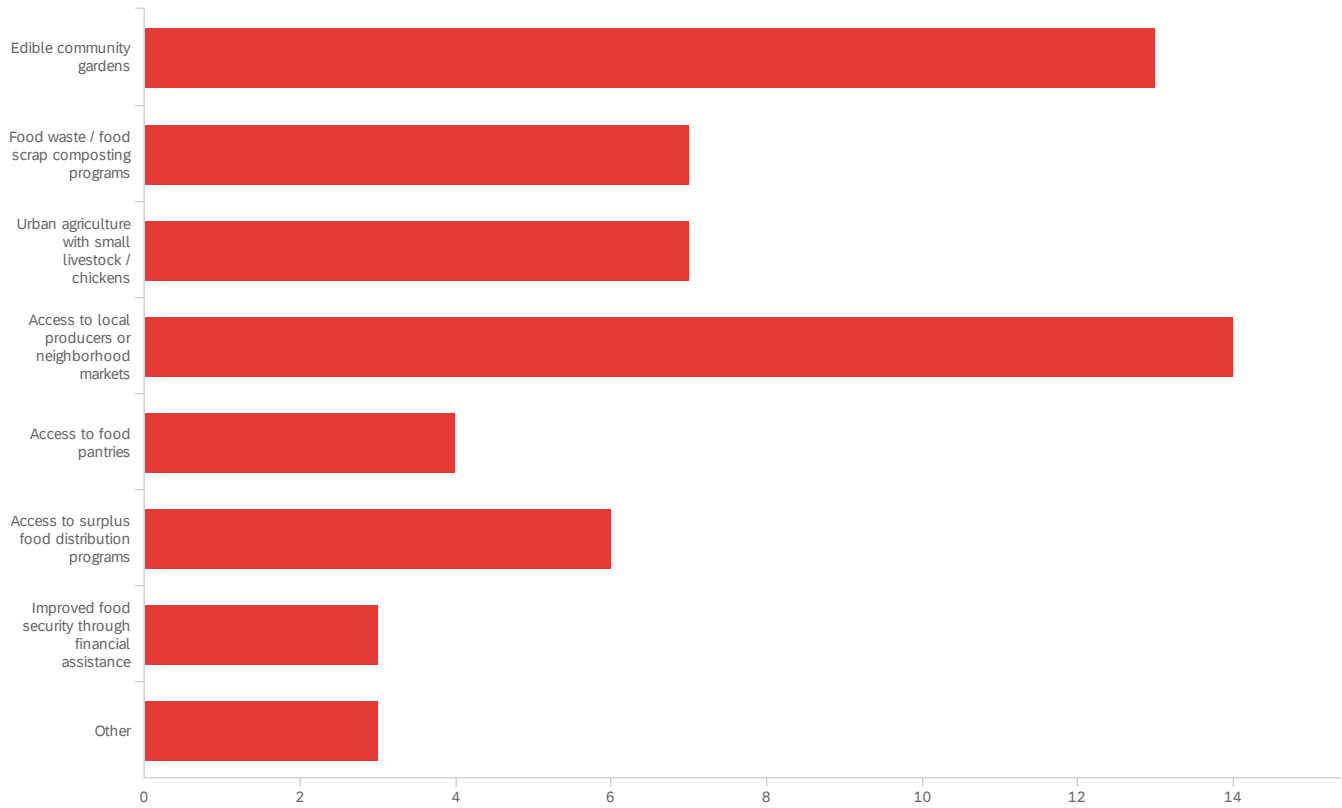
under the bus shelters? * Please check all that apply.



#	Field	Choice Count
1	Nature / landscapes (plants, animals, bodies of water, etc)	23.29% 17
2	People (all ages and cultures living, working, and playing alongside one another)	19.18% 14
3	Built landscape (buildings, bridges, streets and other man-made structures)	10.96% 8
4	Abstract design (geometric shapes, general ornamentation)	6.85% 5
5	Bold and bright colors	15.07% 11
6	Soft and muted colors	5.48% 4
7	Words and phrases	15.07% 11
8	Other	4.11% 3

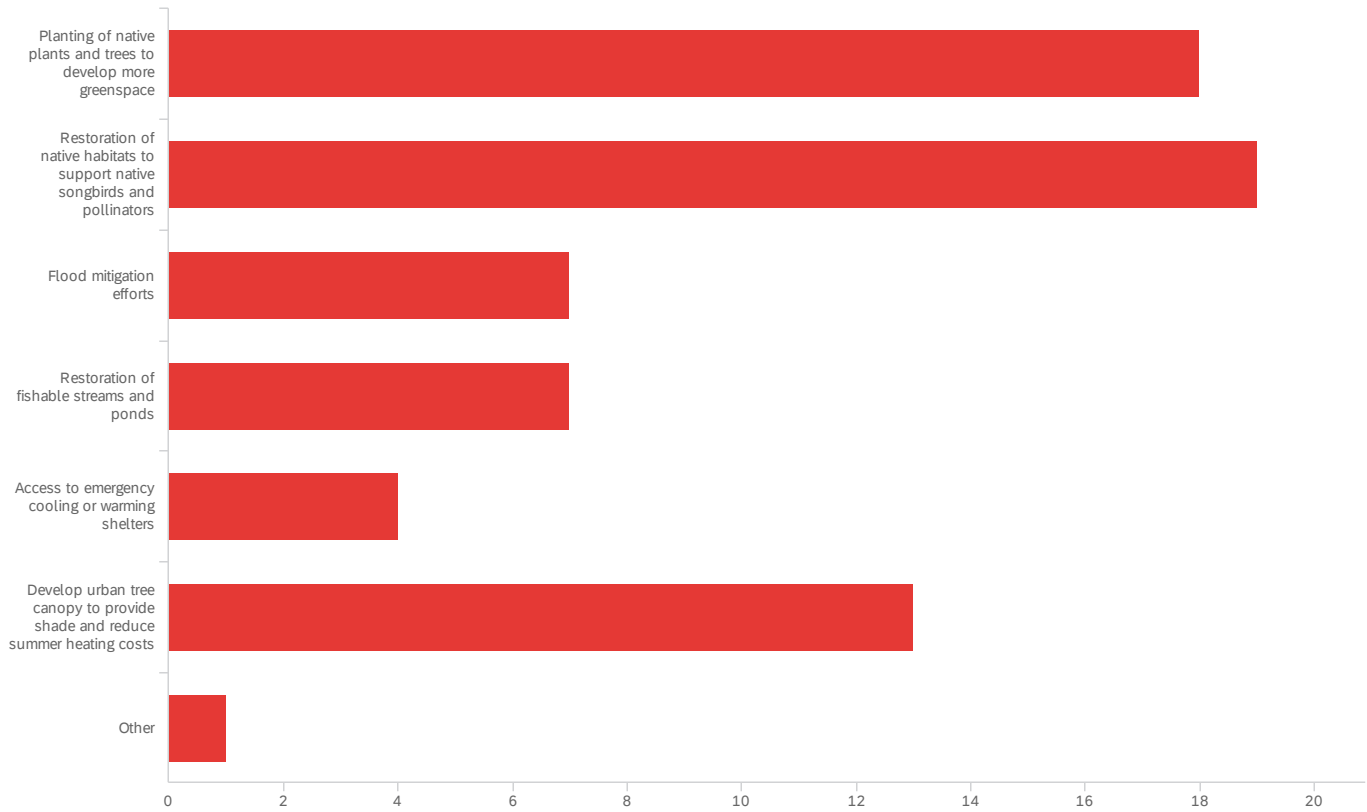
Q6 - Which of the following healthy food access concepts would you and your family

most benefit from? * Please select the three concepts most important to you.



#	Field	Choice Count
32	Edible community gardens	22.81% 13
33	Food waste / food scrap composting programs	12.28% 7
34	Urban agriculture with small livestock / chickens	12.28% 7
35	Access to local producers or neighborhood markets	24.56% 14
36	Access to food pantries	7.02% 4
37	Access to surplus food distribution programs	10.53% 6
38	Improved food security through financial assistance	5.26% 3
39	Other	5.26% 3

Q7 - Which of the following conservation concepts would you and your family most benefit from? * Please select the three concepts most important to you.



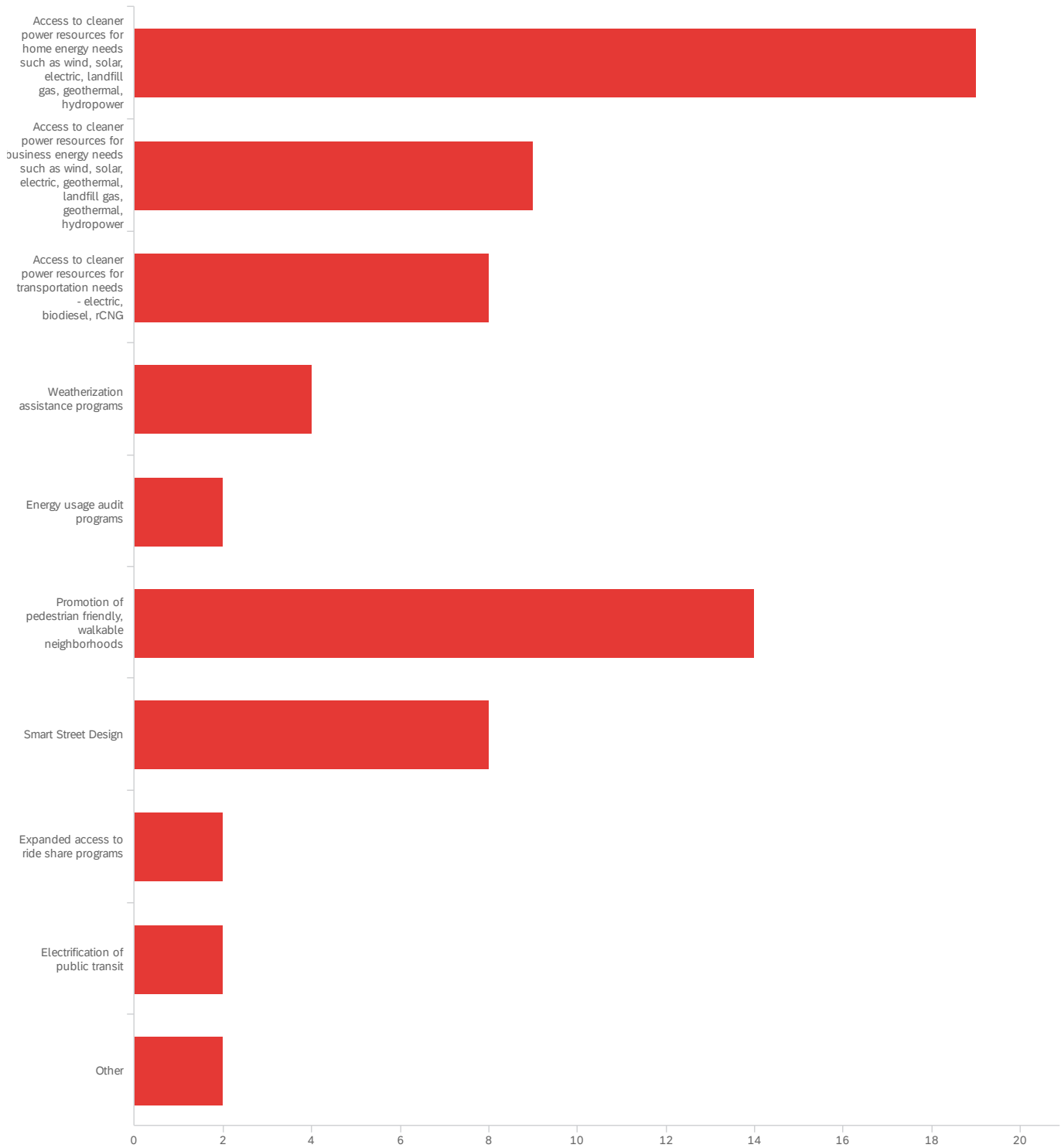
#	Field	Choice Count
1	Planting of native plants and trees to develop more greenspace	26.09% 18
2	Restoration of native habitats to support native songbirds and pollinators	27.54% 19
3	Flood mitigation efforts	10.14% 7
4	Restoration of fishable streams and ponds	10.14% 7
5	Access to emergency cooling or warming shelters	5.80% 4
6	Develop urban tree canopy to provide shade and reduce summer heating costs	18.84% 13
7	Other	1.45% 1
		69

Showing rows 1 - 8 of 8

Q8 - Which of the following energy efficiency and pollution prevention concepts would

you and your community most benefit from? * Please select the three concepts most

important to you.



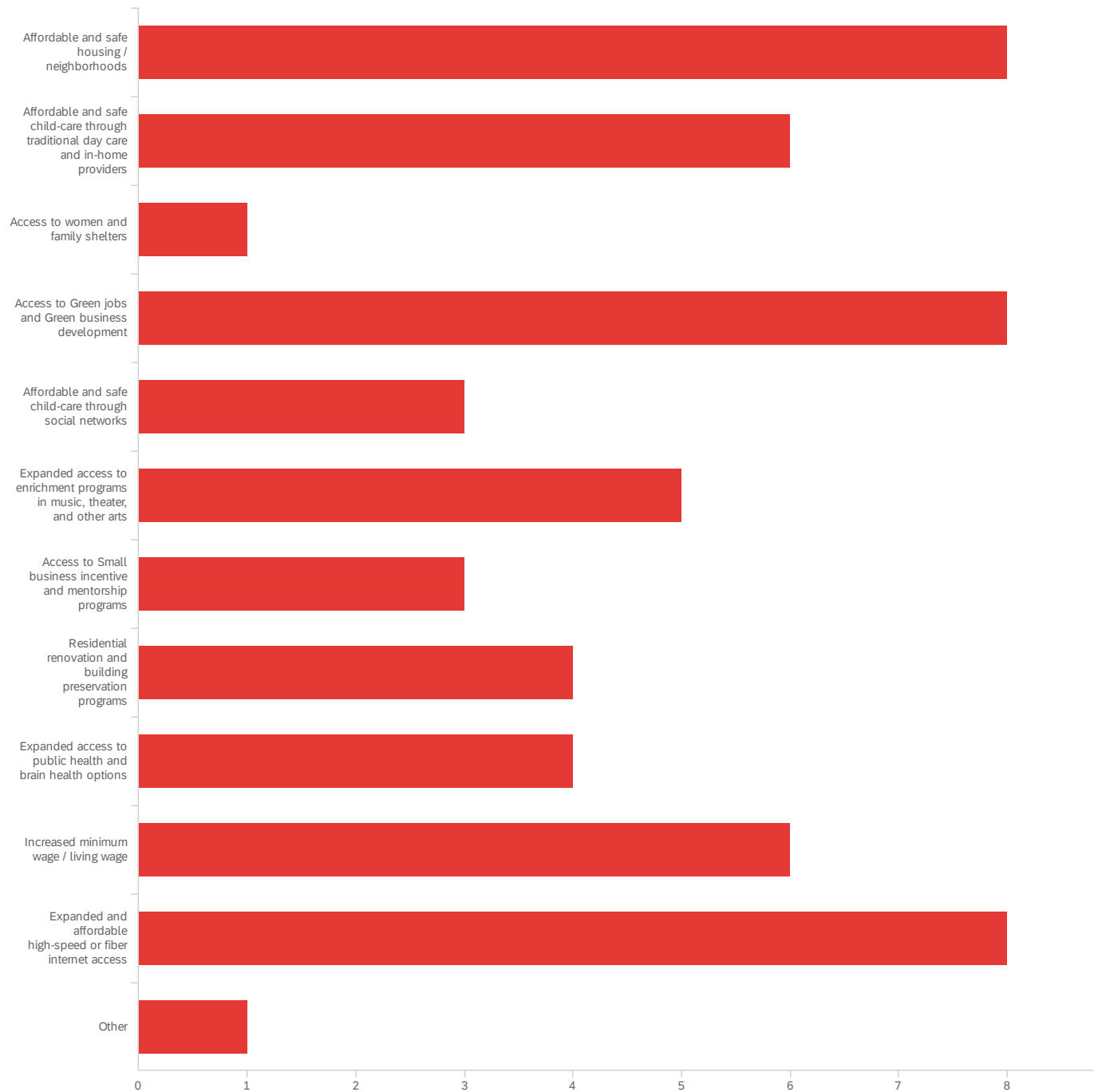
#	Field	Choice Count
1	Access to cleaner power resources for home energy needs such as wind, solar, electric, landfill gas, geothermal, hydropower	27.14% 19
2	Access to cleaner power resources for business energy needs such as wind, solar, electric, geothermal, landfill gas, geothermal, hydropower	12.86% 9
3	Access to cleaner power resources for transportation needs - electric, biodiesel, rCNG	11.43% 8
4	Weatherization assistance programs	5.71% 4
5	Energy usage audit programs	2.86% 2
6	Promotion of pedestrian friendly, walkable neighborhoods	20.00% 14
7	Smart Street Design	11.43% 8
8	Expanded access to ride share programs	2.86% 2
9	Electrification of public transit	2.86% 2
10	Other	2.86% 2

70

Showing rows 1 - 11 of 11

Q9 - Which of the following concepts to become a more vibrant and equitable community

would you and your family most benefit from? * Please select the three concepts most important to you.



Field

Choice
Count

#	Field	Choice Count
919	Affordable and safe housing / neighborhoods	14.04% 8
920	Affordable and safe child-care through traditional day care and in-home providers	10.53% 6
921	Access to women and family shelters	1.75% 1
922	Access to Green jobs and Green business development	14.04% 8
923	Affordable and safe child-care through social networks	5.26% 3
924	Expanded access to enrichment programs in music, theater, and other arts	8.77% 5
925	Access to Small business incentive and mentorship programs	5.26% 3
926	Residential renovation and building preservation programs	7.02% 4
927	Expanded access to public health and brain health options	7.02% 4
928	Increased minimum wage / living wage	10.53% 6
929	Expanded and affordable high-speed or fiber internet access	14.04% 8
930	Other	1.75% 1

57

Showing rows 1 - 13 of 13